



## From Belle to Belle II


Peter Križan

*University of Ljubljana and J. Stefan Institute*



University  
of Ljubljana

"Jožef Stefan"  
Institute



# Contents

---

- Highlights from B factories (+ a little bit of history)
- Physics case for a super B factory
- Accelerator and detector upgrade → SuperKEKB + Belle-II
- Status and outlook

# A little bit of history...

---

**CP violation:** difference in the properties of **particles** and their **anti-particles**  
– first observed in 1964 in the decays of neutral kaons.

**M. Kobayashi and T. Maskawa (1973):** **CP violation** in the Standard model – related to the weak interaction **quark transition matrix**

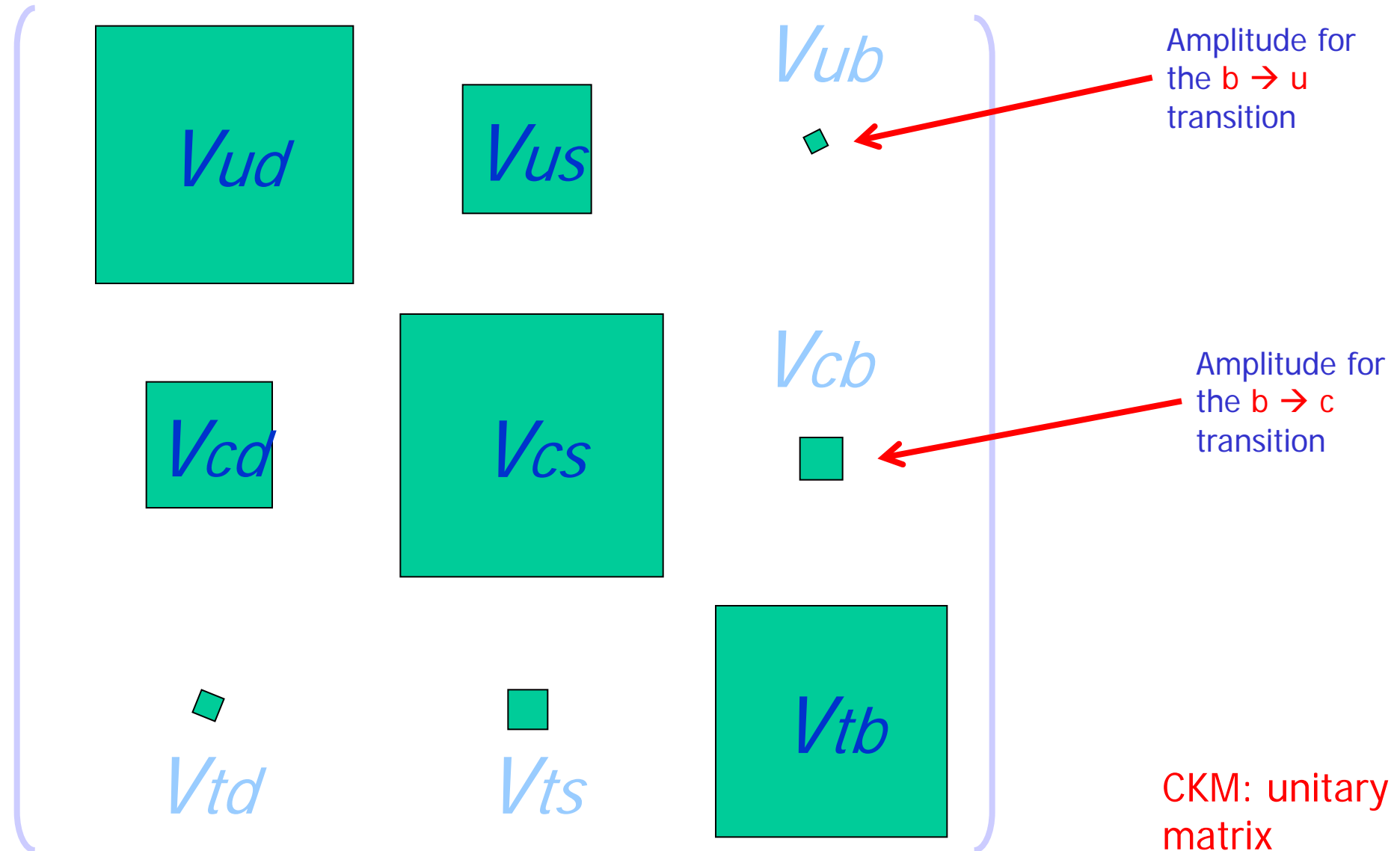
Their theory was formulated at a time when three quarks were known – and they requested the existence of three more!

The last missing quark was found in 1994.

... and in 2001 two experiments – Belle and BaBar at two powerfull accelerators (B factories) - have further investigated CP violation and have indeed proven that it is tightly connected to the quark transition matrix

# CKM - Cabibbo-Kobayashi-Maskawa (quark transition) matrix:

almost real and diagonal, but not completely!





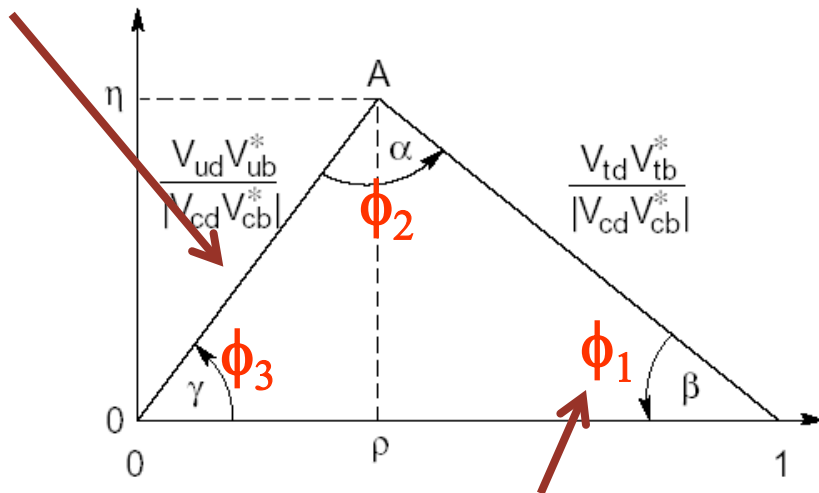
# CKM matrix: determines charged weak interaction of quarks

Wolfenstein parametrisation: expand the CKM matrix in the parameter  $\lambda$  ( $=\sin\theta_c=0.22$ )

$A$ ,  $\rho$  and  $\eta$ : all of order one

$$V = \begin{pmatrix} 1 - \frac{\lambda^2}{2} & \lambda & A\lambda^3(\rho - i\eta) \\ -\lambda & 1 - \frac{\lambda^2}{2} & A\lambda^2 \\ A\lambda^3(1 - \rho - i\eta) & -A\lambda^2 & 1 \end{pmatrix} + O(\lambda^4)$$

determines probability of  $b \rightarrow u$  transitions



7-92

determines CP violation in  $B \rightarrow J/\psi K_S$  decays

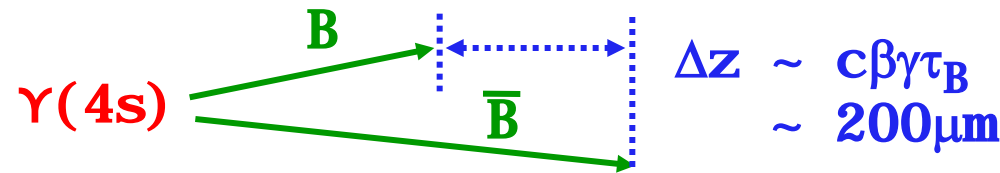
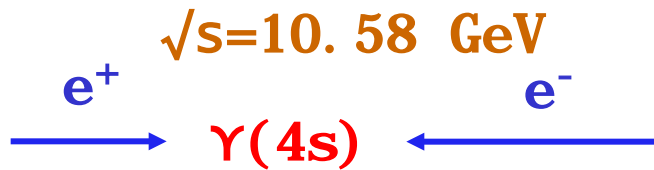
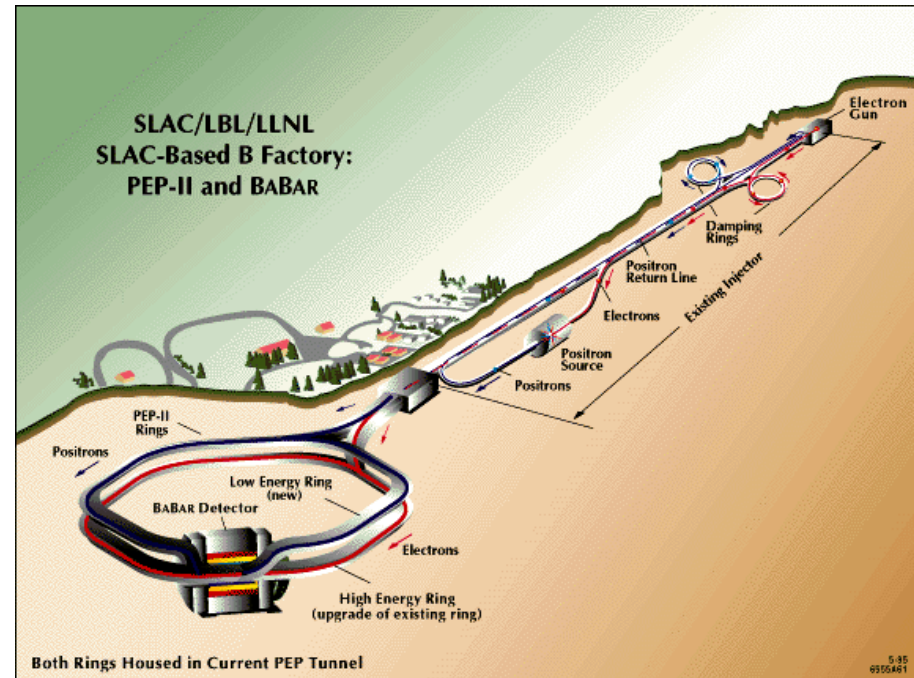
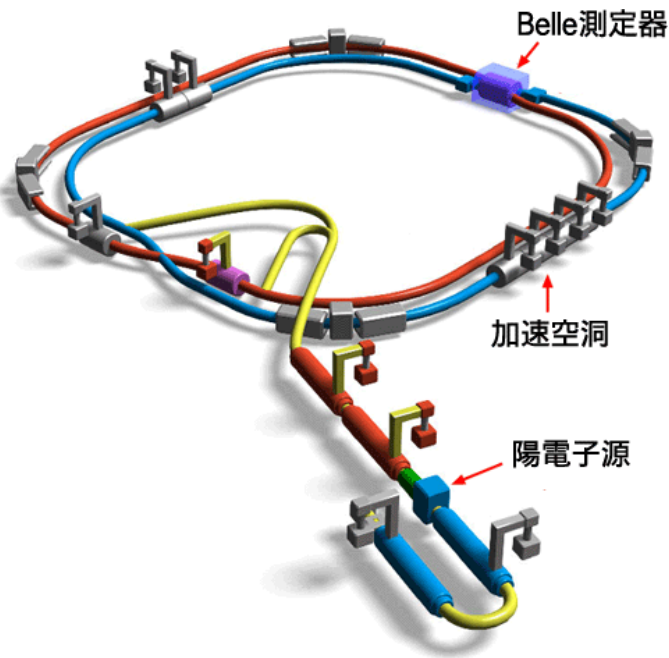
Unitarity condition:

$$V_{ud} V_{ub}^* + V_{cd} V_{cb}^* + V_{td} V_{tb}^* = 0$$



Goal: measure sides and angles in several different ways, check consistency  $\rightarrow$

# Asymmetric B factories



**BaBar**  $p(e^-) = 9 \text{ GeV}$   $p(e^+) = 3.1 \text{ GeV}$

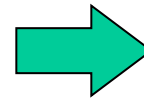
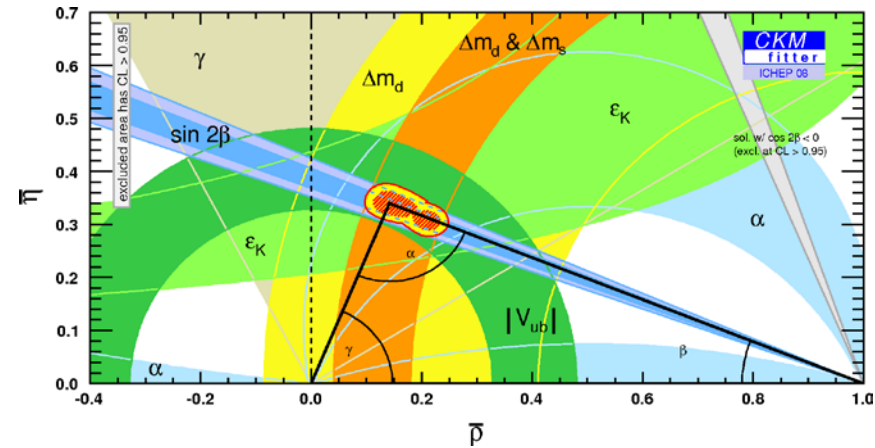
$\beta\gamma = 0.56$

**Belle**  $p(e^-) = 8 \text{ GeV}$   $p(e^+) = 3.5 \text{ GeV}$

$\beta\gamma = 0.42$

# KM's bold idea verified by experiment

Relations between parameters as expected in the Standard model →

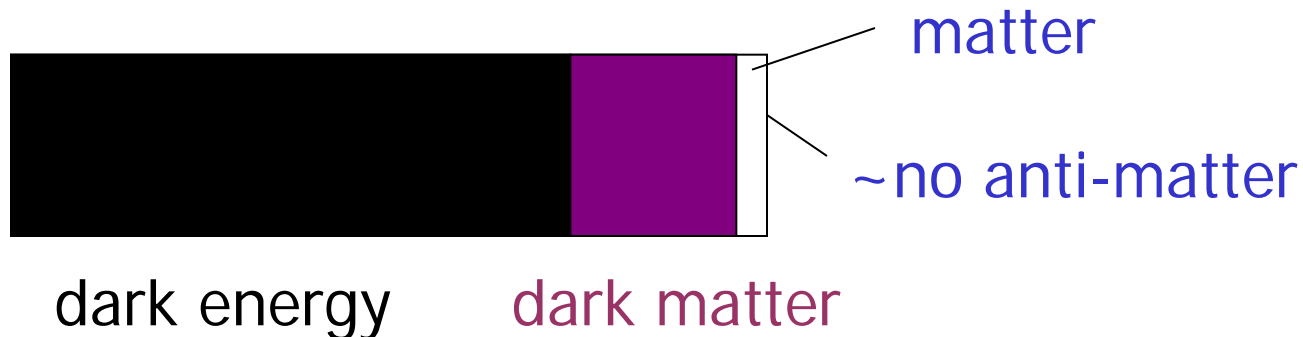


Nobel prize 2008!

→ With essential experimental confirmations by BaBar and Belle! (explicitly noted in the Nobel Prize citation)

# The KM scheme is now part of the Standard Model of Particle Physics

- However, the CP violation of the KM mechanism is too small to account for the asymmetry between matter and anti-matter in the Universe (falls short by 10 orders of magnitude !)
- SM does not contain the fourth fundamental interaction, gravitation
- Most of the Universe is made of stuff we do not understand...



# Are we done ? (Didn't the B factories accomplish their mission, recognized by the 2008 Nobel Prize in Physics ?)



Из эссе С. Окубо  
при большой температуре  
для Вселенной суща мучба  
но ее кривой фигуре

НАРУШЕНИЕ CP-ИНВАРИАНТНОСТИ, C-АСИММЕТРИЯ  
И БАРИОННАЯ АСИММЕТРИЯ ВСЕЛЕННОЙ

А.Д. Сахаров

Теория расширяющейся Вселенной, предполагающая сверхплотное начальное состояние вещества, по-видимому, исключает возможность макроскопического разделения вещества и антивещества; поэтому следует

Matter - anti-matter  
asymmetry of the Universe:  
KM (Kobayashi-Maskawa)  
mechanism still short by 10  
orders of magnitude !!!



# Two frontiers

---

Two complementary approaches to study shortcomings of the Standard Model and to search for the so far unobserved processes and particles (so called New Physics, NP). These are the **energy frontier** and the **intensity frontier** .

**Energy frontier** : direct search for production of unknown particles at the highest achievable energies.

**Intensity frontier** : search for rare processes, deviations between theory predictions and experiments with the ultimate precision.


→ for this kind of studies, one has to investigate a very large number of reactions events → need accelerators with ultimate **intensity** (= luminosity)



# Comparison of **energy** / **intensity** frontiers

To observe a large ship far away one can either use **strong binoculars** or observe **carefully the direction and the speed of waves** produced by the vessel.

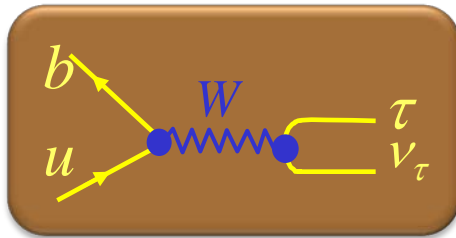
Energy frontier (LHC)



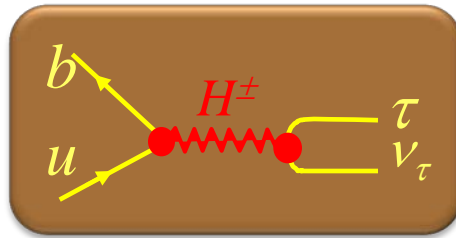
Luminosity frontier  
(Belle and Belle II)

# An example: Hunting the **charged Higgs** in the decay $B^- \rightarrow \tau^- \nu_\tau$

In addition to the Standard Model Higgs to be discovered at the LHC, in New Physics (e.g., in supersymmetric theories) there could also be a **charged Higgs**.



The rare decay  $B^- \rightarrow \tau^- \nu_\tau$  is in SM mediated by the **W boson**



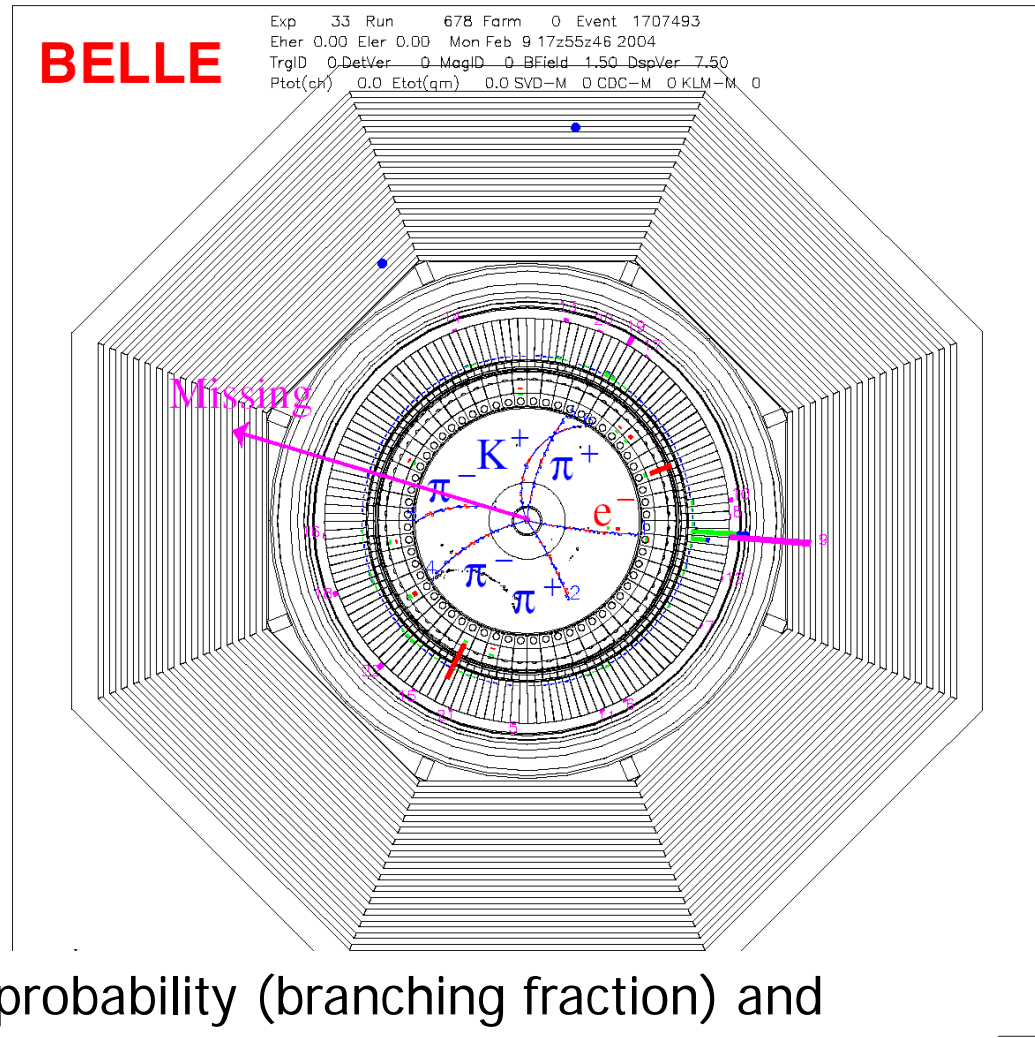
In some supersymmetric extensions it can also proceed via a **charged Higgs**

The **charged Higgs** would influence the decay of a B meson to a tau lepton and its neutrino, and modify the probability for this decay.



# Missing Energy Decays: $B^- \rightarrow \tau^- \nu_\tau$

$$B^+ \rightarrow D^0 \pi^+ \\ (\rightarrow K \pi^- \pi^+ \pi^-) \\ B^- \rightarrow \tau (\rightarrow e \nu \bar{\nu}) \nu$$



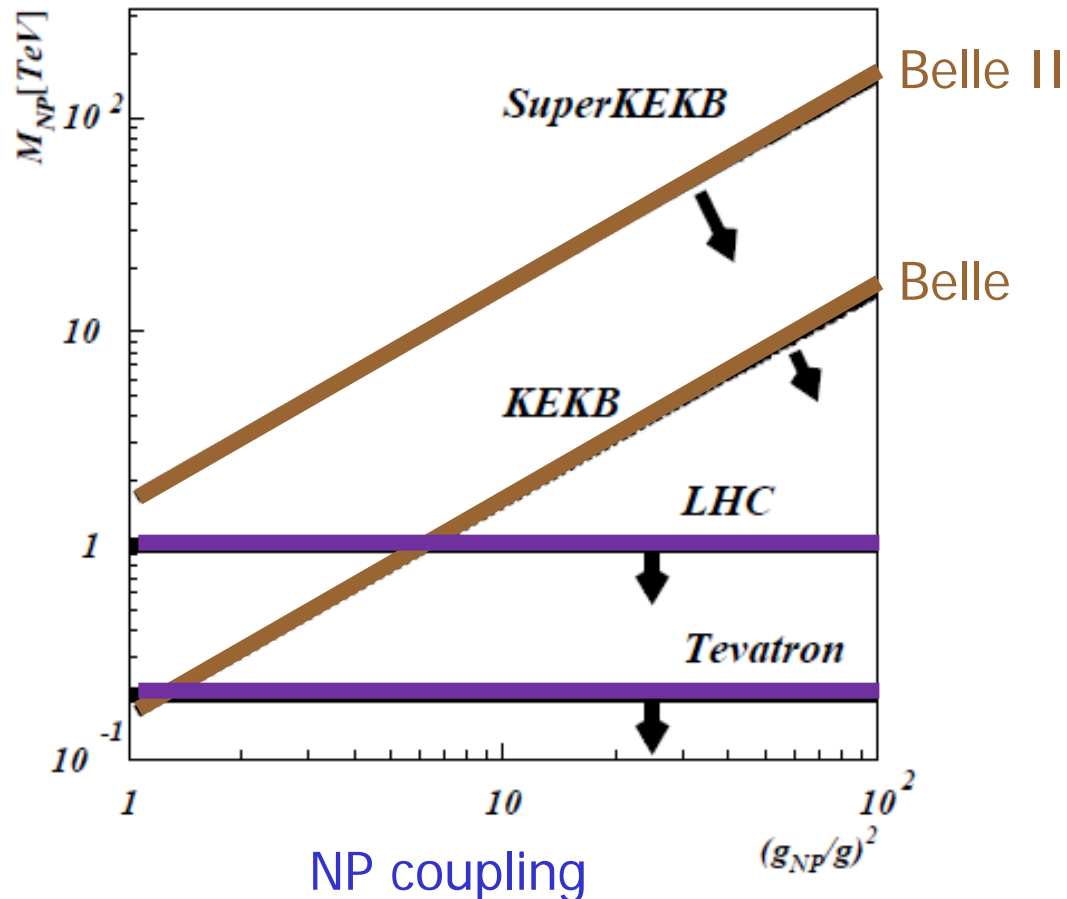
By measuring the decay probability (branching fraction) and comparing it to the SM expectation:

→ Properties of the charged Higgs (e.g. its mass)

# New Physics reach

## energy frontier vs. intensity frontier

NP mass scale  
(TeV)

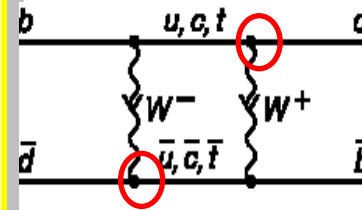


# Super B Factory Motivation 2

- Lessons from history: the top quark

## Physics of top quark

First estimate of mass: BB mixing → ARGUS  
Direct production, Mass, width etc. → CDF/D0  
Off-diagonal couplings, phase → BaBar/Belle

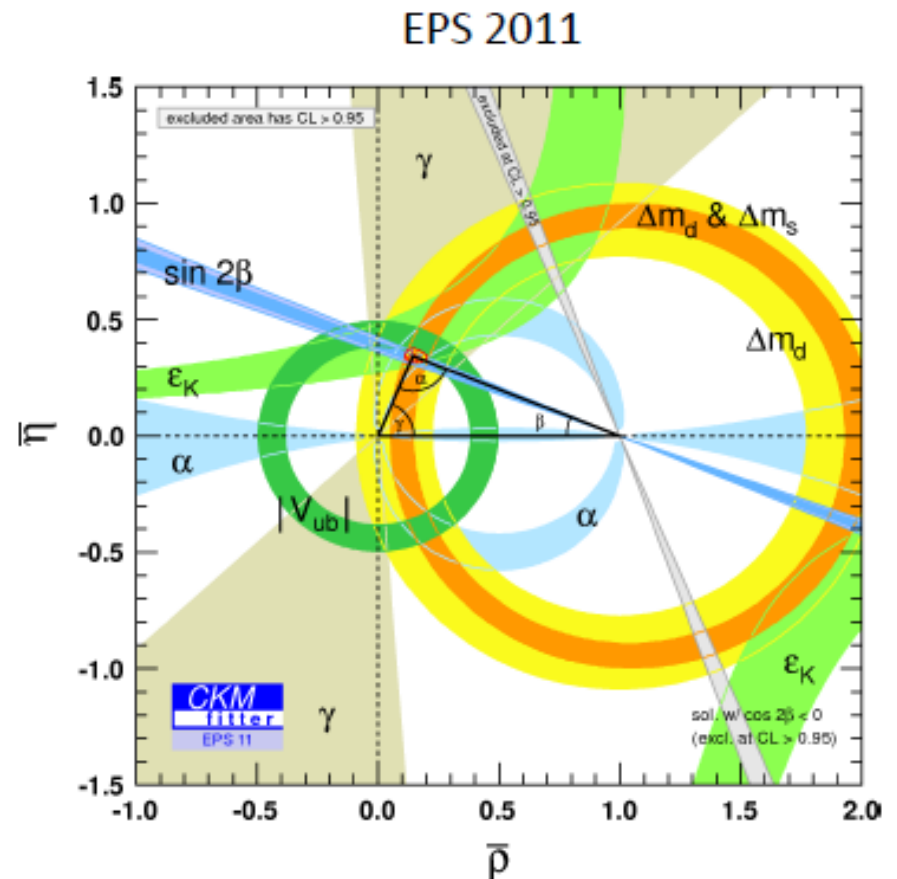
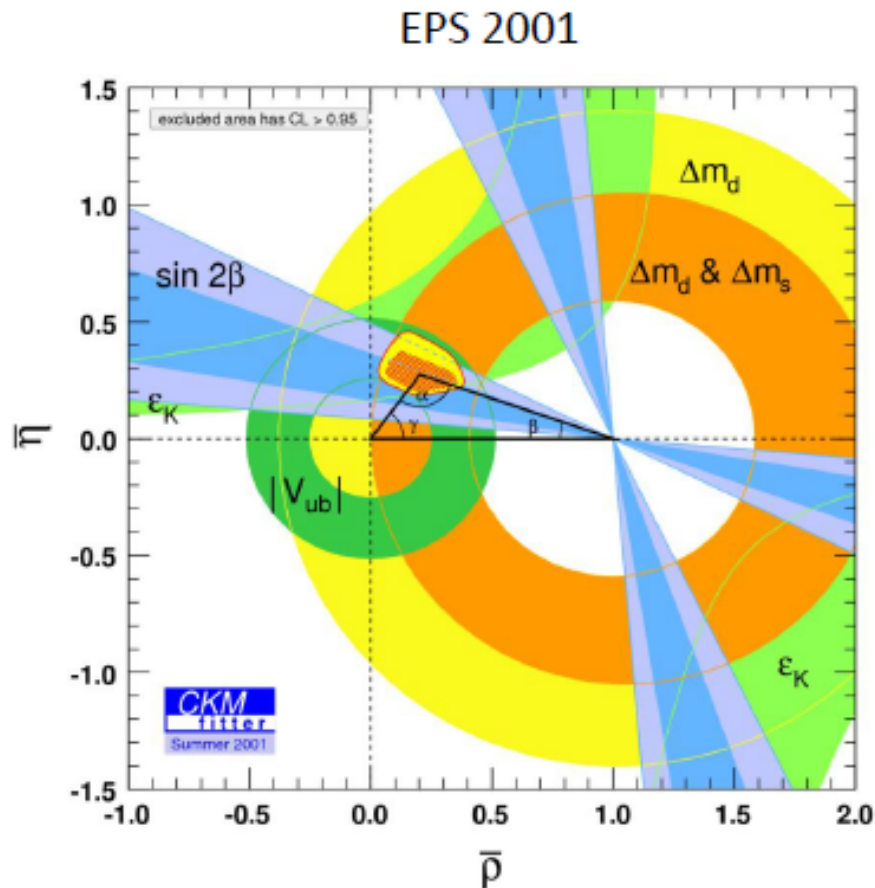


$$V_{CKM} = \begin{pmatrix} V_{ud} & V_{us} & V_{ub} \\ V_{cd} & V_{cs} & V_{cb} \\ V_{td} & V_{ts} & V_{tb} \end{pmatrix}$$

- Even before that: prediction of charm quark from the GIM mechanism, and its mass from  $K^0$  mixing

# Unitarity triangle – 2011 vs 2001

CP violation in the B system: from the **discovery** (2001) to a **precision measurement** (2011).



# Unitarity triangle – new measurements

Constraints from measurements of angles and sides of the unitarity triangle → Remarkable agreement, but still 10-20% NP allowed  
→ search for New Physics!

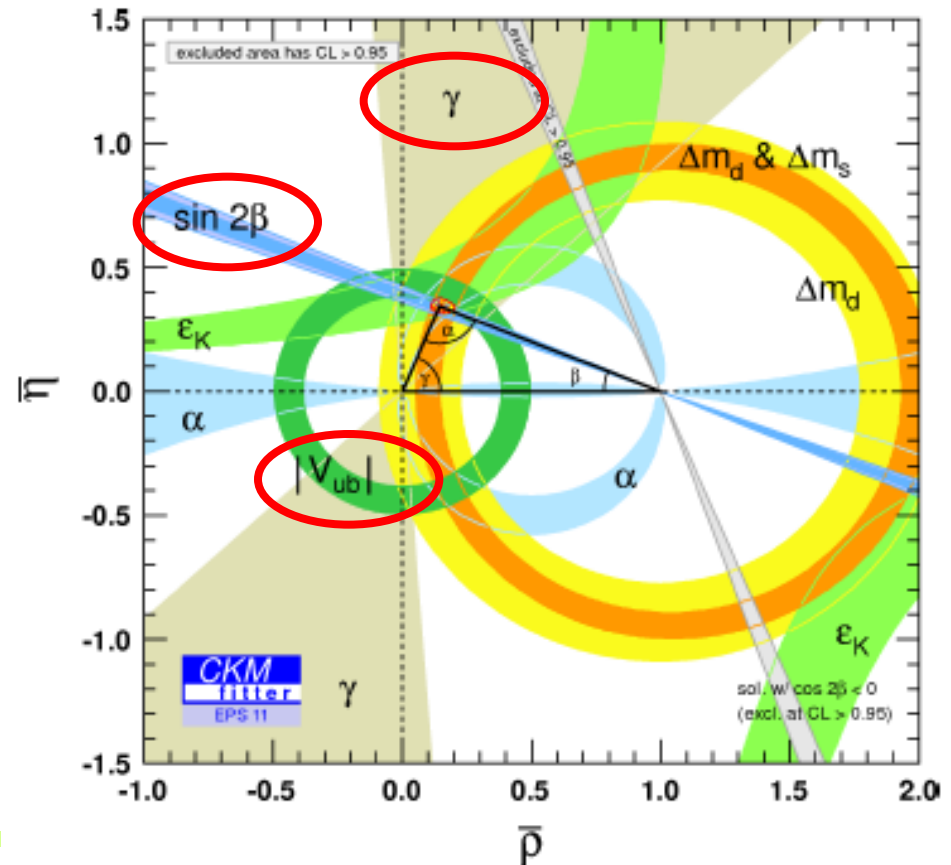
This summer:

Unitarity triangle:

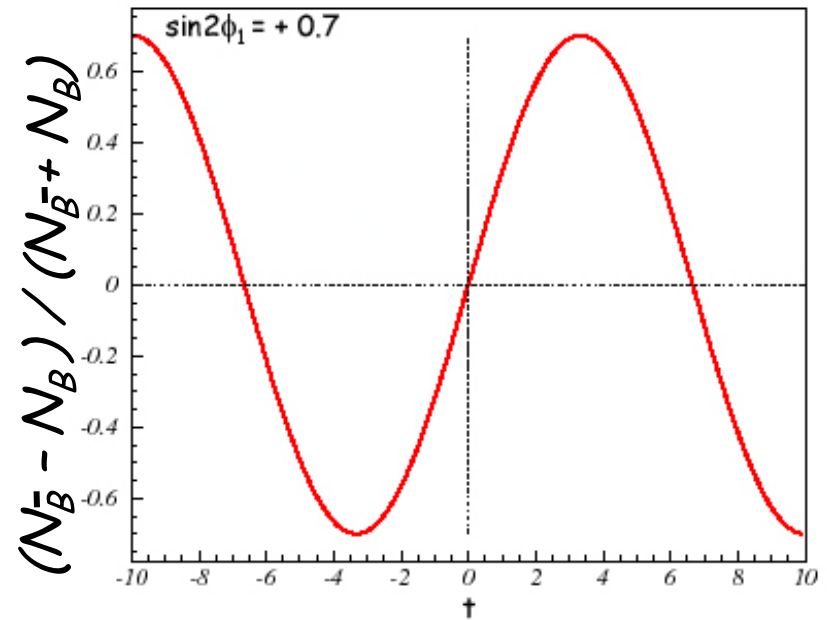
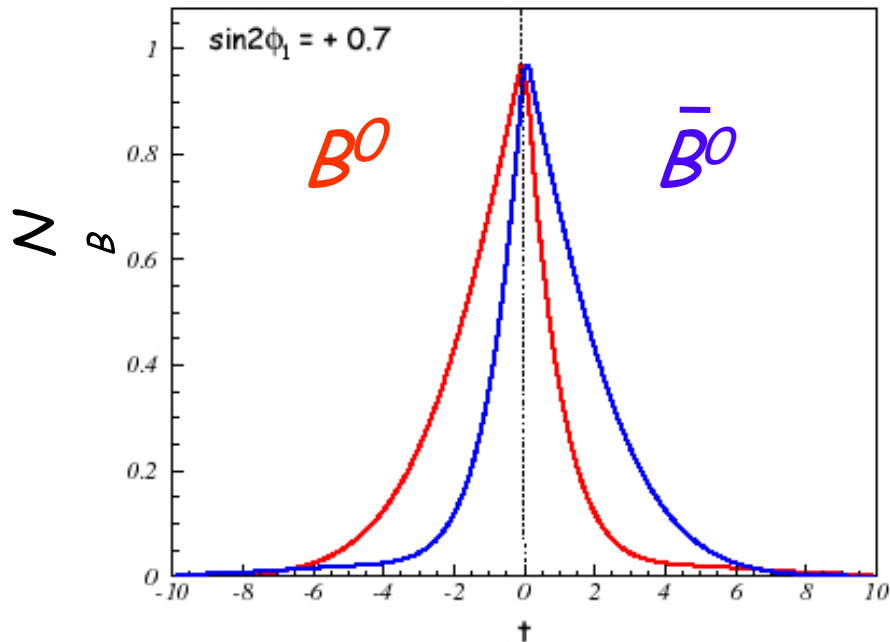
→  $\sin 2\phi_1 (= \sin 2\beta)$  : final measurement from Belle

→  $\phi_3 (= \gamma)$  new model-independent method

→  $|V_{ub}|$  from exclusive and inclusive semileptonic decays



# CP Violation in B decays to CP eigenstates $f_{CP}$

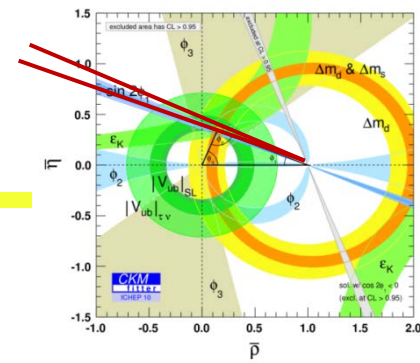


$$A_{CP}(t) = \frac{\Gamma(\bar{B}^0(t) \rightarrow f_{CP}) - \Gamma(B^0(t) \rightarrow f_{CP})}{\Gamma(\bar{B}^0(t) \rightarrow f_{CP}) + \Gamma(B^0(t) \rightarrow f_{CP})} = S \sin \Delta m_B t + A \cos \Delta m_B t$$

- $B^0 \rightarrow J/\psi K^0$  in SM:  $S = \sin 2\phi_1 (= \sin 2\beta)$ ,  $A = 0$



# Final measurement of $\sin 2\phi_1 (= \sin 2\beta)$

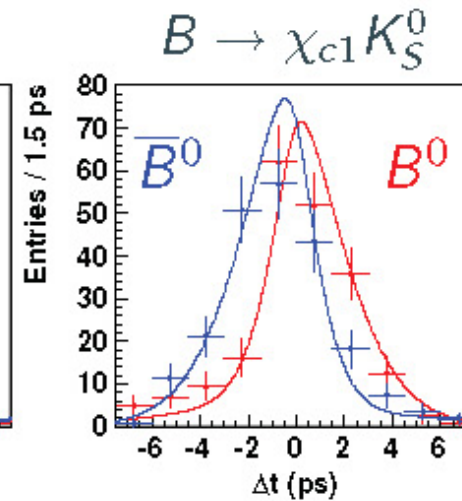
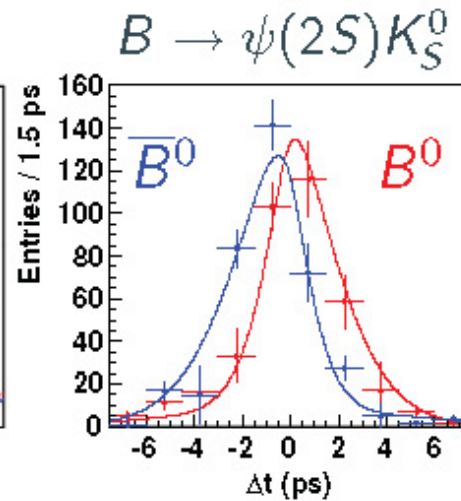
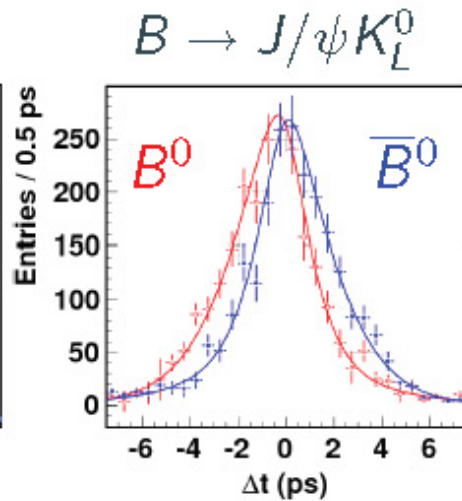
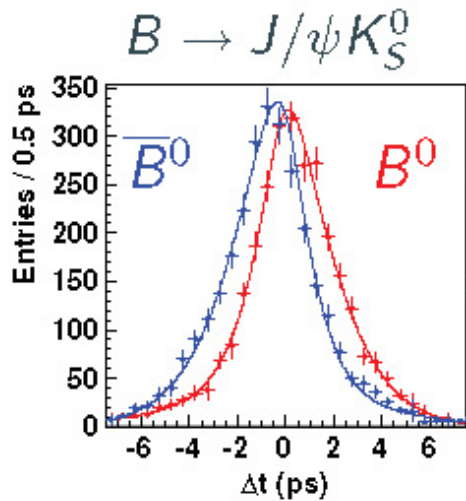
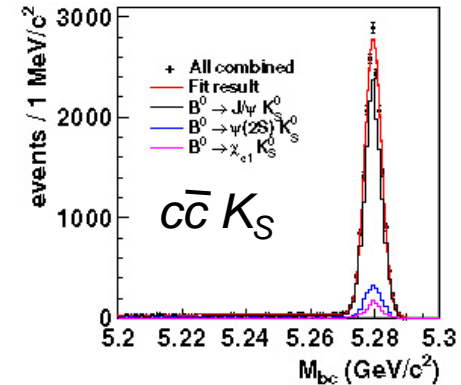


$\phi_1$  from CP violation measurements in  $B^0 \rightarrow c\bar{c}K^0$

Belle, preliminary, 710 fb<sup>-1</sup>

Improved tracking, more data (50% more statistics than last result with 480 fb<sup>-1</sup>);  $c\bar{c} = J/\psi, \psi(2S), \chi_{c1} \rightarrow$  **25k events**

detector effects: wrong tagging, finite  $\Delta t$  resolution, determined using control data samples







# Final measurement of $\sin 2\phi_1$ ( $=\sin 2\beta$ )

$\phi_1$  from  $B^0 \rightarrow c\bar{c} K^0$

Belle, preliminary, 710 fb<sup>-1</sup>

Final result (preliminary) from Belle:

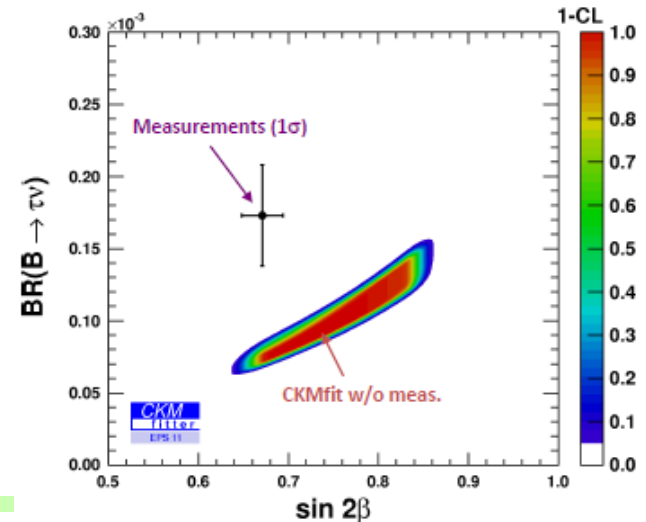
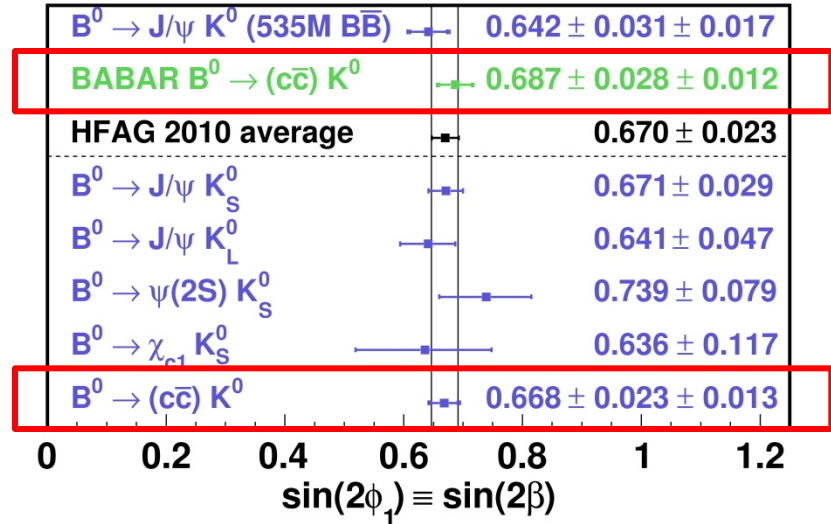
$$S = 0.668 \pm 0.023 \pm 0.013$$

$$A = 0.007 \pm 0.016 \pm 0.013$$

(SM:  $S = \sin 2\phi_1$  ( $=\sin 2\beta$ ),  $A = 0$ )

Still statistics limited, part of the syst. is statistics dominated!

Tension between  $\mathcal{B}(B \rightarrow \tau\nu)$  and  $\sin 2\phi_1$  ( $\sim 2.5 \sigma$ ) remains







# CP violation in $B \rightarrow D^+D^-$ and $D^{*-}D^{*+}$

SM:  $b \rightarrow ccd$ ,  $S = \sin 2\phi_1$  ( $= \sin 2\beta$ ),  $A = 0$

**Belle preliminary**

$B \rightarrow D^+D^-$

$$S = -1.06 \pm 0.18 \pm 0.07$$

$$A = +0.43 \pm 0.16 \pm 0.04$$

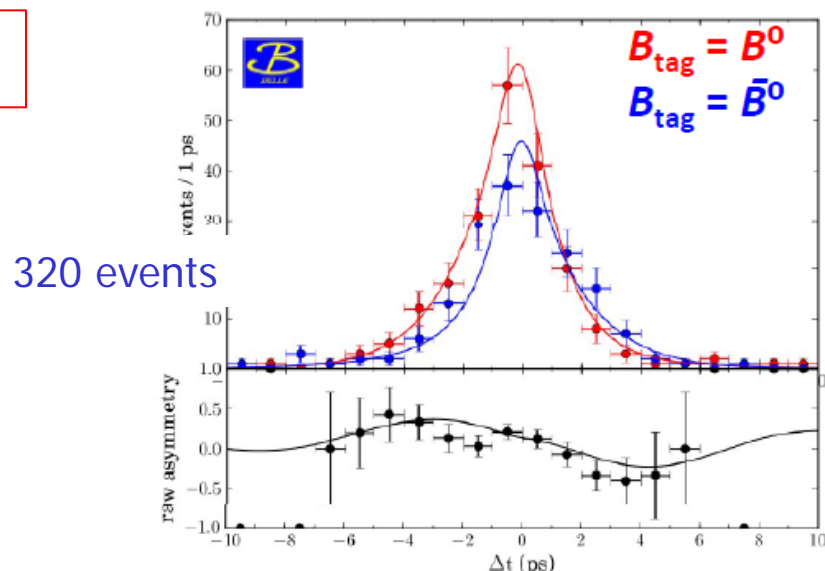
772 x 10<sup>6</sup>  $B\bar{B}$  pairs

$B^0 \rightarrow (K^-\pi^+\pi^+)(K^+\pi^-\pi^-)$ ,  $(K^-\pi^+\pi^+)(K_S^0\pi^0)$  + c.c.

Previous measurement (535 x 10<sup>6</sup>  $B\bar{B}$  pairs):

$$S = -1.13 \pm 0.37 \pm 0.09,$$

$$A = +0.91 \pm 0.23 \pm 0.06$$

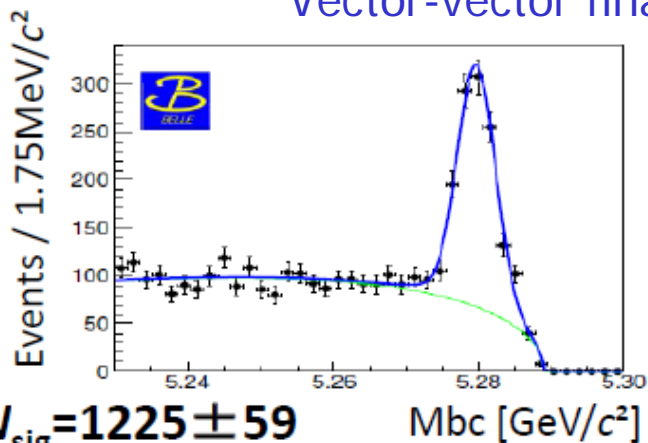


320 events

→ Large CP violation effects in many places in B decays!

$B \rightarrow D^{*+}D^{*-}$

Vector-vector final state, need angular analysis for CPV measurement



$N_{\text{sig}} = 1225 \pm 59$

1225 events,  
>2x increase  
in yield vs the  
2009 paper

$$S = -0.79 \pm 0.13 \pm 0.03$$

$$A = +0.15 \pm 0.08 \pm 0.02$$

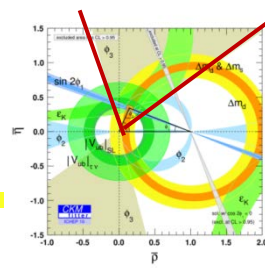
$$R_0 = 0.63 \pm 0.03 \pm 0.01$$

$$R_{\perp} = 0.14 \pm 0.02 \pm 0.01$$

772 x 10<sup>6</sup>  $B\bar{B}$  pairs

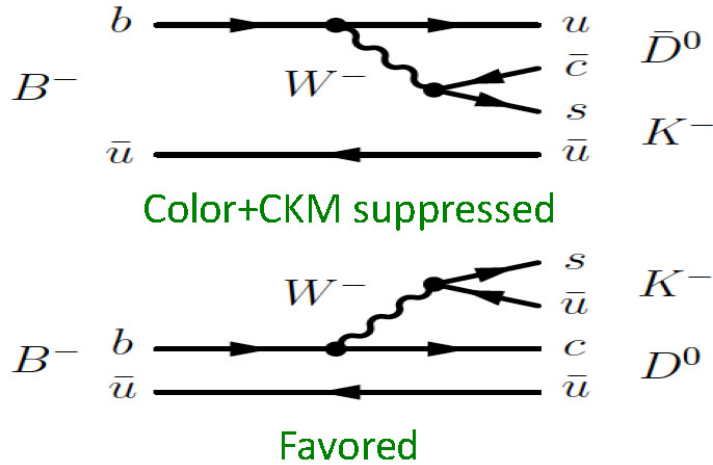
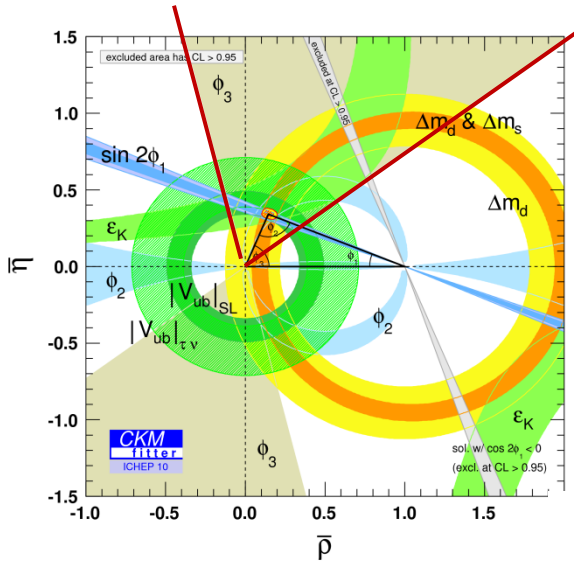
**Belle preliminary**

# $\phi_3 (= \gamma)$ with Dalitz analysis



## Dalitz method:

The best way to measure  $\phi_3$



Giri et al., PRD68, 054018 (2003)  
Bondar et al.

$$(\bar{D}^0) \rightarrow K_S \pi^+ \pi^-$$

$$m_+ = m(K_S \pi^+)$$

$$m_- = m(K_S \pi^-)$$

3-body  $D^0 \rightarrow K_S \pi^+ \pi^-$  Dalitz amplitude

$$|M_{\pm}(m_+^2, m_-^2)|^2 = |f_D(m_+^2, m_-^2) + re^{i\delta_B \pm i\phi_3} f_D(m_-^2, m_+^2)|^2$$

$$= \left| \int_{m_+^2}^{m_-^2} \dots + re^{i\delta_B \pm i\phi_3} \int_{m_-^2}^{m_+^2} \dots \right|^2$$

model dependent description of  $f_D$   
using continuum  $D^*$  data  $\Rightarrow$   
systematic uncertainty

$$\phi_3 = (78 \pm 12 \pm 4 \pm 9)^\circ$$

$$\phi_3 = (68 \pm 14 \pm 4 \pm 3)^\circ$$

Belle, PRD81, 112002, (2010), 605 fb<sup>-1</sup>

BaBar, PRL 105, 121801, (2010)

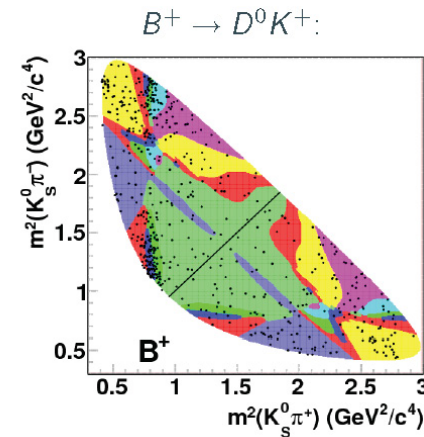
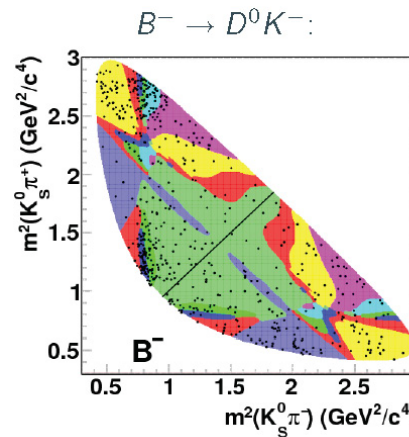
# $\phi_3 (= \gamma)$ from model-independent/binning Dalitz method

Dalitz method: How to avoid the model dependence?

→ **Suitably subdivide** the Dalitz space into bins

$$M_i^\pm = h \{ K_i + r_B^2 K_{-i} + 2\sqrt{K_i K_{-i}} (x_\pm c_i + y_\pm s_i) \}$$

$$x_\pm = r_B \cos(\delta_B \pm \phi_3) \quad y_\pm = r_B \sin(\delta_B \pm \phi_3)$$



$M_i$ : #  $B$  decays in bins of  $D$  Dalitz plane,  $K_i$ : #  $D^0$  ( $\bar{D}^0$ ) decays in bins of  $D$  Dalitz plane ( $D^* \rightarrow D\pi$ ),  $c_i, s_i$ : strong ph. difference between symm. Dalitz points ← Cleo, PRD82, 112006 (2010)



Use only DK  
 $N_{sig} = 1176 \pm 43$

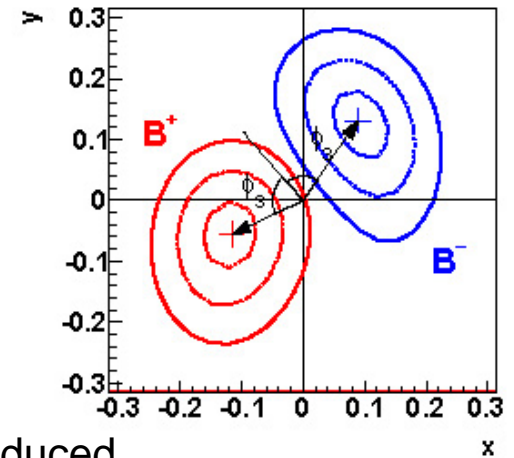
Belle, 710 fb<sup>-1</sup>  
arXiv:1106.4046

4-dim fit for signal yield  
( $\Delta E, M_{bc}, \cos\theta_{thrust}, \mathcal{F}$ );

$$\phi_3 = (77 \pm 15 \pm 4 \pm 4)^\circ$$

from  $c_i, s_i$  (statist.!) →

to be reduced with BESIII data



Important method upgrade for large event samples at LHCb and super B factories

# $\phi_3$ with the ADS method

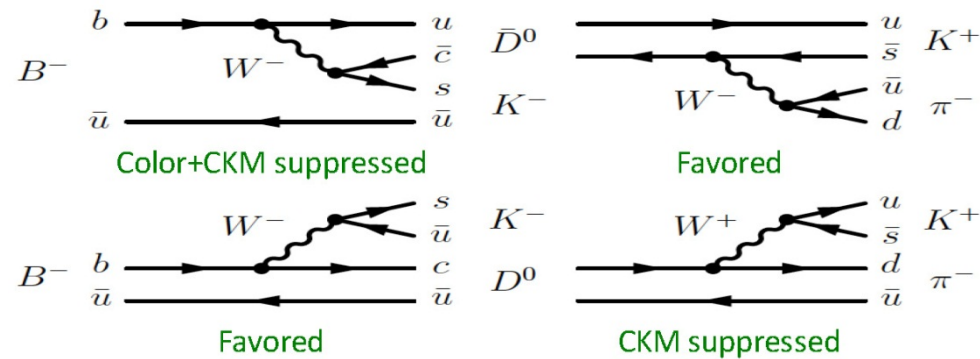
D. Atwood, I. Dunietz, A. Soni, PRL78, 3257 (1997)

$B^- \rightarrow [K^+\pi^-]_D K^-$  compared to  
 $B^- \rightarrow [K^-\pi^+]_D K^-$

$$\mathcal{R}_{DK} \equiv \frac{\mathcal{B}([K^+\pi^-]_D K^-) + \mathcal{B}([K^-\pi^+]_D K^+)}{\mathcal{B}([K^-\pi^+]_D K^-) + \mathcal{B}([K^+\pi^-]_D K^+)}$$

$$\mathcal{A}_{DK} \equiv \frac{\mathcal{B}([K^+\pi^-]_D K^-) - \mathcal{B}([K^-\pi^+]_D K^+)}{\mathcal{B}([K^+\pi^-]_D K^-) + \mathcal{B}([K^-\pi^+]_D K^+)}$$

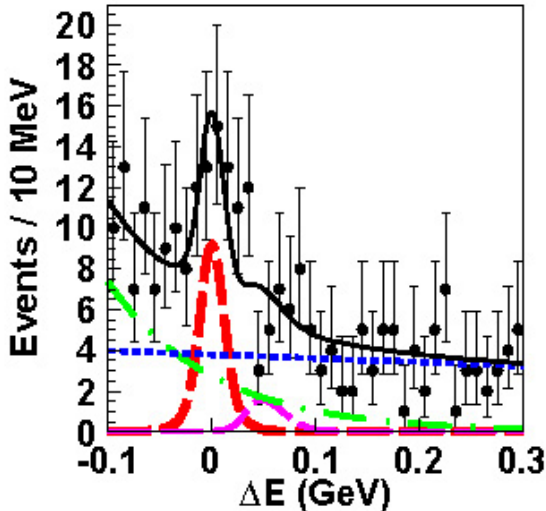
using additional input on  $r_B, r_D,$   
 $\phi_3$  can be extracted in a model  
 independ. manner



$$\mathcal{R}_{DK} = r_B^2 + r_D^2 + 2r_B r_D \cos(\delta_B + \delta_D) \cos \phi_3,$$

$$\mathcal{A}_{DK} = 2r_B r_D \sin(\delta_B + \delta_D) \sin \phi_3 / \mathcal{R}_{DK},$$

Breakthrough 2011: first evidence of the CKM suppressed mode



$B^- \rightarrow [K^+\pi^-]_D K^-$   
 $N_{sig} = 56 \pm 15, 4.1 \sigma \text{ sign.},$



$$\mathcal{R}_{DK} = (1.63^{+0.44}_{-0.41} \quad +0.07 \quad -0.13) \cdot 10^{-2}$$

$$\mathcal{A}_{DK} = (-0.39^{+0.26}_{-0.28} \quad +0.04 \quad -0.03)$$

Belle, PRL 106, 231803 (2011)  
 arXiv:1103:5951, 710 fb<sup>-1</sup>

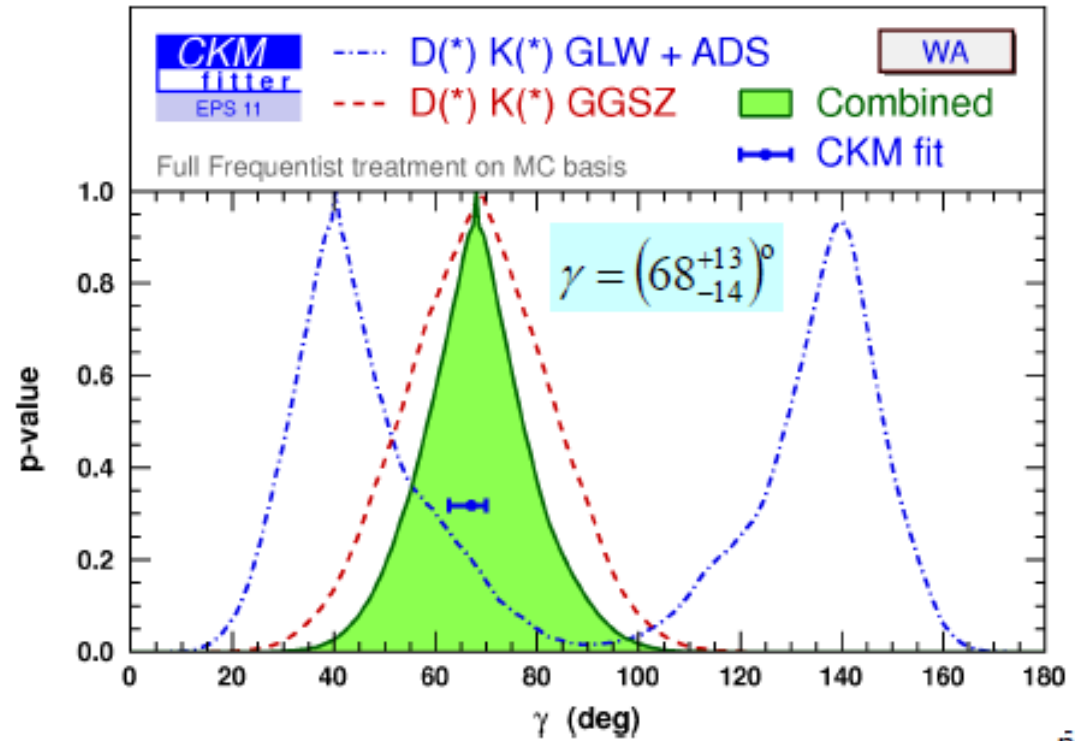
# $\phi_3$ measurement

Combined  $\phi_3$  value:

$$\phi_3 = (68^{+13}_{-14}) \text{ degrees}$$

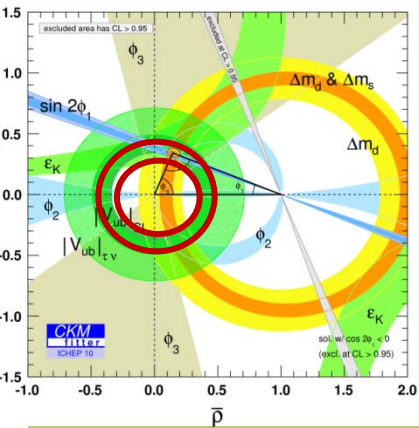
Note that B factories were not built to measure  $\phi_3$

It turned out much better than planned!



This is not the last word from B factories, analyses still to be finalized...

# $|V_{ub}|$ from $B^0 \rightarrow \pi^- \ell^+ \nu$ exclusive decays



Yield: 2d fit in  $M_{bc}=M_{ES}$   
and  $\Delta E$ , bins of  $q^2$

$$m_{bc} = \sqrt{E_{\text{beam}}^2 - |\vec{p}_\pi + \vec{p}_\ell + \vec{p}_\nu|^2}$$

$$\Delta E = E_{\text{beam}} - (E_\pi + E_\ell + E_\nu)$$

$$\mathcal{B} = (1.41 \pm 0.05 \pm 0.07) \cdot 10^{-4}$$

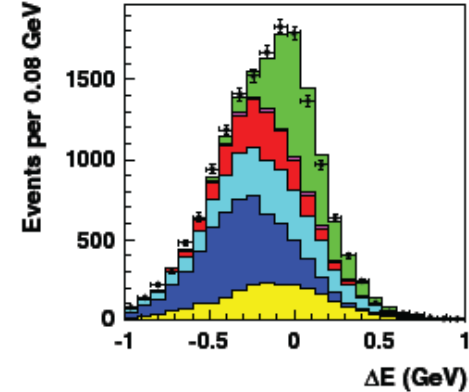
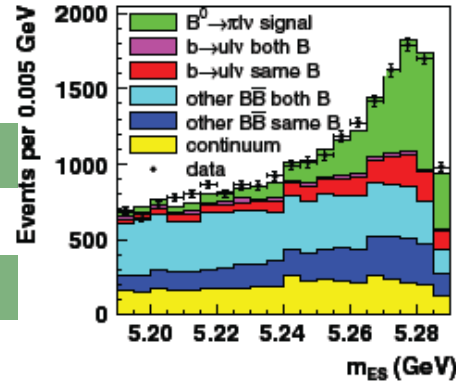
BaBar, PRD83, 032007 (2011)

$$\mathcal{B} = (1.42 \pm 0.05 \pm 0.07) \cdot 10^{-4}$$

BaBar, PRD83, 052011 (2011)

$$\mathcal{B} = (1.49 \pm 0.04 \pm 0.07) \cdot 10^{-4}$$

Belle, arXiv:1012:0090



$|V_{ub}|$  extraction: fit data +  
LQCD points in

$$q^2 = (p_\ell + p_\nu)^2 = (p_B - p_\pi)^2$$

BaBar + FNAL/MILC

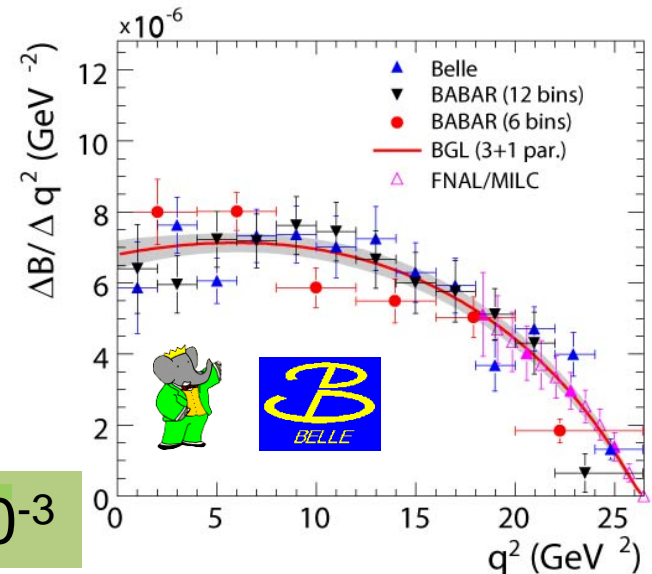
$$|V_{ub}| = (3.13 \pm 0.12 \pm 0.28) \cdot 10^{-3}$$

Belle + FNAL/MILC

$$|V_{ub}| = (3.43 \pm 0.33) \cdot 10^{-3}$$

Belle + BaBar + FNAL/MILC

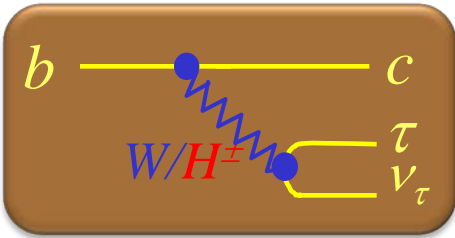
$$|V_{ub}| = (3.26 \pm 0.30) \cdot 10^{-3}$$





# $B \rightarrow D^{(*)} \tau \nu$

## Semileptonic decay sensitive to charged Higgs



Ratio of  $\tau$  to  $\mu, e$  could be reduced/enhanced significantly

$$R(D) \equiv \frac{\mathcal{B}(B \rightarrow D\tau\nu)}{\mathcal{B}(B \rightarrow D\ell\nu)}$$

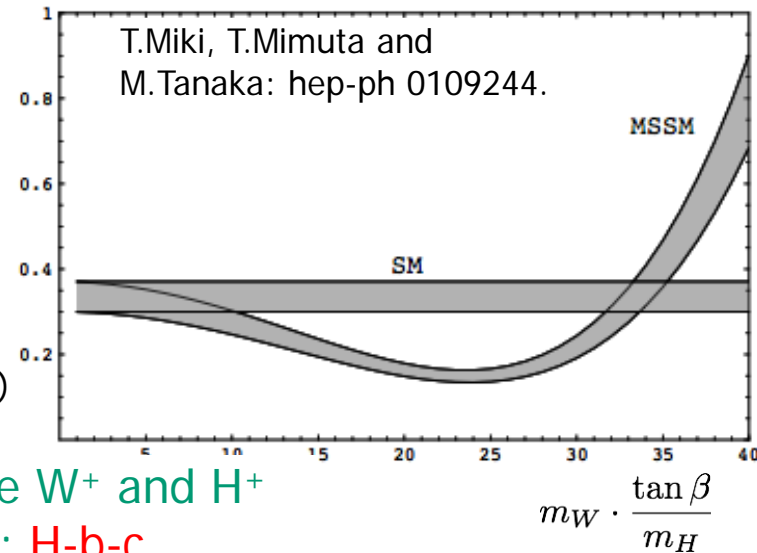
### Complementary and competitive with $B \rightarrow \tau \nu$

1. Smaller theoretical uncertainty of  $R(D)$

( For  $B \rightarrow \tau \nu$ ,  
There is  $O(10\%)$   $f_B$  uncertainty from lattice QCD )

2. Large Brs ( $\sim 1\%$ ) in SM (Ulrich Nierste arXiv:0801.4938.)

$R(D)$



3. Differential distributions can be used to discriminate  $W^+$  and  $H^+$

4. Sensitive to different vertex  $B \rightarrow \tau \nu$ : **H-b-u**,  $B \rightarrow D\tau\nu$ : **H-b-c**  
(LHC experiments sensitive to **H-b-t**)

Advantage of  
B factories!

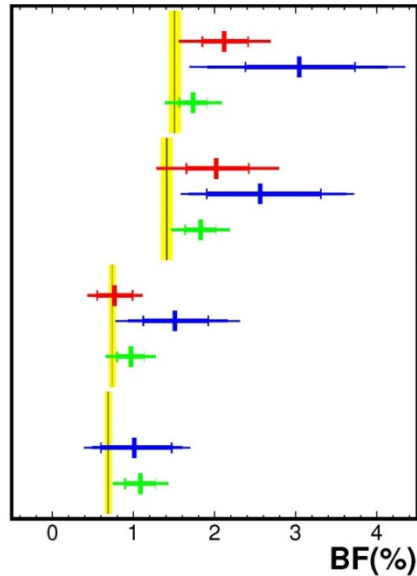
First observation of  $B \rightarrow D^{*} \tau \nu$  by Belle (2007)

→ PRL 99, 191807 (2007)

# B → D<sup>(\*)</sup>τν decays

This summer: First 5σ observation (BaBar) of B → Dτν decays  
(exclusive hadron tag data)

Belle inclusive tag,  
Belle exclusive tag,  
Babar exclusive tag  
(summer 2011)  
compared to the  
**SM prediction**



$$B^+ \rightarrow \bar{D}^{*0} \tau^+ \nu_\tau \quad (1.73 \pm 0.17 \pm 0.18)\%$$

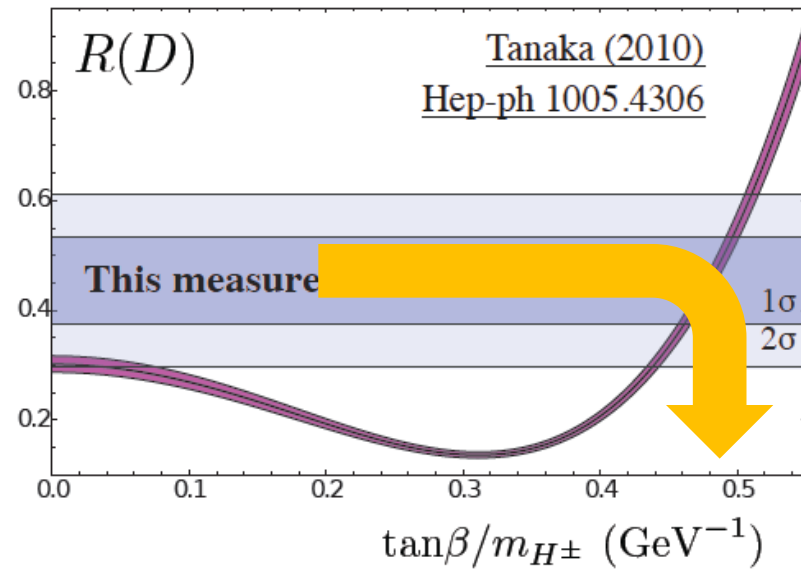
$$B^0 \rightarrow D^{*-} \tau^+ \nu_\tau \quad (1.82 \pm 0.19 \pm 0.17)\%$$

$$B^+ \rightarrow \bar{D}^0 \tau^+ \nu_\tau \quad (0.96 \pm 0.17 \pm 0.14)\%$$

$$B^0 \rightarrow D^- \tau^+ \nu_\tau \quad (1.08 \pm 0.19 \pm 0.15)\%$$

All values higher than SM predictions →

→ A very interesting limit on charged Higgs



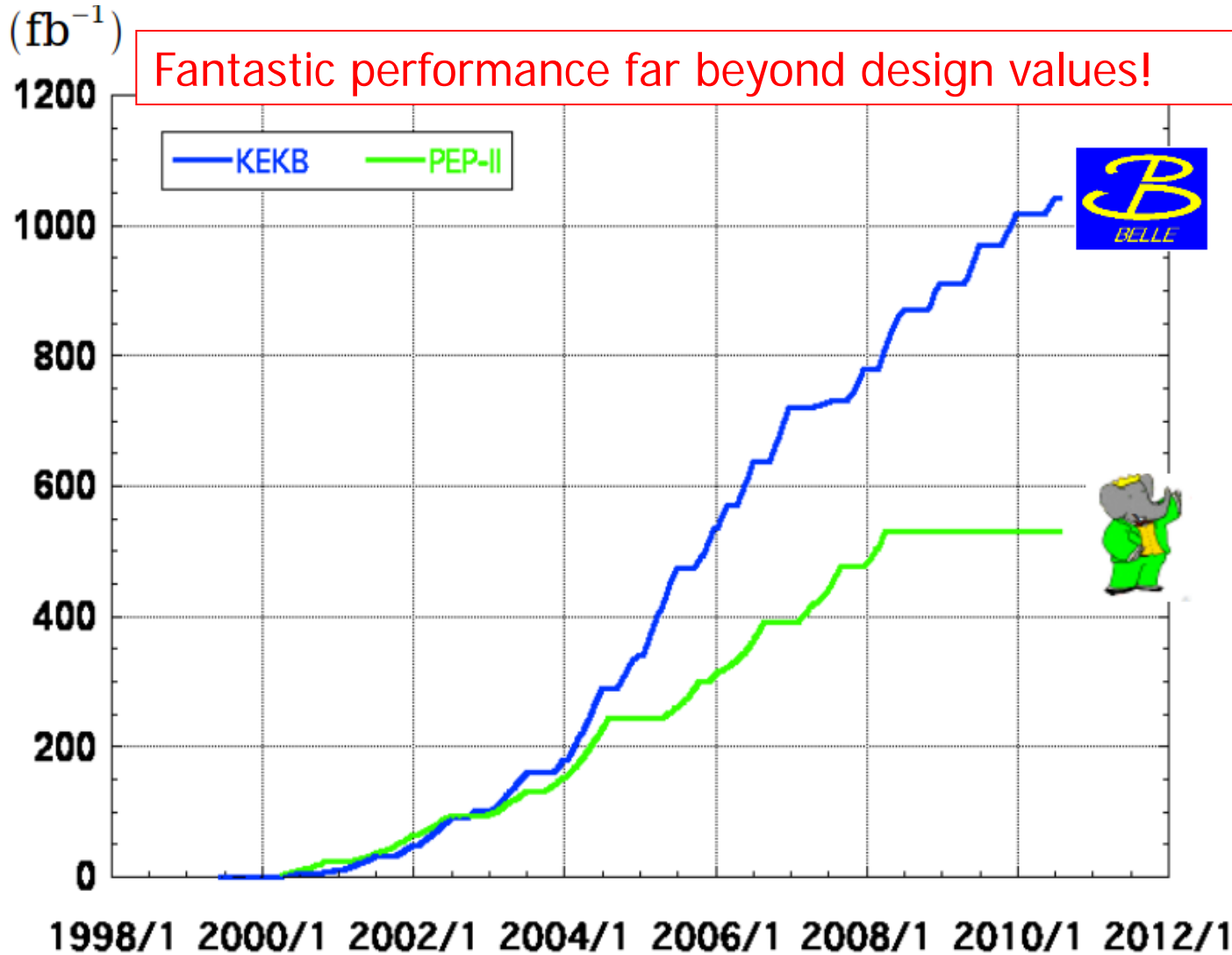


# B factories: a success story

---

- Measurements of CKM matrix elements and angles of the unitarity triangle
- Observation of direct CP violation in B decays
- Measurements of rare decay modes (e.g.,  $B \rightarrow \tau \nu$ ,  $D \tau \nu$ )
- $b \rightarrow s$  transitions: probe for new sources of CPV and constraints from the  $b \rightarrow s \gamma$  branching fraction
- Forward-backward asymmetry ( $A_{FB}$ ) in  $b \rightarrow sl^+l^-$  has become a powerful tool to search for physics beyond SM.
- Observation of D mixing
- Searches for rare  $\tau$  decays
- Observation of new hadrons

# Integrated luminosity at B factories



**> 1 ab<sup>-1</sup>**

**On resonance:**

$\Upsilon(5S)$ : 121 fb<sup>-1</sup>

$\Upsilon(4S)$ : 711 fb<sup>-1</sup>

$\Upsilon(3S)$ : 3 fb<sup>-1</sup>

$\Upsilon(2S)$ : 25 fb<sup>-1</sup>

$\Upsilon(1S)$ : 6 fb<sup>-1</sup>

**Off reson./scan:**

~ 100 fb<sup>-1</sup>

**~ 550 fb<sup>-1</sup>**

**On resonance:**

$\Upsilon(4S)$ : 433 fb<sup>-1</sup>

$\Upsilon(3S)$ : 30 fb<sup>-1</sup>

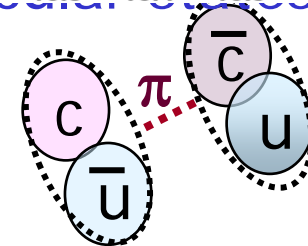
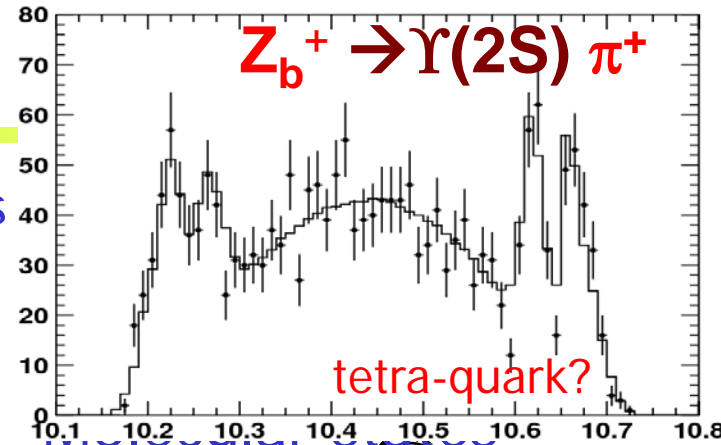
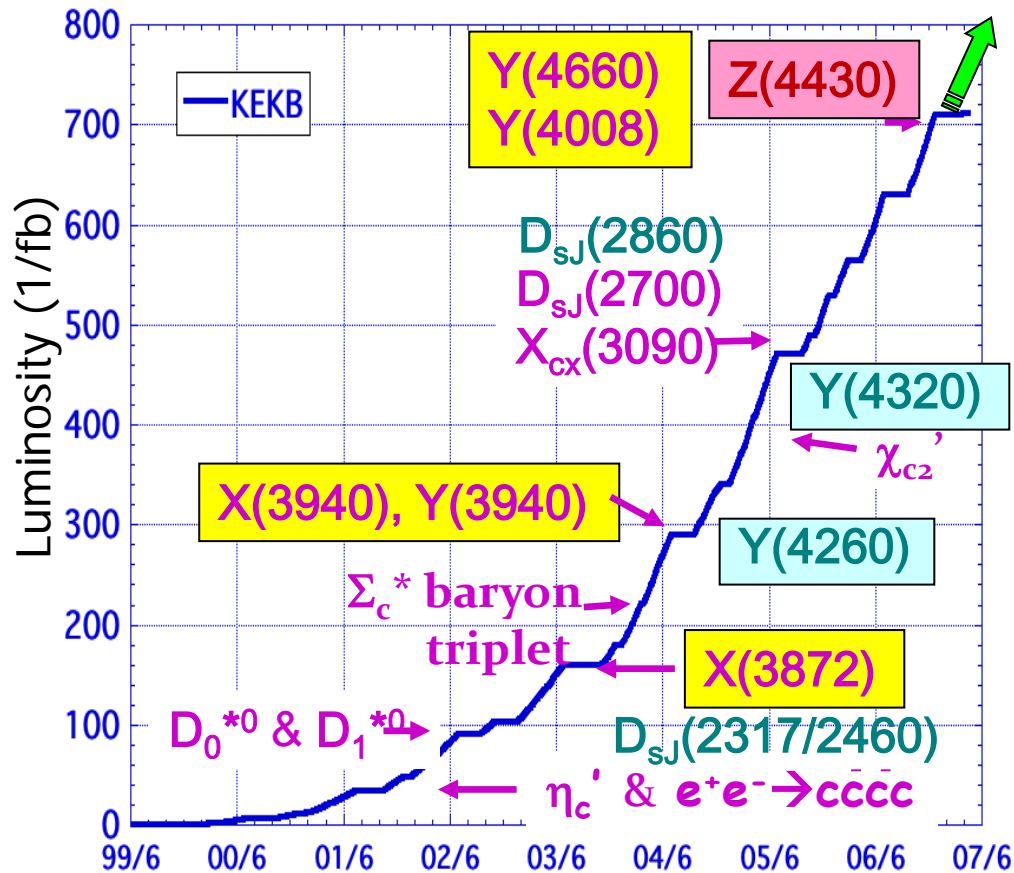
$\Upsilon(2S)$ : 14 fb<sup>-1</sup>

**Off resonance:**

~ 54 fb<sup>-1</sup>

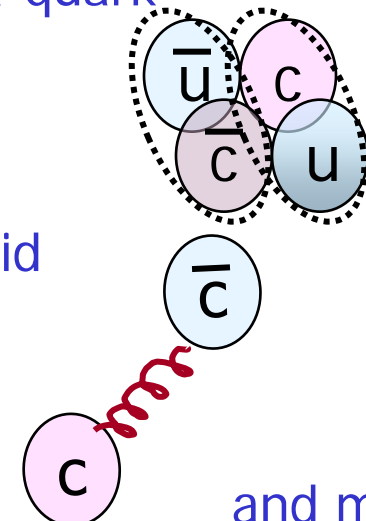
# New hadrons at B-factories

Discoveries of many new hadrons at B-factories  
class of hadrons beyond the ordinary mesons.



Tetra-quark

Hybrid



and more...

# What next?

---

B factories → is SM with the KM scheme right?

Next generation: Super B factories → in which way is the SM wrong?

→ Need much more data (two orders!) because the SM worked so well until now → Super B factory

However: it will be a different world in four years, there will be serious competition from LHCb and BESIII

Still,  $e^+e^-$  machines running at (or near)  $\Upsilon(4s)$  will have considerable advantages in several classes of measurements, and will be complementary in many more

# B Physics @ Y(4S)

Observable	B Factories (2 ab <sup>-1</sup> )	SuperB (75 ab <sup>-1</sup> )
sin(2β) (J/ψ K <sup>0</sup> )	0.018	0.005 (†)
cos(2β) (J/ψ K <sup>*0</sup> )	0.30	0.05
sin(2β) (Dh <sup>0</sup> )	0.10	0.02
cos(2β) (Dh <sup>0</sup> )	0.20	0.04
S(J/ψ π <sup>0</sup> )	0.10	0.02
S(D <sup>+</sup> D <sup>-</sup> )	0.20	0.03
S(φK <sup>0</sup> )	0.13	0.02 (*)
S(η'K <sup>0</sup> )	0.05	0.01 (*)
S(K <sub>s</sub> <sup>0</sup> K <sub>s</sub> <sup>0</sup> K <sub>s</sub> <sup>0</sup> )	0.15	0.02 (*)
S(K <sub>s</sub> <sup>0</sup> π <sup>0</sup> )	0.15	0.02 (*)
S(ωK <sub>s</sub> <sup>0</sup> )	0.17	0.03 (*)
S(f <sub>0</sub> K <sub>s</sub> <sup>0</sup> )	0.12	0.02 (*)
γ (B → DK, D → CP eigenstates)	~ 15°	2.5°
γ (B → DK, D → suppressed states)	~ 12°	2.0°
γ (B → DK, D → multibody states)	~ 9°	1.5°
γ (B → DK, combined)	~ 6°	1-2°
α (B → ππ)	~ 16°	3°
α (B → ρρ)	~ 7°	1-2° (*)
α (B → ρπ)	~ 12°	2°
α (combined)	~ 6°	1-2° (*)
2β + γ (D <sup>(*)±</sup> π <sup>∓</sup> , D <sup>±</sup> K <sub>s</sub> <sup>0</sup> π <sup>∓</sup> )	20°	5°

Observable	B Factories (2 ab <sup>-1</sup> )	SuperB (75 ab <sup>-1</sup> )
V <sub>cb</sub>   (exclusive)	4% (*)	1.0% (*)
V <sub>cb</sub>   (inclusive)	1% (*)	0.5% (*)
V <sub>ub</sub>   (exclusive)	8% (*)	3.0% (*)
V <sub>ub</sub>   (inclusive)	8% (*)	2.0% (*)
$\mathcal{B}(B \rightarrow \tau\nu)$	20%	4% (†)
$\mathcal{B}(B \rightarrow \mu\nu)$	visible	5%
$\mathcal{B}(B \rightarrow D\tau\nu)$	10%	2%
$\mathcal{B}(B \rightarrow \rho\gamma)$	15%	3% (†)
$\mathcal{B}(B \rightarrow \omega\gamma)$	30%	5%
$A_{CP}(B \rightarrow K^*\gamma)$	0.007 (†)	0.004 († *)
$A_{CP}(B \rightarrow \rho\gamma)$	~ 0.20	0.05
$A_{CP}(b \rightarrow s\gamma)$	0.012 (†)	0.004 (†)
$A_{CP}(b \rightarrow (s+d)\gamma)$	0.03	0.006 (†)
S(K <sub>s</sub> <sup>0</sup> π <sup>0</sup> γ)	0.15	0.02 (*)
S(ρ <sup>0</sup> γ)	possible	0.10
$A_{CP}(B \rightarrow K^*\ell\ell)$	7%	1%
$A^{FB}(B \rightarrow K^*\ell\ell)_{s_0}$	25%	9%
$A^{FB}(B \rightarrow X_s\ell\ell)_{s_0}$	35%	5%
$\mathcal{B}(B \rightarrow K\nu\bar{\nu})$	visible	20%
$\mathcal{B}(B \rightarrow \pi\nu\bar{\nu})$	-	possible

# Charm mixing and CP

Mode	Observable	Υ(4S) (75 ab <sup>-1</sup> )	ψ(3770) (300 fb <sup>-1</sup> )
D <sup>0</sup> → K <sup>+</sup> π <sup>-</sup>	x' <sup>2</sup>	3 × 10 <sup>-5</sup>	
	y'	7 × 10 <sup>-4</sup>	
	y <sub>CP</sub>	5 × 10 <sup>-4</sup>	
D <sup>0</sup> → K <sup>+</sup> K <sup>-</sup>	x	4.9 × 10 <sup>-4</sup>	
	y	3.5 × 10 <sup>-4</sup>	
	q/p	3 × 10 <sup>-2</sup>	
ψ(3770) → D <sup>0</sup> D <sup>0</sup>	φ	2°	
	x <sup>2</sup>		(1-2) × 10 <sup>-5</sup>
	y		(1-2) × 10 <sup>-3</sup>
	cos δ		(0.01-0.02)

# Charm FCNC

	Sensitivity
D <sup>0</sup> → e <sup>+</sup> e <sup>-</sup> , D <sup>0</sup> → μ <sup>+</sup> μ <sup>-</sup>	1 × 10 <sup>-8</sup>
D <sup>0</sup> → π <sup>0</sup> e <sup>+</sup> e <sup>-</sup> , D <sup>0</sup> → π <sup>0</sup> μ <sup>+</sup> μ <sup>-</sup>	2 × 10 <sup>-8</sup>
D <sup>0</sup> → ηe <sup>+</sup> e <sup>-</sup> , D <sup>0</sup> → ημ <sup>+</sup> μ <sup>-</sup>	3 × 10 <sup>-8</sup>
D <sup>0</sup> → K <sub>s</sub> <sup>0</sup> e <sup>+</sup> e <sup>-</sup> , D <sup>0</sup> → K <sub>s</sub> <sup>0</sup> μ <sup>+</sup> μ <sup>-</sup>	3 × 10 <sup>-8</sup>
D <sup>+</sup> → π <sup>+</sup> e <sup>+</sup> e <sup>-</sup> , D <sup>+</sup> → π <sup>+</sup> μ <sup>+</sup> μ <sup>-</sup>	1 × 10 <sup>-8</sup>
D <sup>0</sup> → e <sup>±</sup> μ <sup>∓</sup>	1 × 10 <sup>-8</sup>
D <sup>+</sup> → π <sup>+</sup> e <sup>±</sup> μ <sup>∓</sup>	1 × 10 <sup>-8</sup>
D <sup>0</sup> → π <sup>0</sup> e <sup>±</sup> μ <sup>∓</sup>	2 × 10 <sup>-8</sup>
D <sup>0</sup> → ηe <sup>±</sup> μ <sup>∓</sup>	3 × 10 <sup>-8</sup>
D <sup>0</sup> → K <sub>s</sub> <sup>0</sup> e <sup>±</sup> μ <sup>∓</sup>	3 × 10 <sup>-8</sup>

# τ Physics

	Sensitivity
$\mathcal{B}(\tau \rightarrow \mu\gamma)$	2 × 10 <sup>-9</sup>
$\mathcal{B}(\tau \rightarrow e\gamma)$	2 × 10 <sup>-9</sup>
$\mathcal{R}(\tau \rightarrow \mu\mu\mu)$	2 × 10 <sup>-10</sup>

# B<sub>s</sub> Physics @ Y(5S)

Observable	Error with 1 ab <sup>-1</sup>	Error with 30 ab <sup>-1</sup>
ΔΓ	0.16 ps <sup>-1</sup>	0.03 ps <sup>-1</sup>
Γ	0.07 ps <sup>-1</sup>	0.01 ps <sup>-1</sup>
β <sub>s</sub> from angular analysis	20°	8°
A <sub>SL</sub> <sup>±</sup>	0.006	0.004

Physics reach with 50 ab<sup>-1</sup> (75 ab<sup>-1</sup>):

Physics at Super B Factory (Belle II authors + guests)

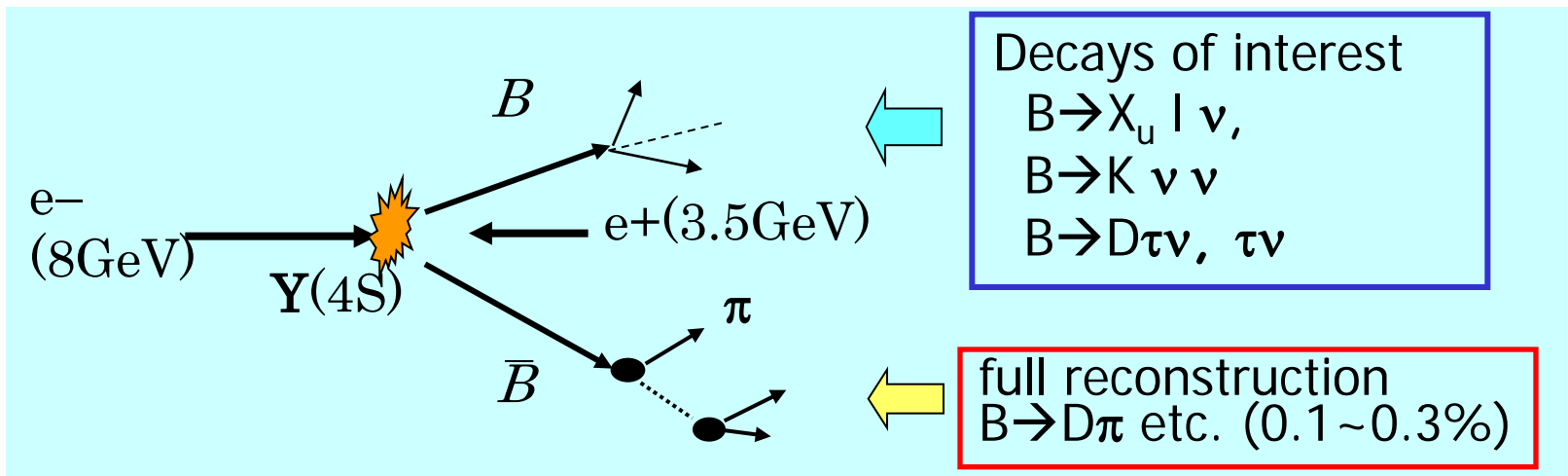
[hep-ex > arXiv:1002.5012](https://arxiv.org/abs/1002.5012)

SuperB Progress Reports: Physics (SuperB authors + guests)

[hep-ex > arXiv:1008.1541](https://arxiv.org/abs/1008.1541)

# Full Reconstruction Method

- Fully reconstruct one of the B's to
  - Tag B flavor/charge
  - Determine B momentum
  - Exclude decay products of one B from further analysis



→ Offline B meson beam!

Powerful tool for B decays with neutrinos

# B $\rightarrow$ $\nu \nu$ decay

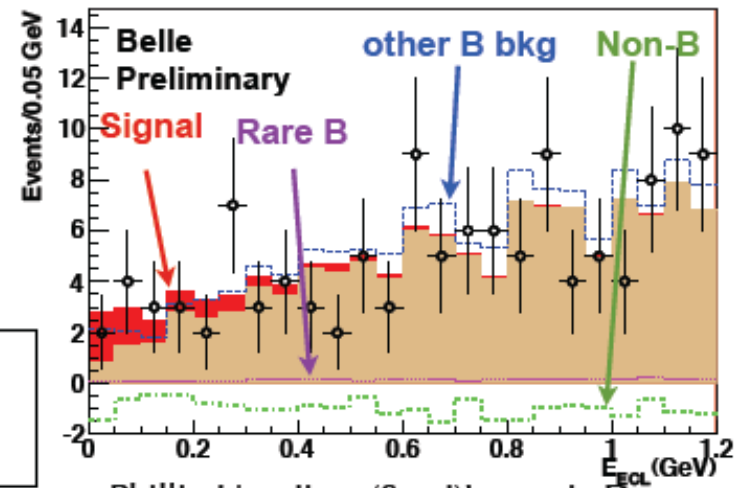
B  $\rightarrow$   $\nu \nu$  similar as B  $\rightarrow$   $\mu \mu$  a very sensitive channel to NP contributions

Even more strongly helicity suppressed by  $\sim (m_\nu/m_B)^2$

$\rightarrow$  Any signal = NP

Unique feature at B factories: use tagged sample with fully reconstructed B decays on one side, require no signal from the other B.

Use rest energy in the calorimeter and angular distribution as the fit variables.



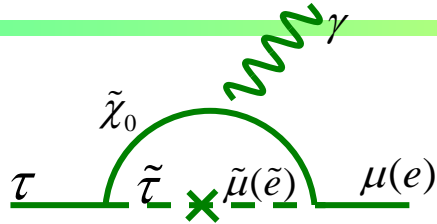
**90% C.L. BR  $< 1.3 \times 10^{-4}$**   
Belle Preliminary 657M BBbar

c.f. (Babar) BR  $< 2.2 \times 10^{-4}$



# LFV and New Physics

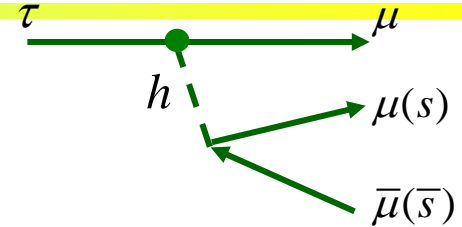
$\tau \rightarrow l \gamma$



- SUSY + Seesaw ( $m_{\tilde{l}}^2$ )<sub>23(13)</sub>
- Large LFV  $Br(\tau \rightarrow \mu \gamma) = O(10^{-7 \sim 9})$

$$Br(\tau \rightarrow \mu \gamma) \approx 10^{-6} \times \left( \frac{(m_{\tilde{l}}^2)_{32}}{\bar{m}_{\tilde{l}}^2} \right) \left( \frac{1 \text{ TeV}}{m_{\text{SUSY}}} \right)^4 \tan^2 \beta$$

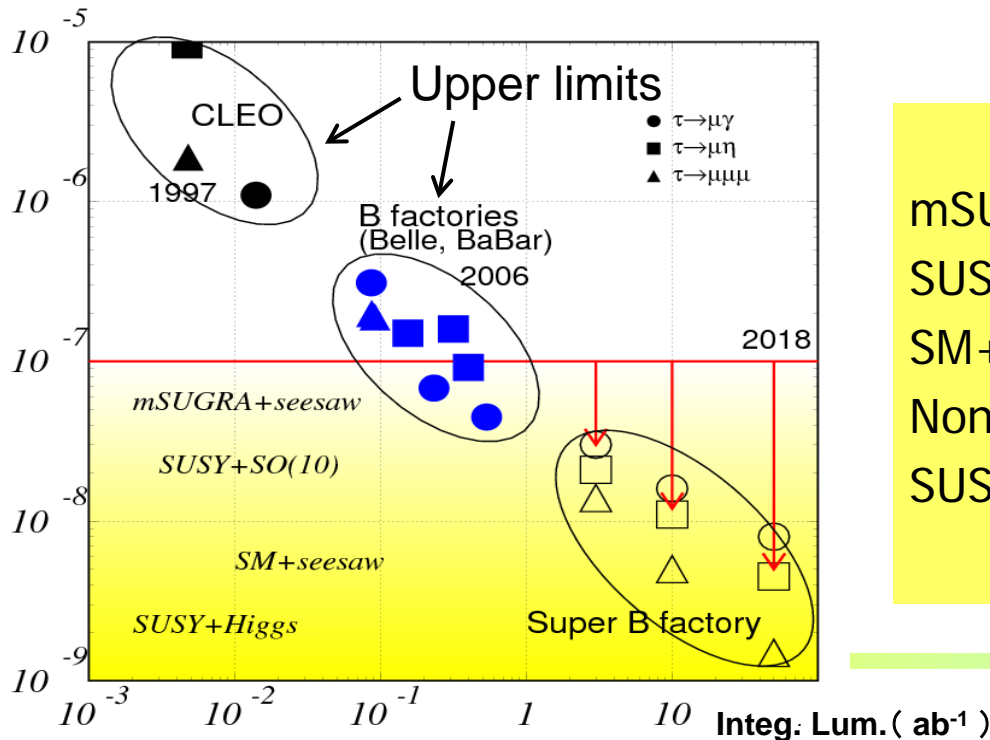
$\tau \rightarrow 3l, l \eta$



- Neutral Higgs mediated decay.
- Important when  $M_{\text{SUSY}} \gg \text{EW scale}$ .

$$Br(\tau \rightarrow 3\mu) =$$

$$4 \times 10^{-7} \times \left( \frac{(m_{\tilde{l}}^2)_{32}}{\bar{m}_{\tilde{l}}^2} \right) \left( \frac{\tan \beta}{60} \right)^6 \left( \frac{100 \text{ GeV}}{m_A} \right)^4$$



model	$Br(\tau \rightarrow \mu \gamma)$	$Br(\tau \rightarrow 3l)$
mSUGRA+seesaw	$10^{-7}$	$10^{-9}$
SUSY+SO(10)	$10^{-8}$	$10^{-10}$
SM+seesaw	$10^{-9}$	$10^{-10}$
Non-Universal $Z'$	$10^{-9}$	$10^{-8}$
SUSY+Higgs	$10^{-10}$	$10^{-7}$


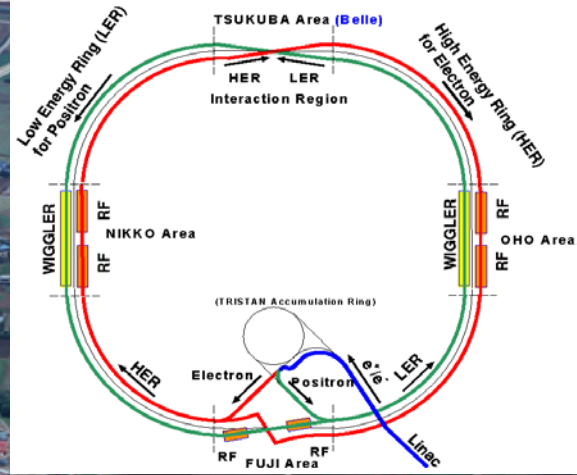


# Physics at a Super B Factory

---

- There is a good chance to see new phenomena;
  - **CPV in B decays from the new physics (non KM).**
  - **Lepton flavor violations in  $\tau$  decays.**
- They will help to diagnose (if found) or constrain (if not found) new physics models.
- $B \rightarrow \tau \nu$ ,  $D \tau \nu$  can probe the charged Higgs in large  $\tan\beta$  region.
- **Physics motivation is independent of LHC.**
  - If LHC finds NP, precision flavour physics is compulsory.
  - If LHC finds no NP, high statistics B/ $\tau$  decays would be a unique way to search for the  $> \text{TeV}$  scale physics (=TeV scale in case of MFV).

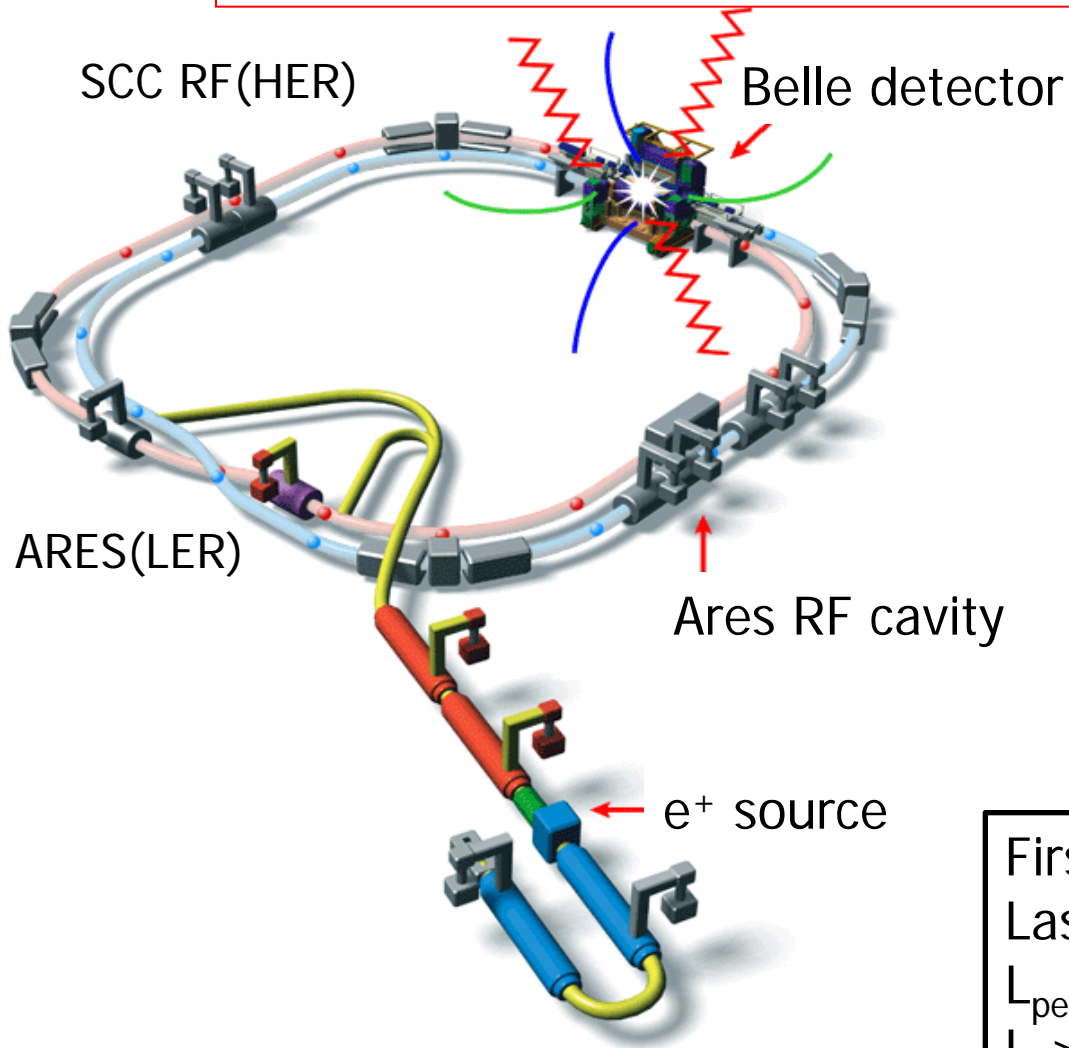
How to do it?  
→ upgrade KEKB and Belle





# The KEKB Collider

Fantastic performance far beyond design values!



- $e^-$  (8 GeV) on  $e^+$  (3.5 GeV)
  - $\sqrt{s} \approx m_{\Upsilon(4S)}$
  - Lorentz boost:  $\beta\gamma=0.425$
- 22 mrad crossing angle

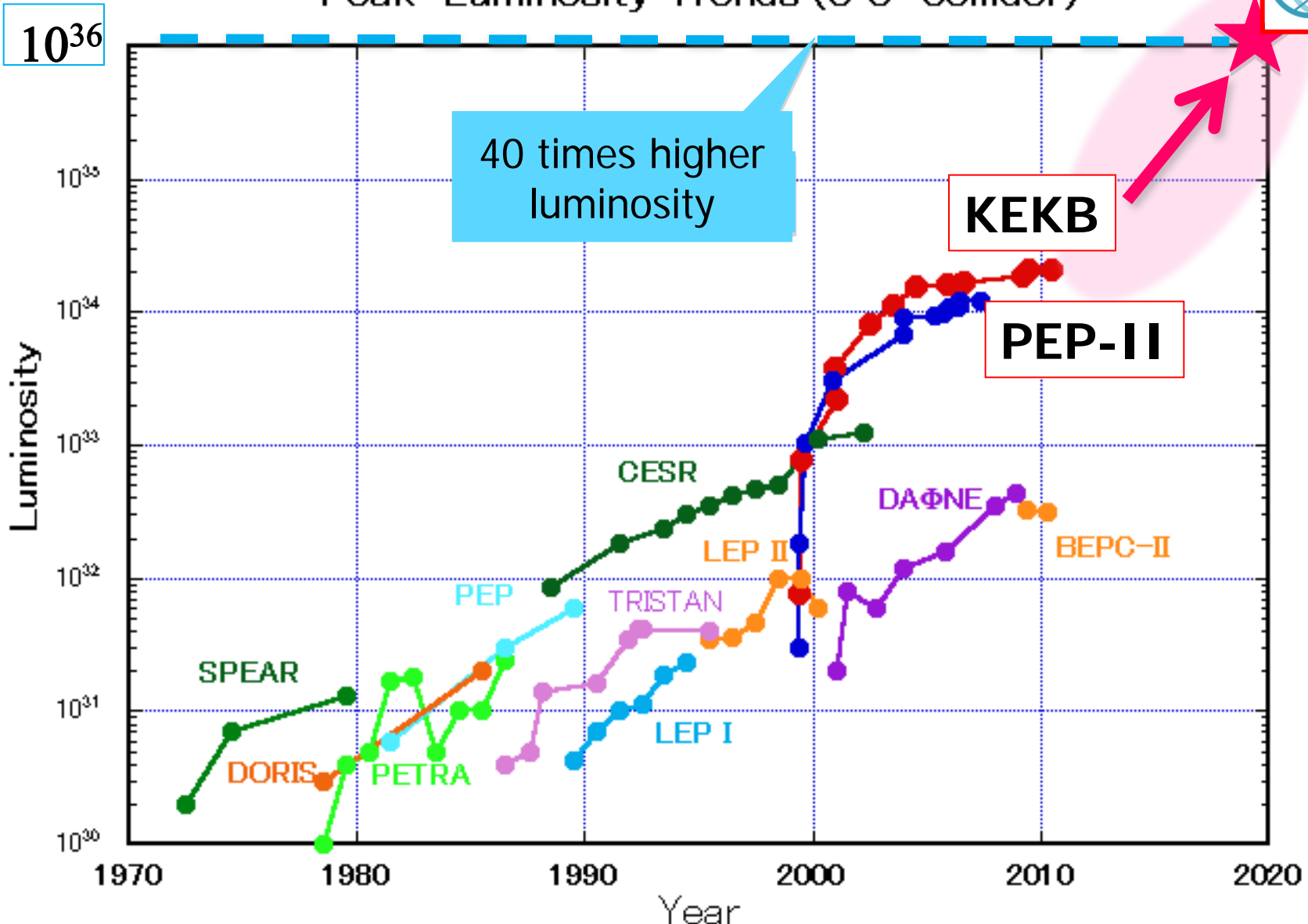
**Peak luminosity (WR!) :**  
 **$2.1 \times 10^{34} \text{ cm}^{-2}\text{s}^{-1}$**   
**=2x design value**

First physics run on June 2, 1999  
Last physics run on June 30, 2010  
 $L_{\text{peak}} = 2.1 \times 10^{34} / \text{cm}^2 / \text{s}$   
 $L > 1 \text{ ab}^{-1}$

# SuperKEKB is the intensity frontier



Peak Luminosity Trends ( $e^+e^-$  collider)



# How to increase the luminosity?

$$L = \frac{\gamma_{e\pm}}{2er_e} \left( 1 + \frac{\sigma_y^*}{\sigma_x^*} \right) \left( \frac{I_{e\pm} \xi_{\zeta y}^{e\pm}}{\beta_y^*} \right) \left( \frac{R_L}{R_{\xi_y}} \right)$$

Lorentz factor  $\rightarrow$   $\gamma_{e\pm}$   
 Beam current  $\rightarrow$   $I_{e\pm}$   
 Beam-beam parameter  $\rightarrow$   $\xi_{\zeta y}^{e\pm}$   
 Classical electron radius  $\rightarrow$   $r_e$   
 Beam size ratio@IP  $\rightarrow$   $\frac{\sigma_y^*}{\sigma_x^*}$   
 Vertical beta function@IP  $\rightarrow$   $\beta_y^*$   
 Lumi. reduction factor (crossing angle) & Tune shift reduction factor (hour glass effect)  $\rightarrow$   $\frac{R_L}{R_{\xi_y}}$   
 0.8 - 1 (short bunch)

- (1) Smaller  $\beta_y^*$
- (2) Increase beam currents
- (3) Increase  $\xi_{\zeta y}$

**"Nano-Beam" scheme**


Collision with very small spot-size beams

Invented by Pantaleo Raimondi for SuperB – 'spin-off' from LC studies

# How big is a nano-beam ?

How to go from an excellent accelerator with world record performance – KEKB – to a 40x times better, more intense facility?

In KEKB, colliding electron and positron beams are **much thinner than the human hair...**

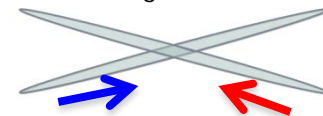


... For a 40x increase in intensity you have to make the beam as thin as a **few 100 atomic layers!**


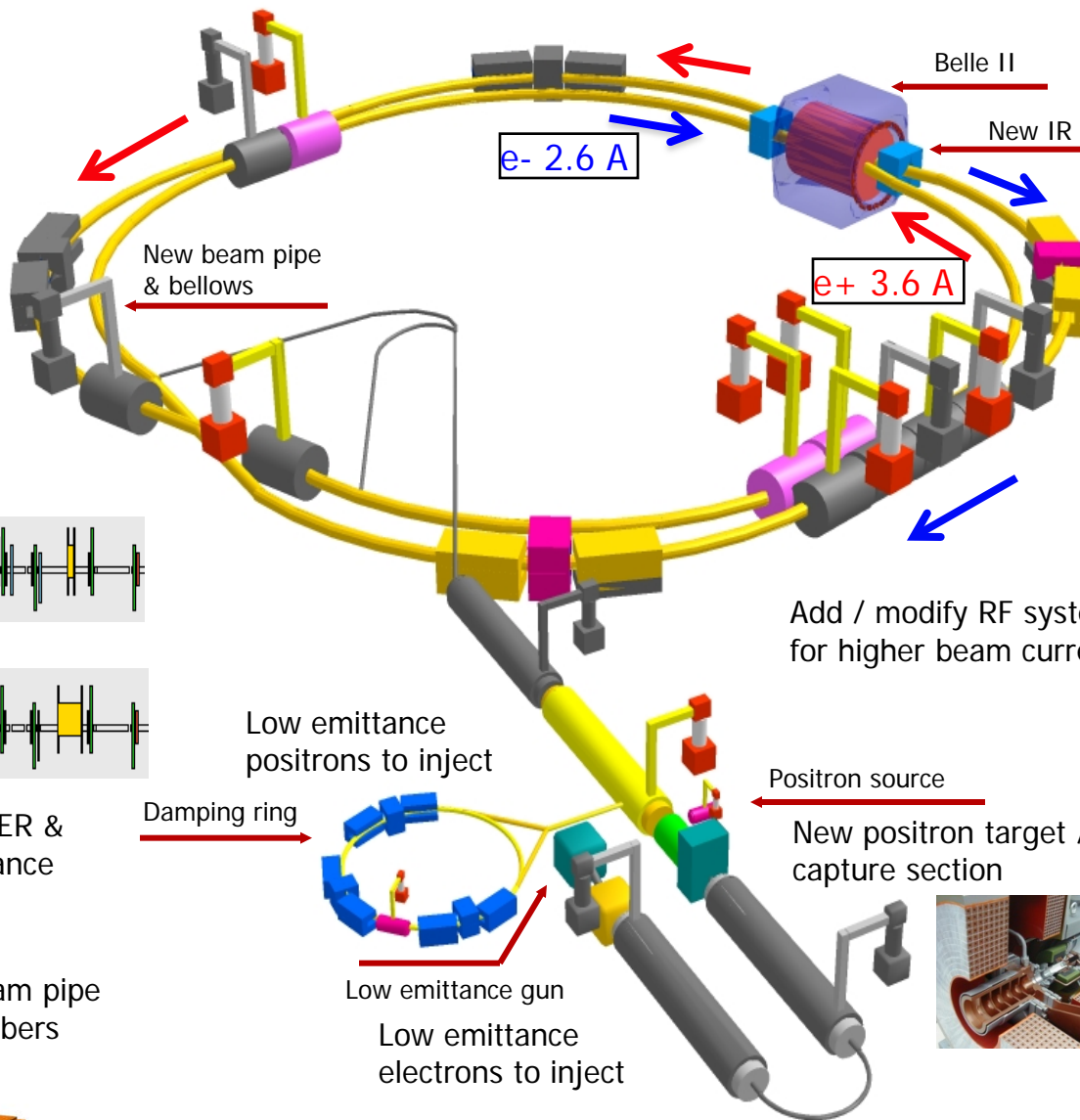
# KEKB to SuperKEKB



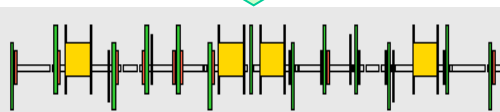
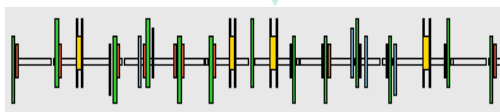
Colliding bunches



New superconducting / permanent final focusing quads near the IP

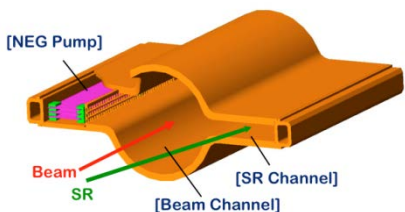


Replace short dipoles with longer ones (LER)



Redesign the lattices of HER & LER to squeeze the emittance


TiN-coated beam pipe with antechambers



Add / modify RF systems for higher beam current

Positron source

New positron target / capture section



*To get x40 higher interaction rate*

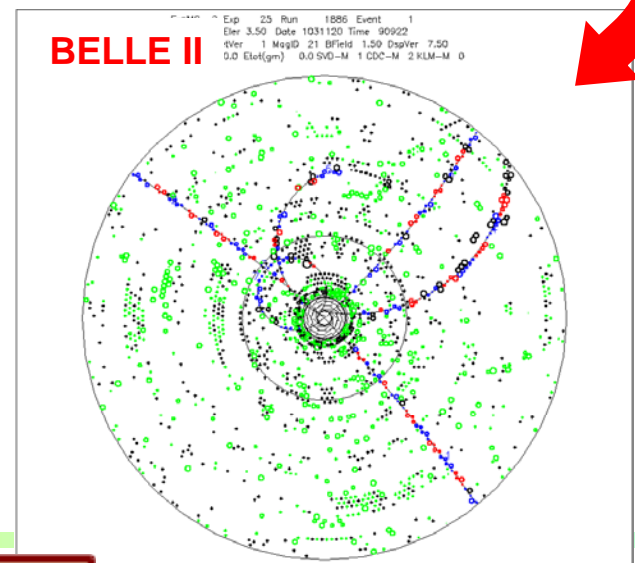



# Need to build a new detector to handle higher backgrounds

Critical issues at  $L = 8 \times 10^{35}/\text{cm}^2/\text{sec}$

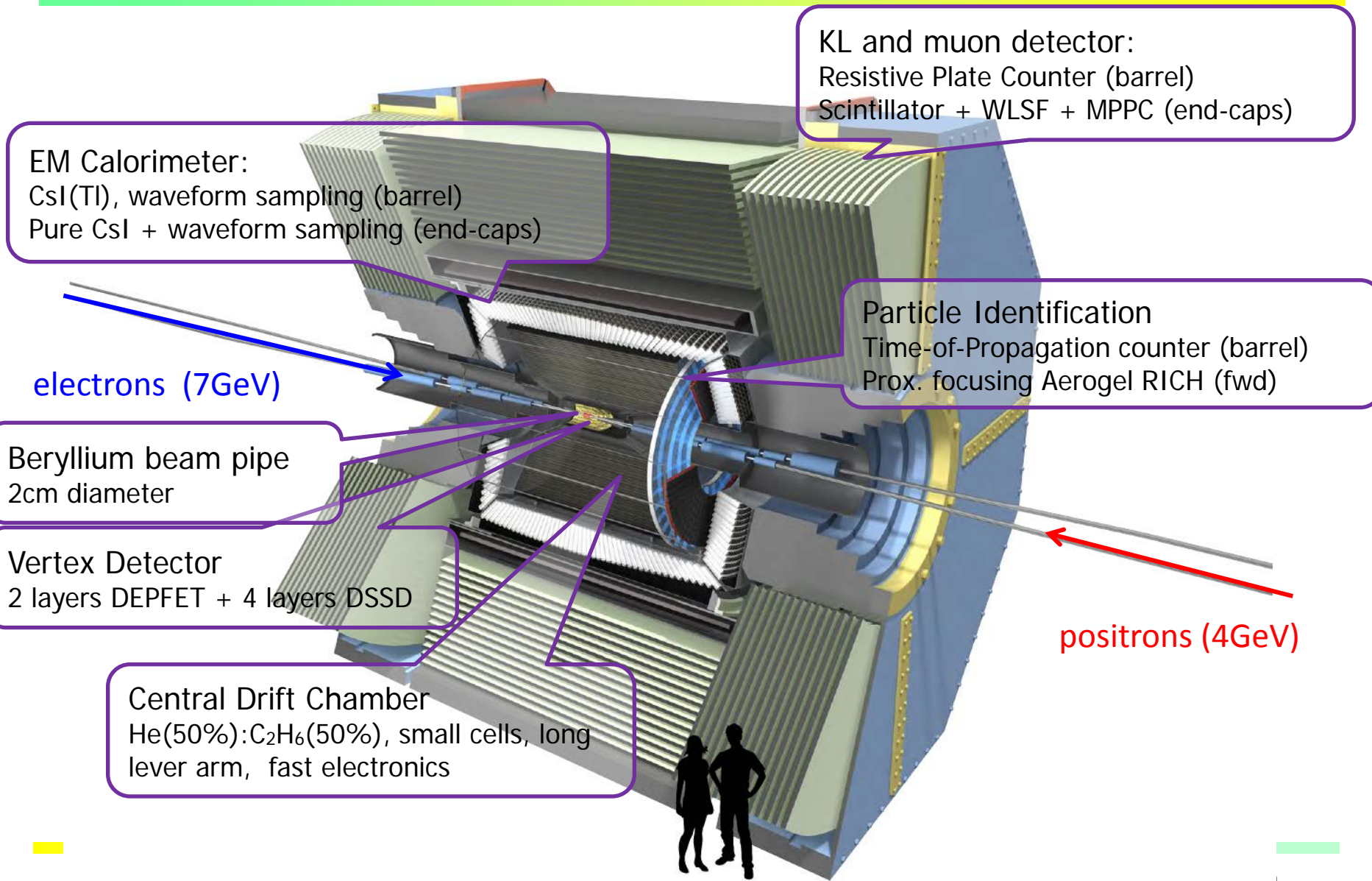
- ▶ **Higher background ( $\times 10\text{-}20$ )**
  - radiation damage and occupancy
  - fake hits and pile-up noise in the EM
- ▶ **Higher event rate ( $\times 10$ )**
  - higher rate trigger, DAQ and computing
- ▶ **Require special features**
  - low  $p \mu$  identification  $\leftarrow s\mu\mu$  recon. eff.
  - hermeticity  $\leftarrow \nu$  "reconstruction"

Have to employ and develop new technologies to make such an apparatus work!





# Belle II Detector



EM Calorimeter:  
CsI(Tl), waveform sampling (barrel)  
Pure CsI + waveform sampling (end-caps)

KL and muon detector:  
Resistive Plate Counter (barrel)  
Scintillator + WLSF + MPPC (end-caps)

Particle Identification  
Time-of-Propagation counter (barrel)  
Prox. focusing Aerogel RICH (fwd)

Beryllium beam pipe  
2cm diameter

Vertex Detector  
2 layers DEPFET + 4 layers DSSD

Central Drift Chamber  
He(50%):C<sub>2</sub>H<sub>6</sub>(50%), small cells, long  
lever arm, fast electronics

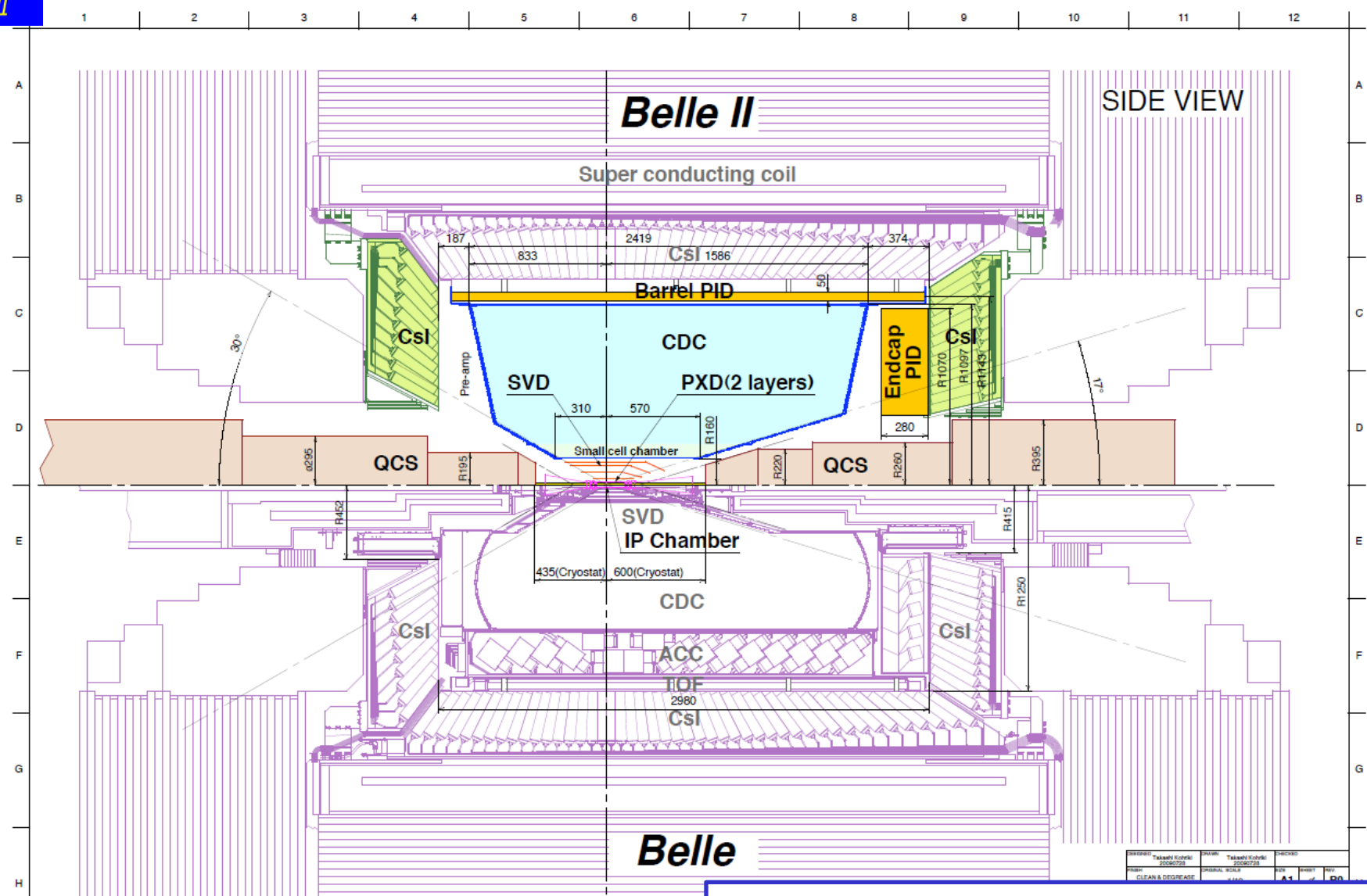
electrons (7GeV)

positrons (4GeV)





# Belle II (top) compared with Belle (bottom)

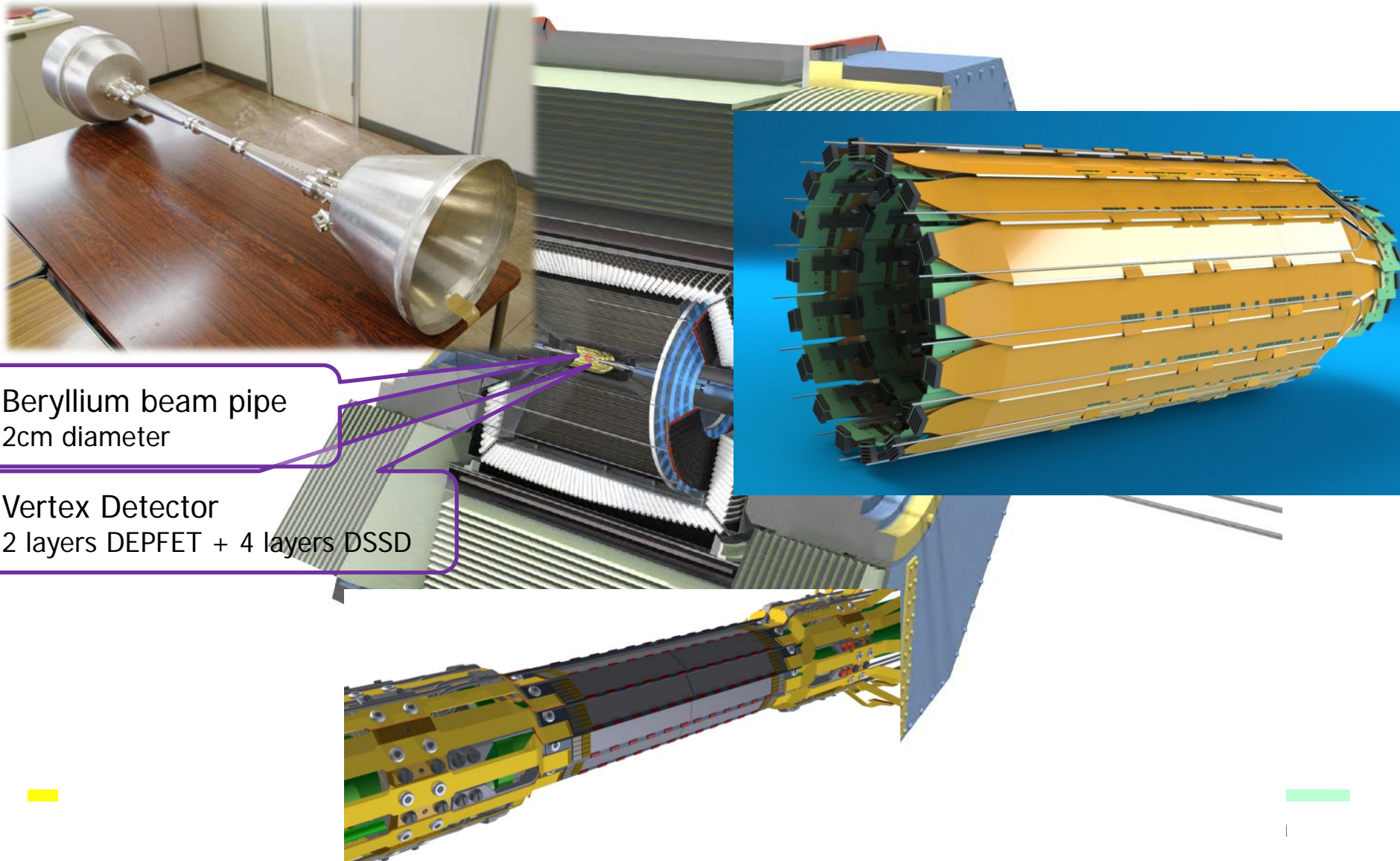


SVD: 4 DSSD lyrs → 2 DEPFET lyrs + 4 DSSD lyrs  
 CDC: small cell, long lever arm

ACC+TOF → TOP+A-RICH  
 ECL: waveform sampling, pure CsI for end-caps  
 KLM: RPC → Scintillator +SiPM (end-caps)


DESIGNED	Takashi Kuboki	DATE	2006/07/28	CHECKED	
DRAWN	Yoshinori Kikuchi	REVISION		BY	
CLEAN & DEGRADE		APP.		REV.	1.00

# Belle II Detector – vertex region

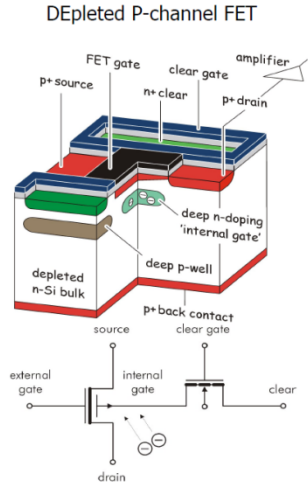




# Vertex Detector



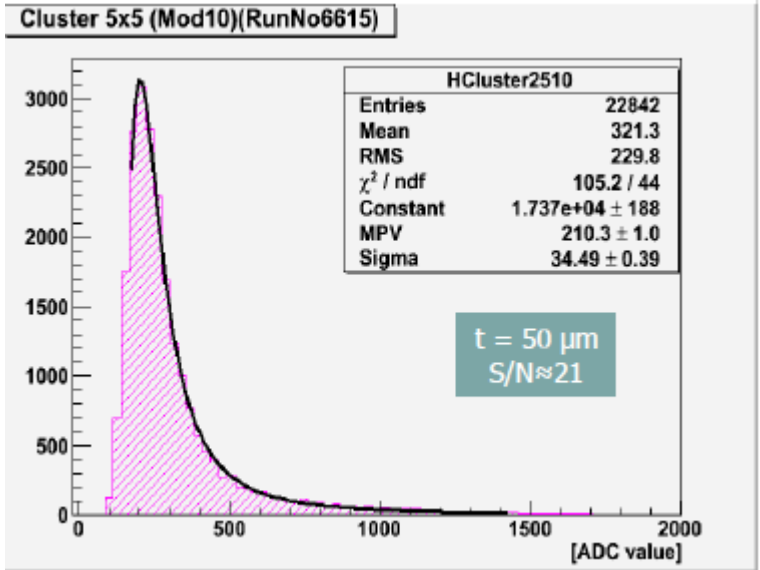

<b>Beam Pipe</b>	<b>r = 10mm</b>
<b>DEPFET</b>	
Layer 1	r = 14mm
Layer 2	r = 22mm
<b>DSSD</b>	
Layer 3	r = 38mm
Layer 4	r = 80mm
Layer 5	r = 115mm
Layer 6	r = 140mm



Mechanical mockup of pixel detector



Prototype DEPFET pixel sensor and readout



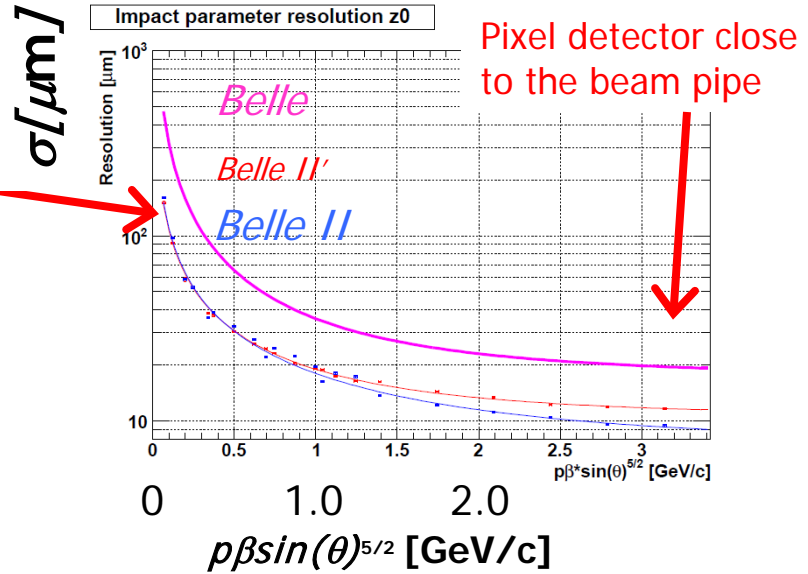
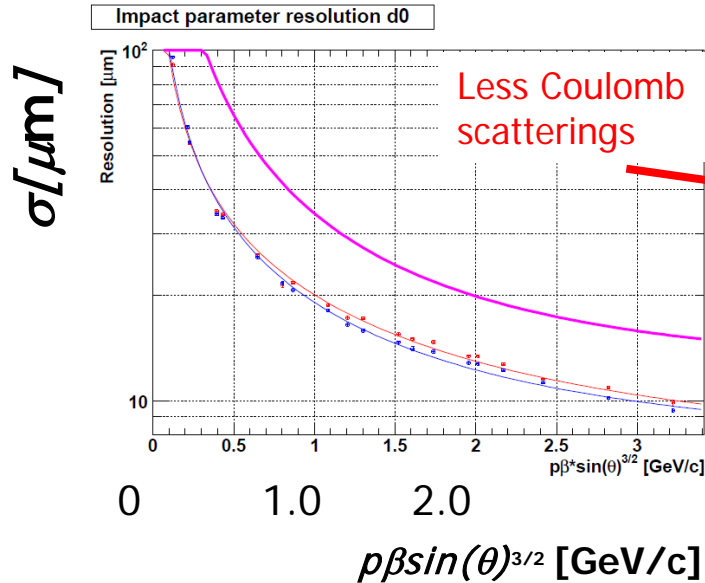
DEPFET sensor: very good S/N



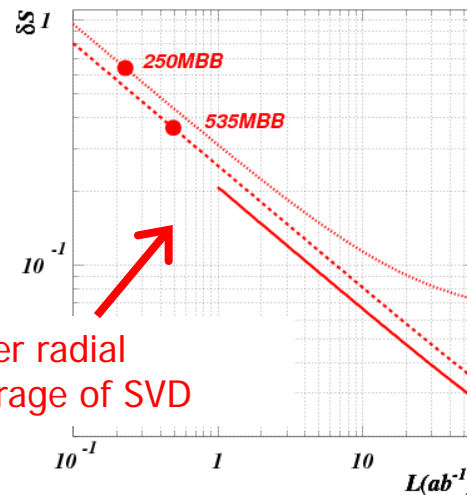
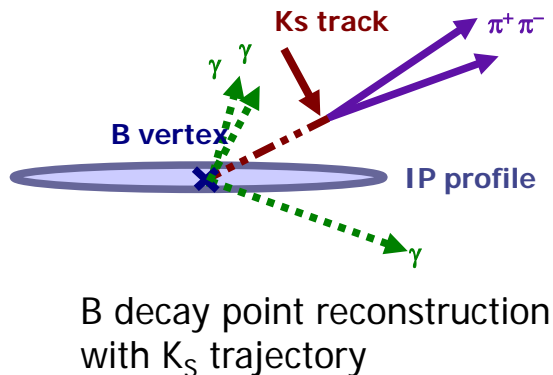
# Expected performance

$$\sigma = a + \frac{b}{p\beta \sin^v \theta}$$

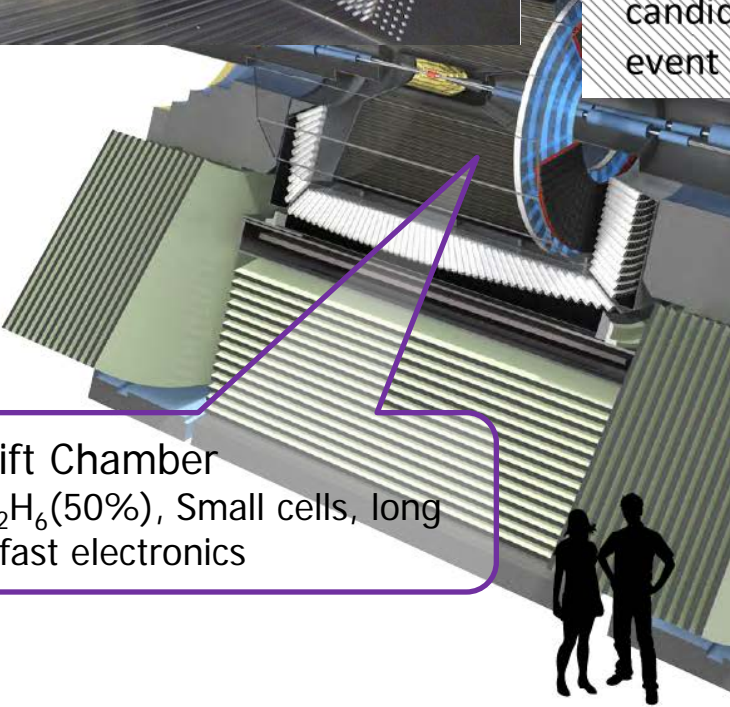
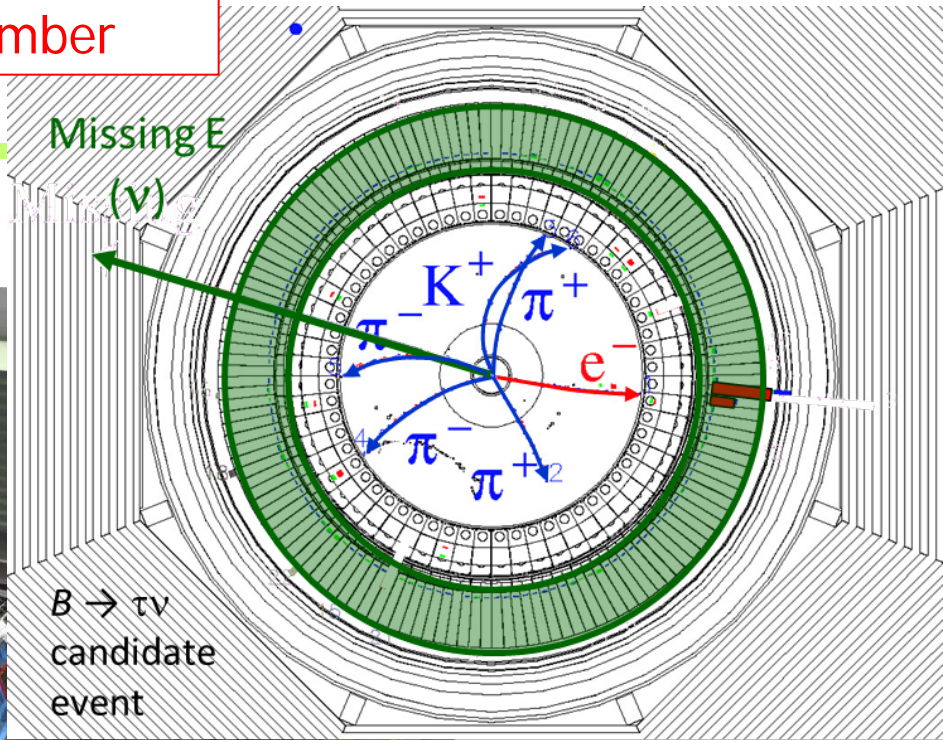

## Significant improvement in IP resolution!



## Significant improvement in $\delta S(K_S \pi^0 \gamma)$



Main tracking device: small cell drift chamber

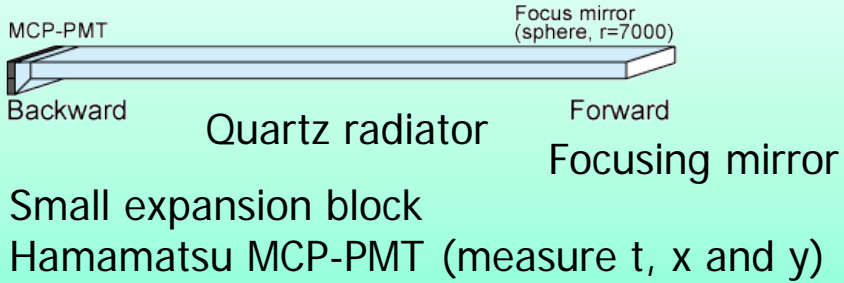


Central Drift Chamber  
He(50%):C<sub>2</sub>H<sub>6</sub>(50%), Small cells, long lever arm, fast electronics

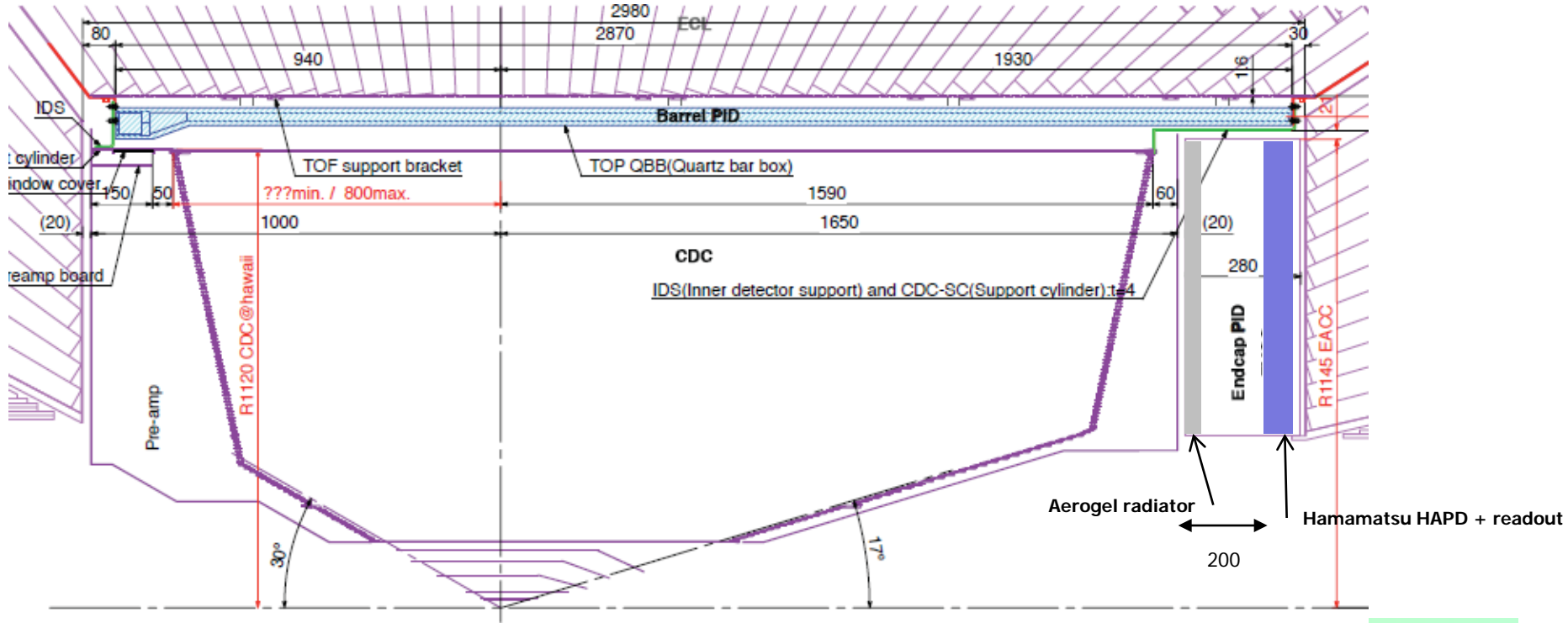
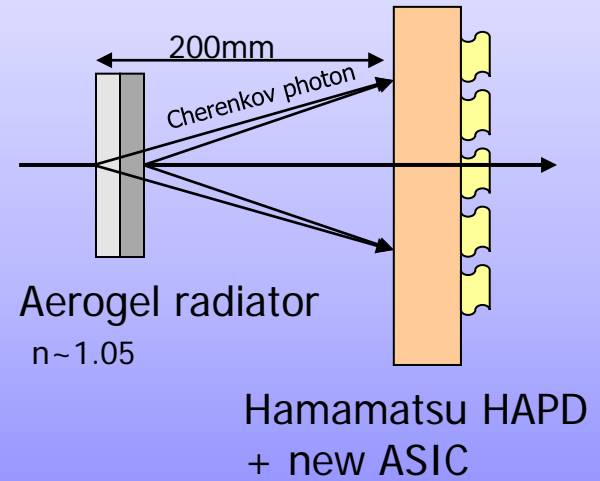




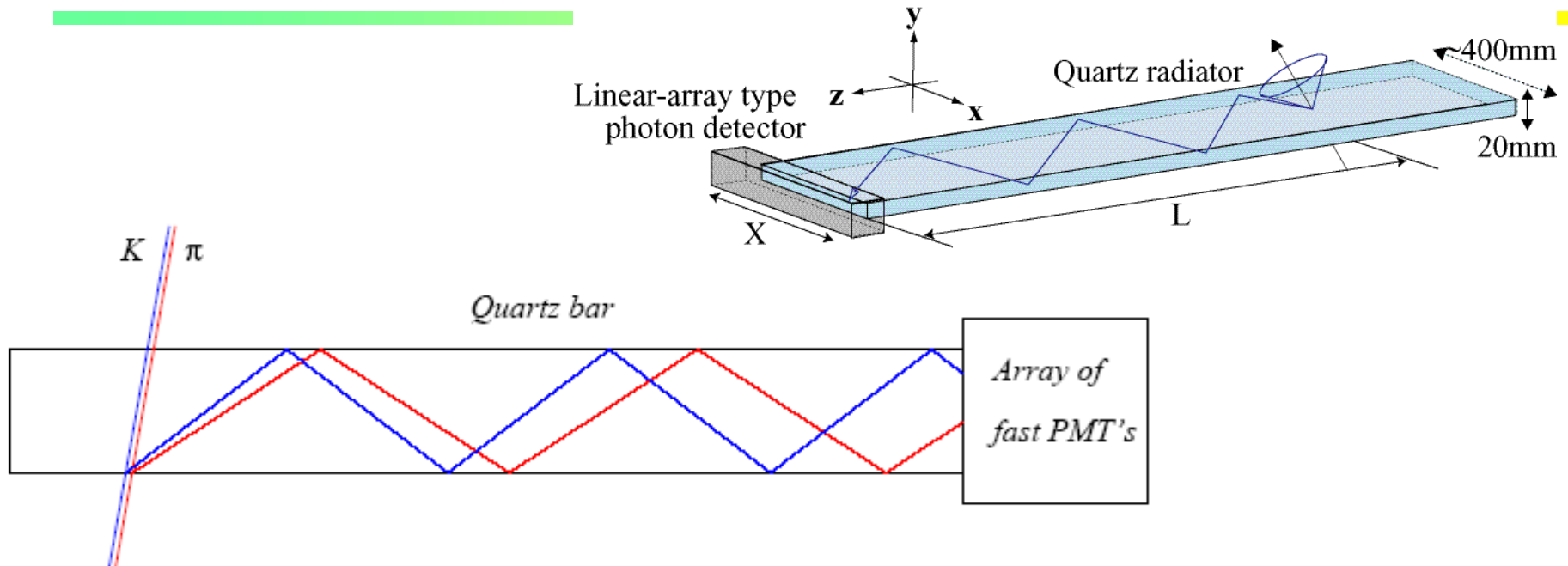
## Barrel PID: Time of Propagation Counter (TOP)




## Endcap PID: Aerogel RICH (ARICH)



# Barrel PID: Time of propagation (TOP) counter

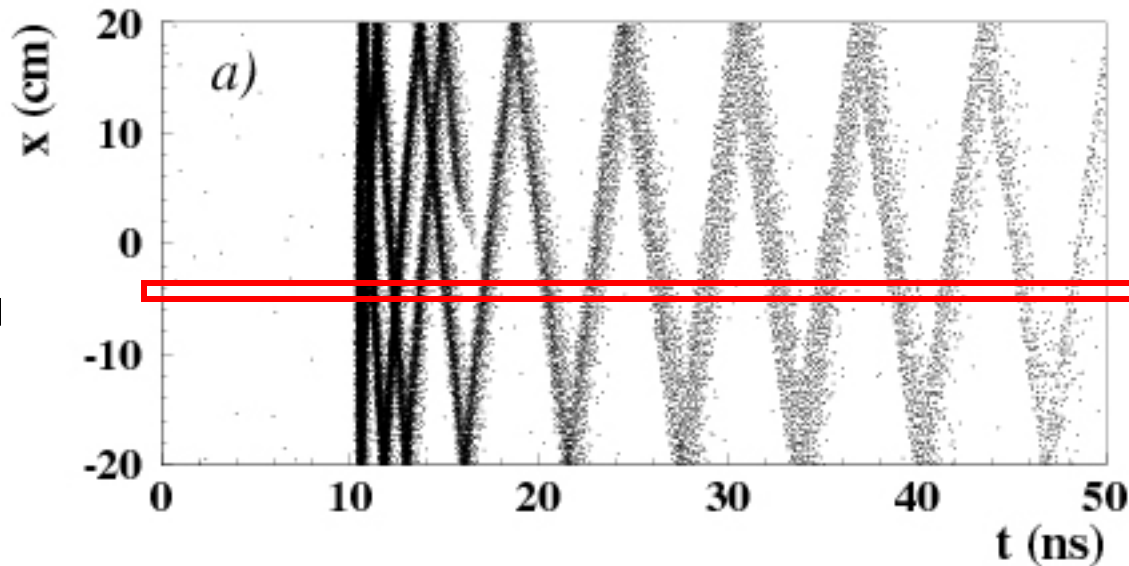


- Cherenkov ring imaging with precise time measurement.
- Use 2cm thick quartz bars – similar to BaBar DIRC counter.
- Reconstruct Cherenkov angle from two hit coordinates and the time of propagation of the photon
  - Quartz radiator (2cm)
  - Photon detector (MCP-PMT)
    - Good time resolution  $\sim 40\text{ ps}$
    - Single photon sensitivity in 1.5

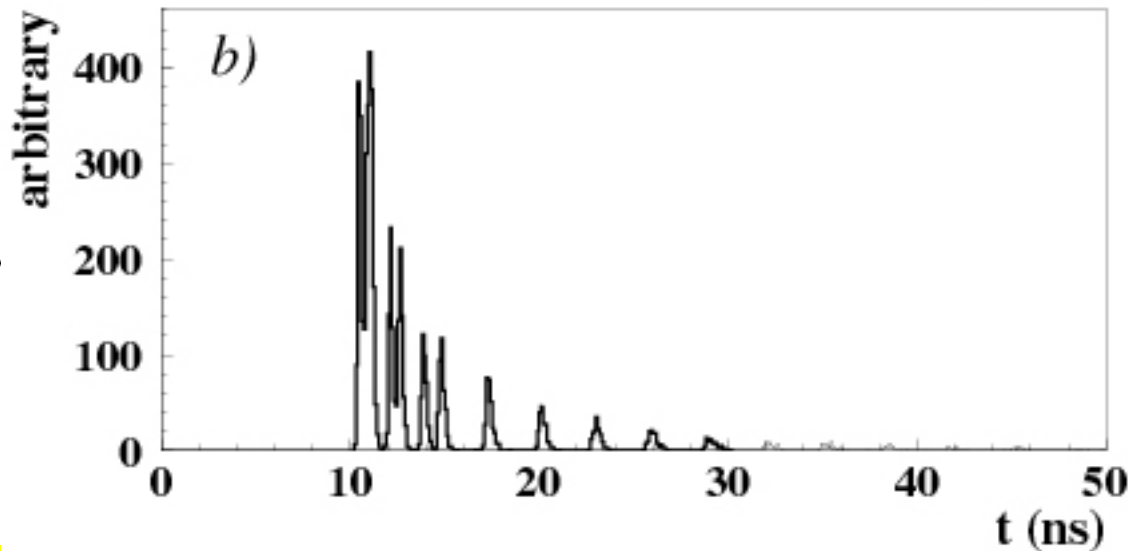




# TOP image

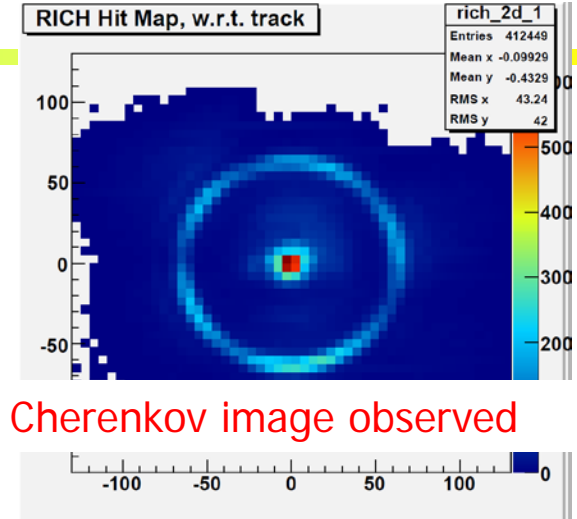



Pattern in the coordinate-time space ('ring') of a pion hitting a quartz bar with  $\sim 80$  MAPMT channels



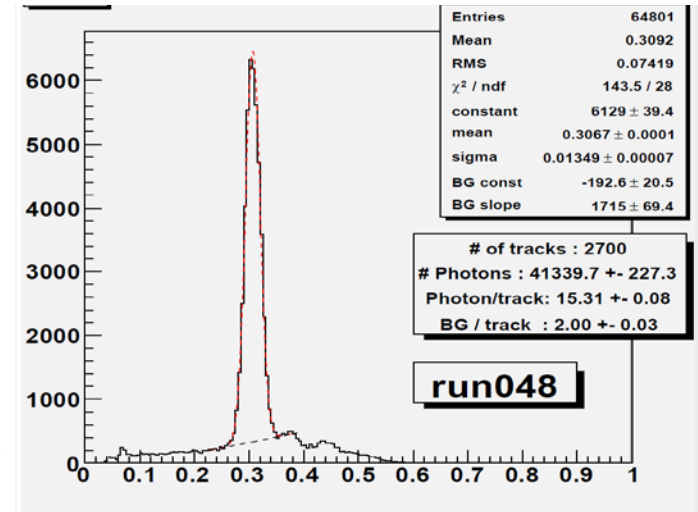
Time distribution of signals recorded by one of the PMT channels: different for  $\pi$  and K ( $\sim$ shifted in time)

# Aerogel RICH (endcap PID)



Clear Cherenkov image observed

Cherenkov angle distribution

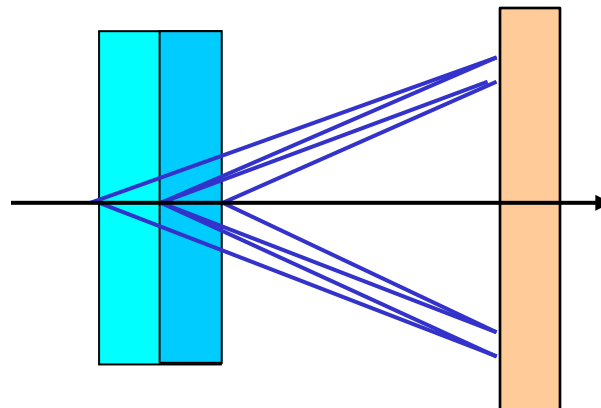


**6.6  $\sigma$   $\pi/K$  at 4GeV/c !**

Peter Križan, Ljubljana

RICH with a novel "focusing" radiator – a two layer radiator

Employ multiple layers with different refractive indices → Cherenkov images from individual layers overlap on the photon detector.

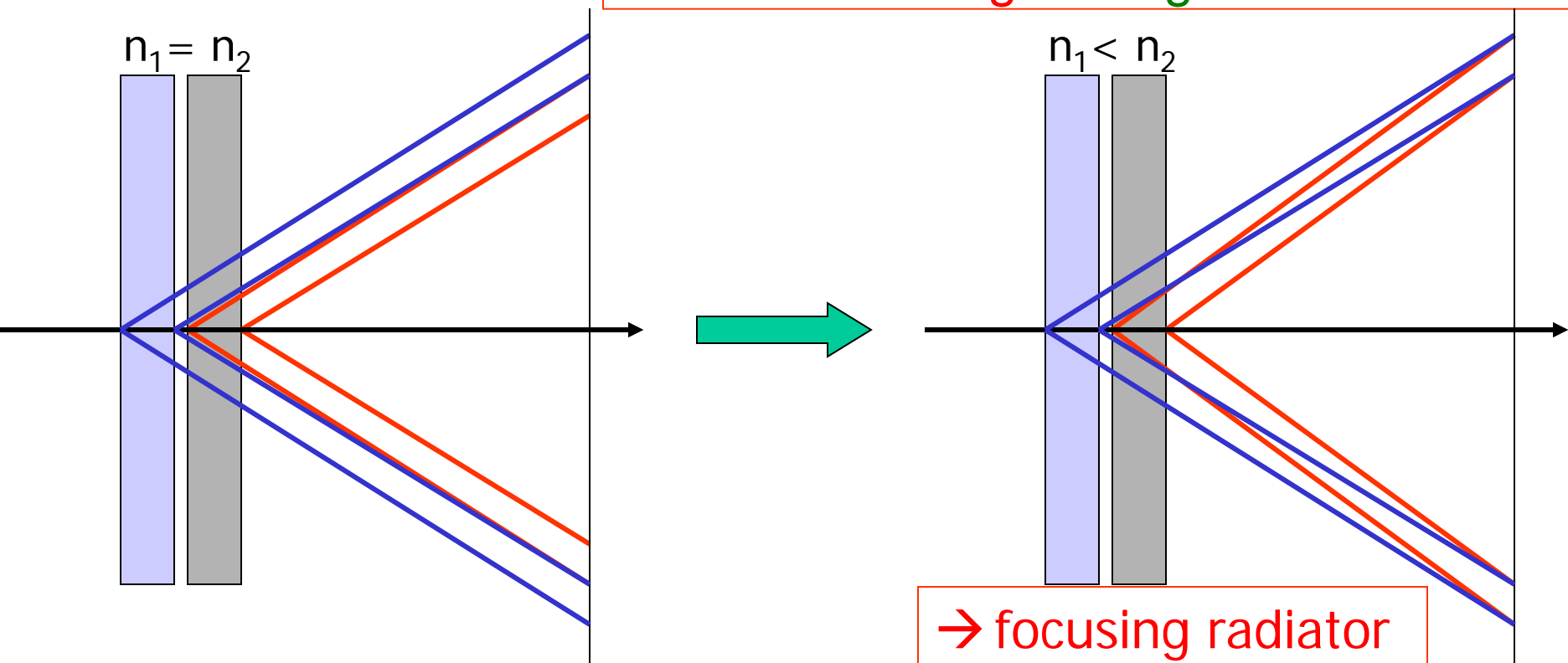


# Radiator with multiple refractive indices

How to increase the number of photons without degrading the resolution?

normal

→ stack two tiles with different refractive indices: “focusing” configuration

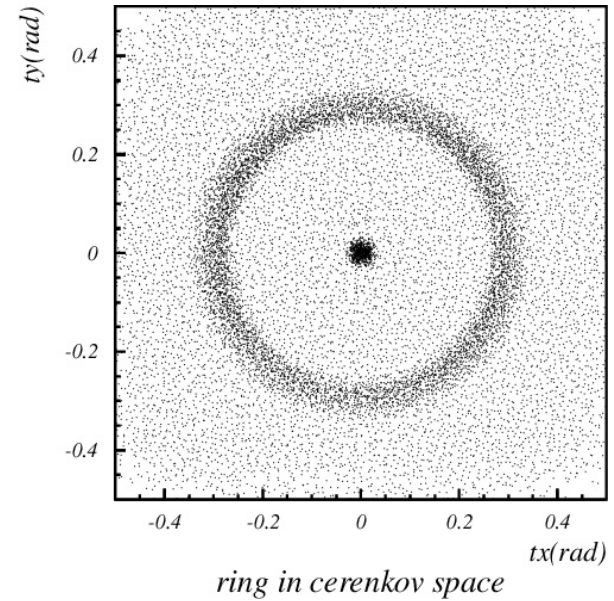
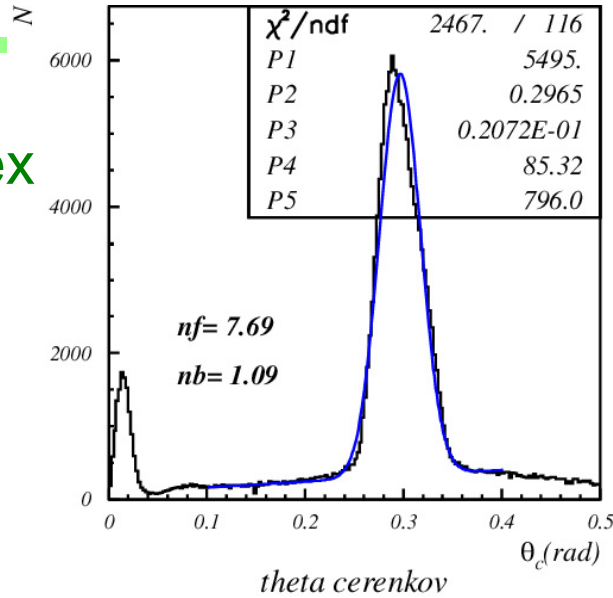
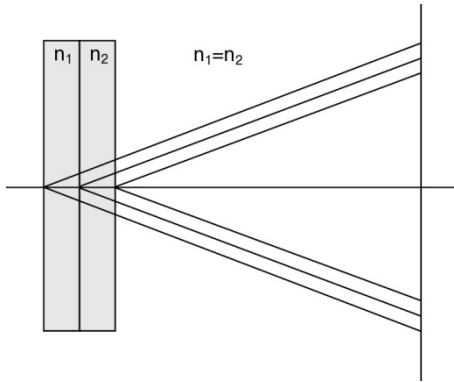


→ focusing radiator

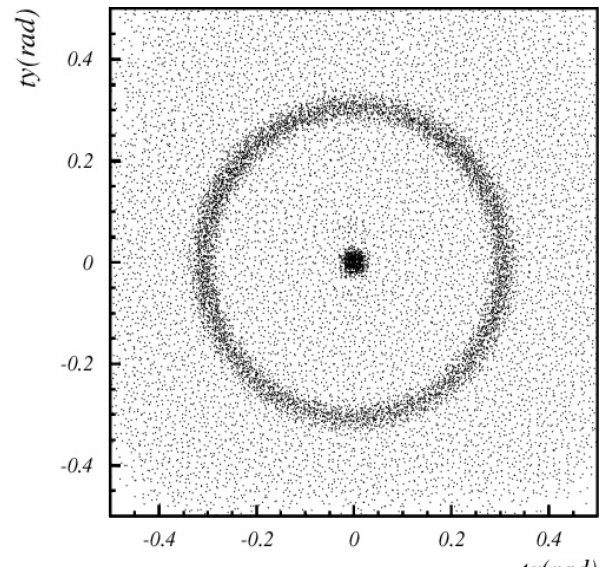
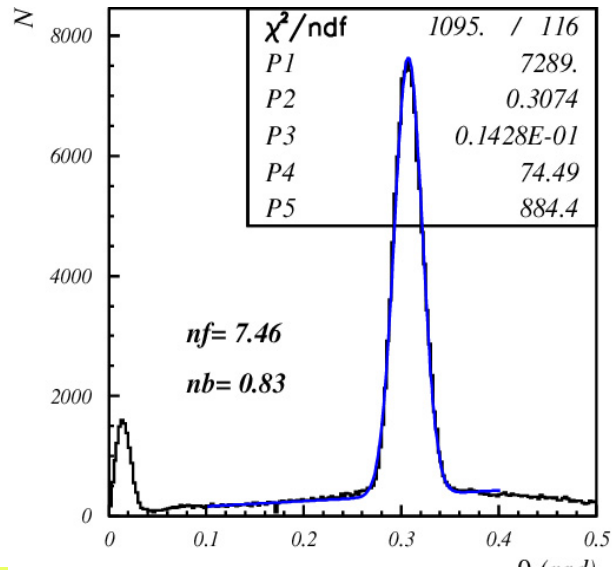
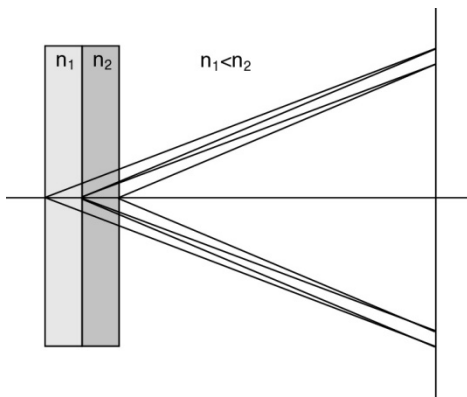
Such a configuration is only possible with aerogel (a form of  $\text{Si}_x\text{O}_y$ ) – material with a tunable refractive index between 1.01 and 1.13.

# Focusing configuration – data

4cm aerogel single index



2+2cm aerogel

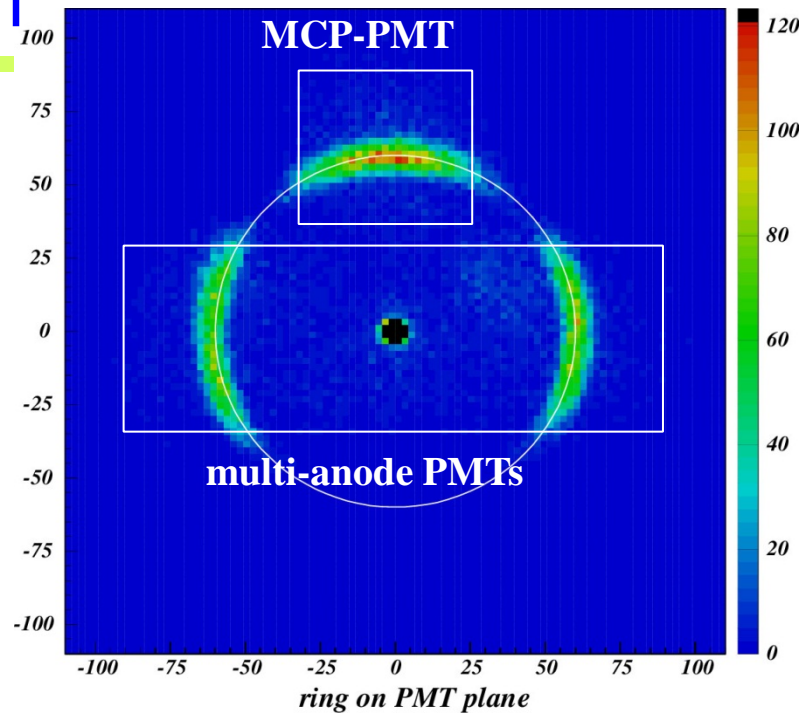
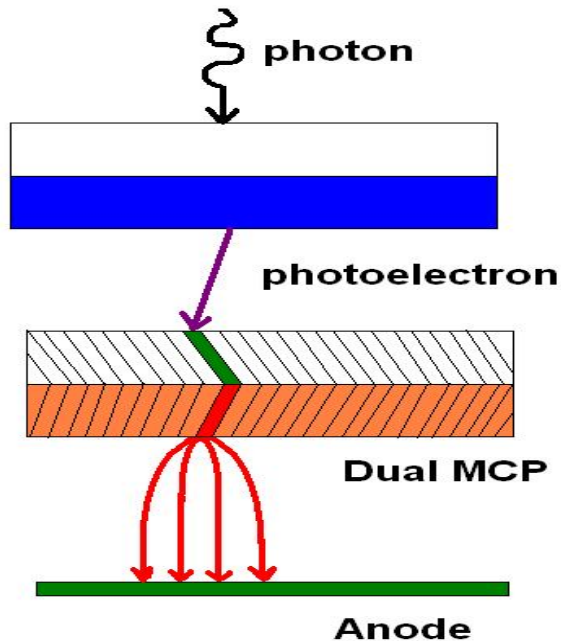






# Fallback solution: BURLE/Photonis MCP-PMT


Photonis (BURLE) 85011 microchannel plate (MCP) PMT: multi-anode PMT with two MCP steps





→ good performance in beam and bench tests, NIMA567 (2006) 124

→ very fast (<40 ps)

→ ageing: test, not a problem



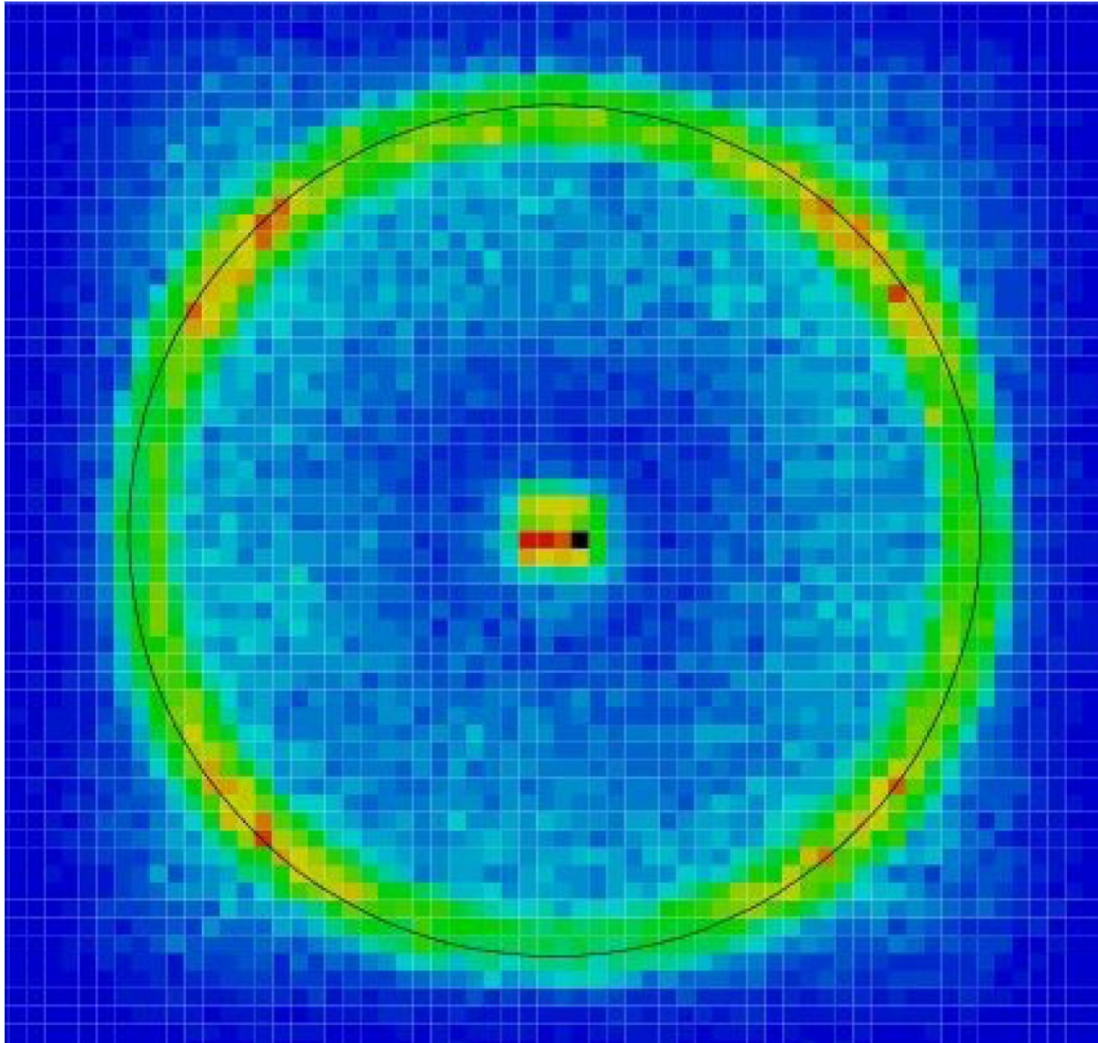
Another candidate: SiPM



Another sensor candidate: SiPMs (G-PAD), easy to handle, but never before used for single photon detection (high dark count rate with single photon pulse height) → use a narrow time window and light concentrators



# Cherenkov ring with SiPMs

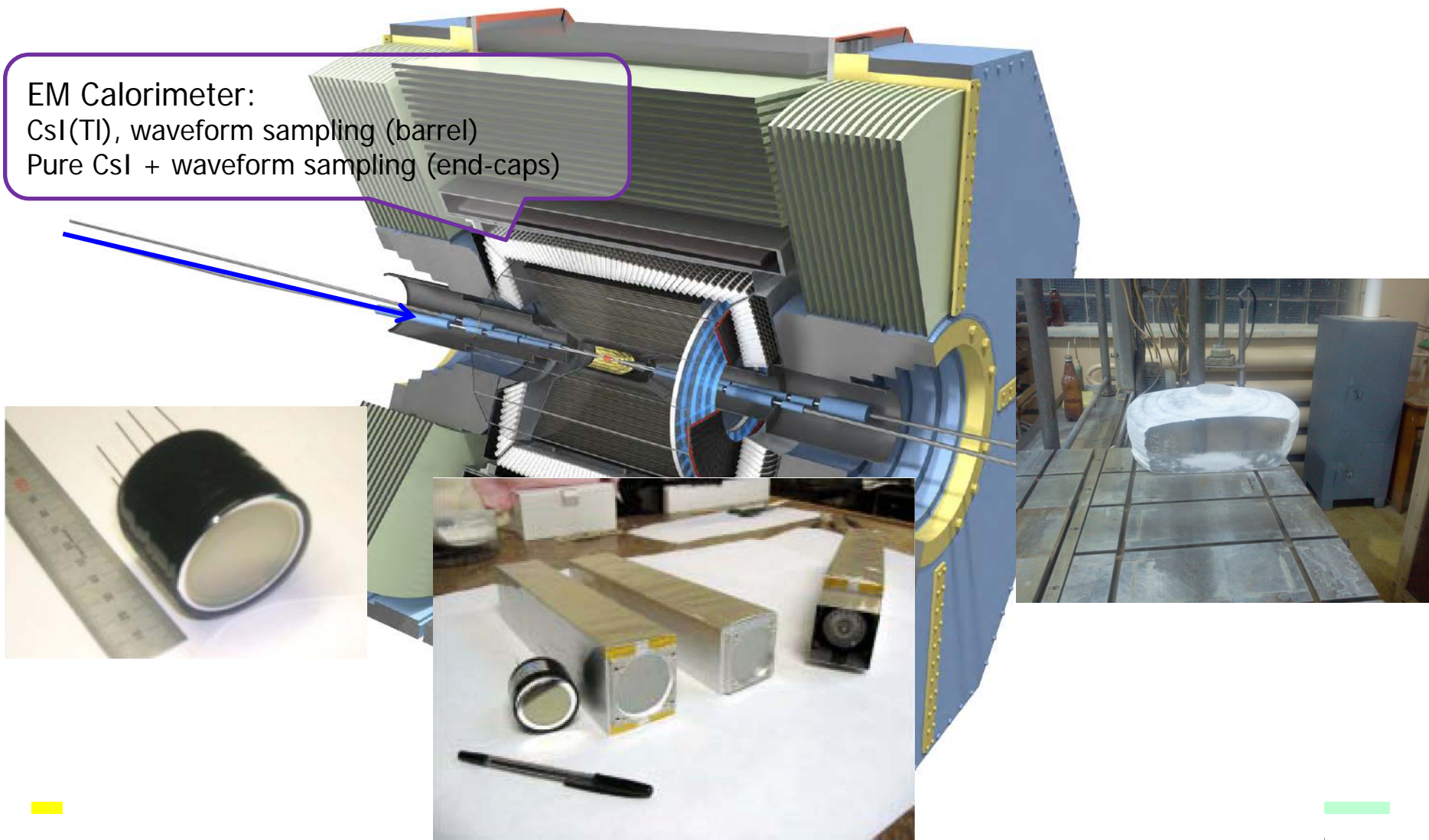


First successful use of SiPMs as single photon detectors in a RICH counter!

NIM A594 (2008) 13

EM calorimeter: upgrade need because of higher rates  
(electronics) and radiation load (endcap, CsI(Tl)  $\rightarrow$  pure CsI)

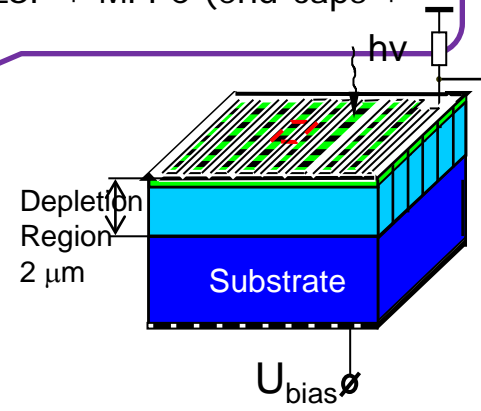
EM Calorimeter:  
CsI(Tl), waveform sampling (barrel)  
Pure CsI + waveform sampling (end-caps)





Detection of **muons and KLs**: parts of the present RPC system has to be replaced because it cannot handle the high background rates (mainly neutrons)


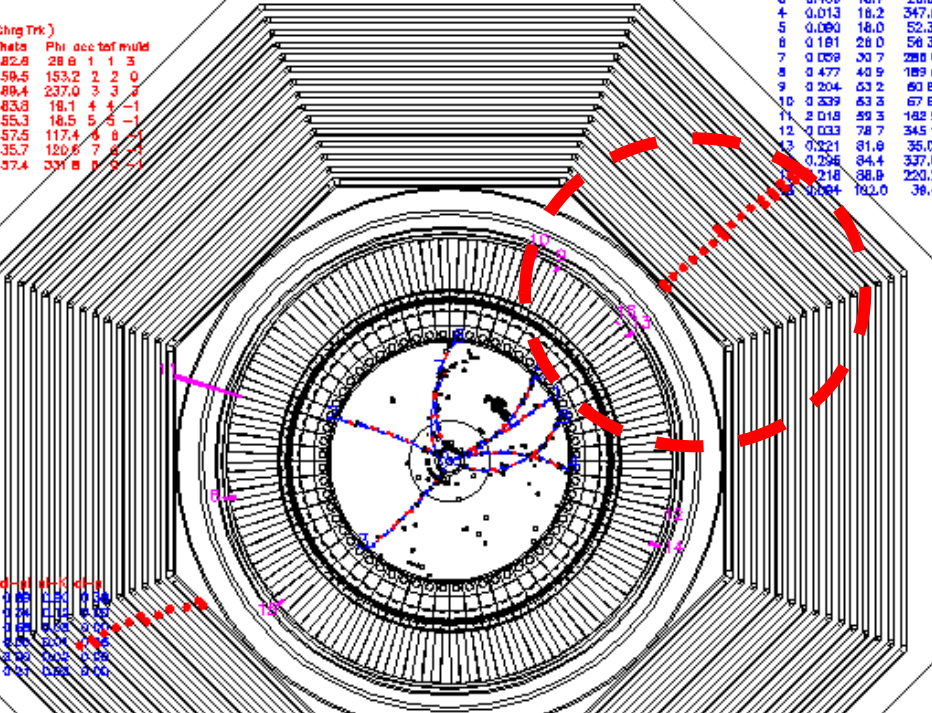
$K_L$  and muon detector:  
Resistive Plate Counter (barrel)  
Scintillator + WLSF + MPPC (end-caps + barrel)



Exp 3 Run 52 Farm 2 Event 10267  
Eher 8.00 Eler 3.50 Date/TIME Wed Jun 9 21z28z04 1999  
TrgID 0 DetVer 0 MagID 0 BField 1.50 DeplVer 2.04

Trk	E	Theta	Phi	match	aid
1	0.018	14.7	41.1	0	0
2	0.090	15.9	310.7	0	0
3	0.408	18.7	28.8	0	0
4	0.013	18.2	347.8	0	0
5	0.090	18.0	52.3	0	0
6	0.181	28.0	59.3	7	0
7	0.039	30.7	288.5	0	0
8	0.477	40.9	189.6	0	0
9	0.204	53.2	60.8	5	0
10	0.339	53.3	67.6	5	0
11	2.018	59.3	182.9	2	0
12	0.033	78.7	345.1	0	0
13	0.021	81.9	35.0	1	0
14	0.296	84.4	337.6	4	0
15	2.18	88.9	220.2	3	0
16	0.094	102.0	38.4	0	0

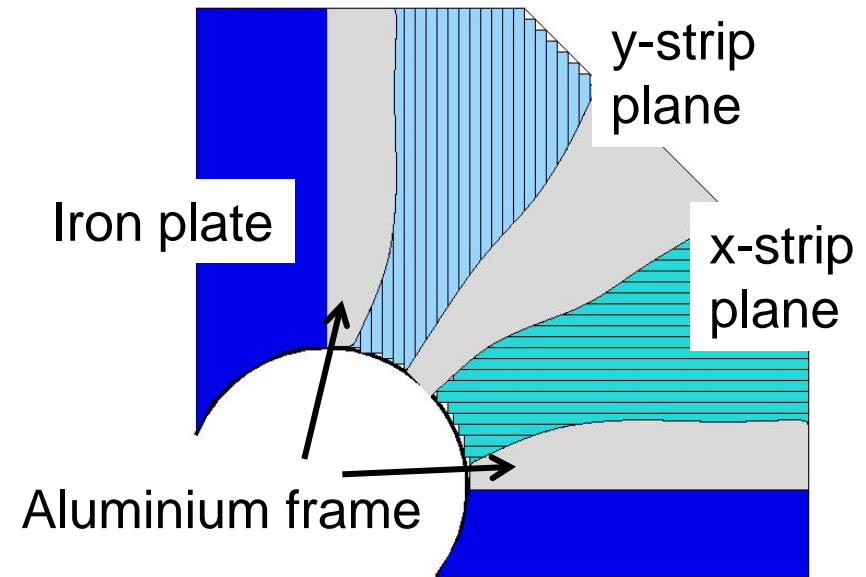
ELLE



# Muon detection system upgrade in the endcaps

## Scintillator-based KLM (endcap)

- Two independent (x and y) layers in one superlayer made of orthogonal strips with WLS read out
- Photo-detector = avalanche photodiode in Geiger mode (SiPM)
- ~120 strips in one 90° sector (max L=280cm, w=25mm)
- ~30000 read out channels
- Geometrical acceptance > 99%



Mirror 3M (above groove & at fiber end)

Optical glue increase the light yield ~ 1.2-1.4)

WLS: Kurarai Y11  $\varnothing$ 1.2 mm

*GAPD*

Diffusion reflector ( $\text{TiO}_2$ )

Strips: polystyrene with 1.5% PTP & 0.01% POPOP

# The Belle II Collaboration



A very strong group of ~400 highly motivated scientists!



# European groups of Belle-II

---

- Austria: HEPHY (Vienna)
- Czech republic: Charles University (Prague)
- Germany: U. Bonn, U. Giessen, U. Goettingen, U. Heidelberg, KIT Karlsruhe, LMU Munich, MPI Munich, TU Munich
- Poland: INP Krakow
- Russia: ITEP (Moscow), BINP (Novosibirsk), IHEP (Protvino)
- Slovenia: J. Stefan Institute (Ljubljana), U. Ljubljana, U. Maribor and U. Nova Gorica
- Spain: Valencia

A sizeable fraction of the collaboration:

in total ~150 collaborators out of ~400!



# SuperKEKB/Belle II Status

## Funding

- ~100 MUS for machine -- Very Advanced Research Support Program (FY2010-2012)
- Full approval by the Japanese government in December 2010; the project is in the JFY2011 budget as approved by the Japanese Diet end of March 2011
- Most of non-Japanese funding agencies have also already allocated sizable funds for the upgrade of the detector.

→ construction started in 2010!





# KEKB/Belle status after the earthquake

Fortunately enough:

- KEBK stopped operation in July 2010, and the low energy ring was to a large extent disassembled
- Belle was rolled out to the parking position in December 2010.

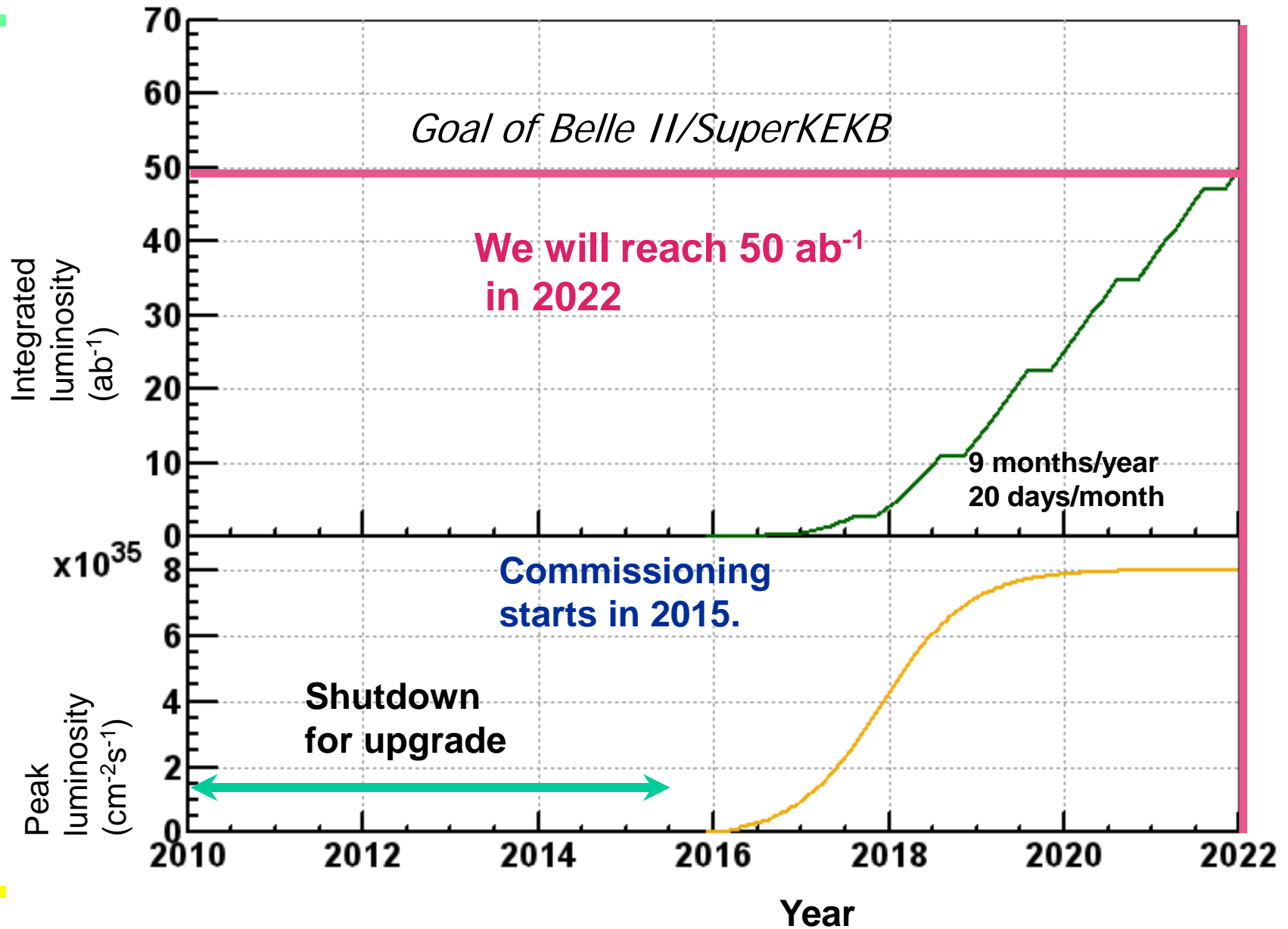
The 1400 tons of Belle moved by ~6cm  
(most probably by 20cm in one direction,  
and 14cm back)...



We are checking the functionality of the Belle spectrometer (in particular the CsI calorimeter), so far all OK in LED and cosmic ray tests!

The lab has recovered from the earthquake, back to normal operation since early summer.

# Schedule (Beam starts in Fall 2014)





# Conclusion



- KEKB has proven to be an excellent tool for flavour physics, with **reliable long term** operation, breaking world records, and **surpassing** its design performance by a factor of two.
- Major upgrade at KEK in 2010-14 → SuperKEKB+Belle II, with **40x larger** event rates, **construction started**
- Expect a new, exciting **era of discoveries**, complementary to the LHC
  
- There is a lot of work to do – If you are interested join us – it is a good group with excellent working atmosphere!