



**Nobel Symposium on LHC results,
Krusenberg, May 13-17, 2013**


NOBEL SYMPOSIA



Flavour physics at B factories: status and outlook

Peter Križan

University of Ljubljana and J. Stefan Institute



**University
of Ljubljana**



**“Jožef Stefan”
Institute**

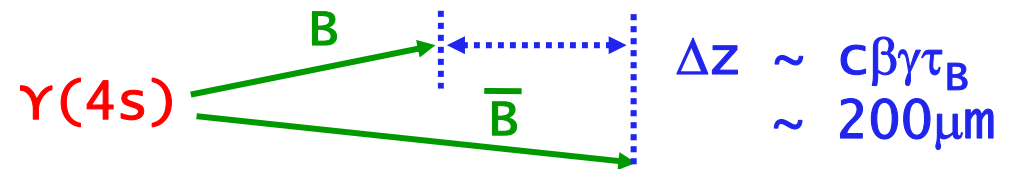
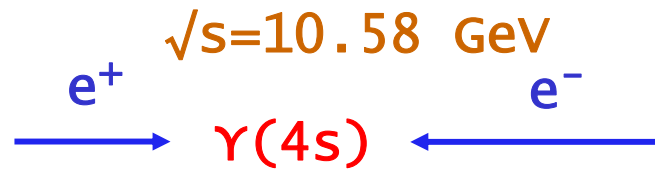
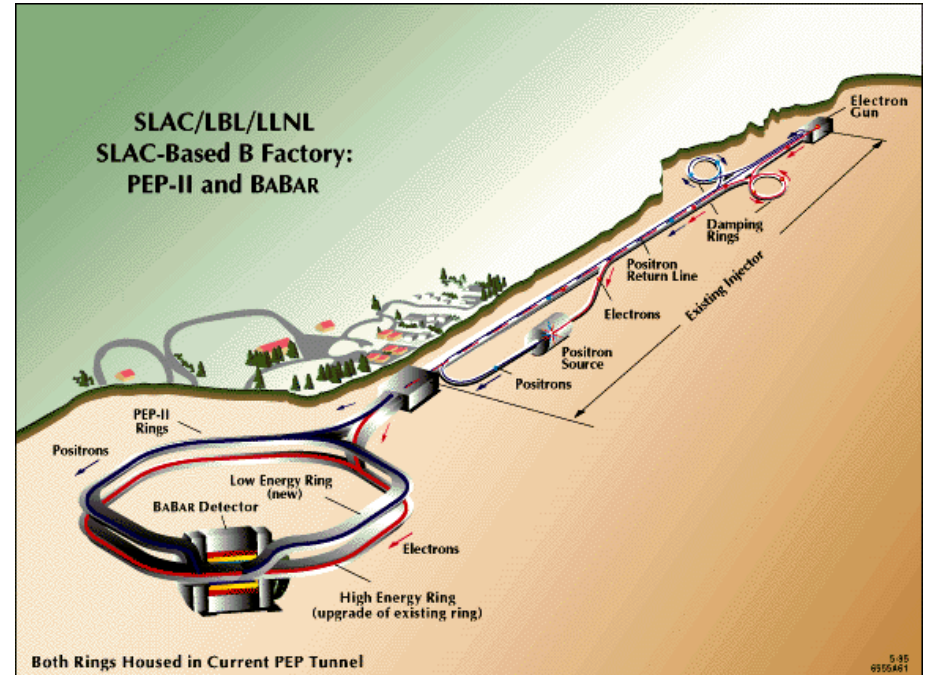
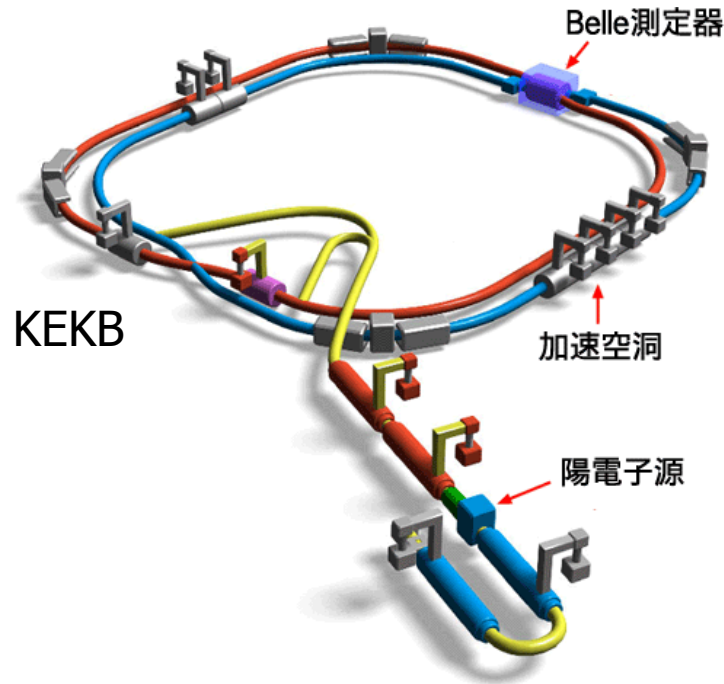


Contents

- Introduction with a little bit of history
- B factories: recent results
- Super B factory: status and outlook
- Summary and the three questions



Flavour physics at the luminosity frontier with asymmetric B factories

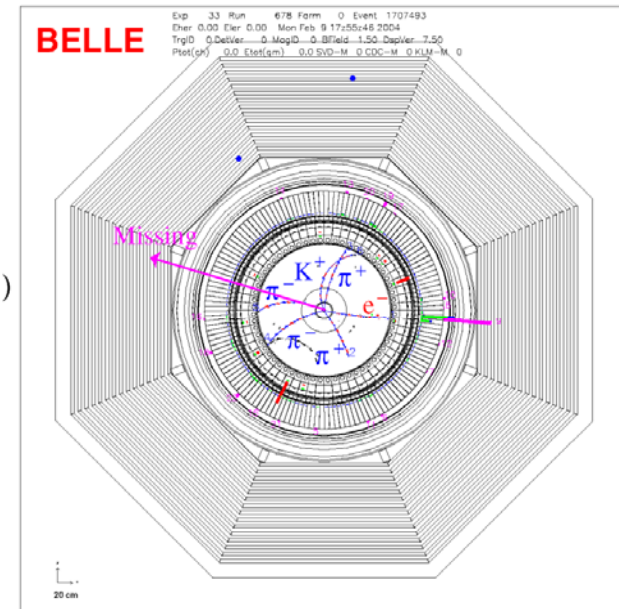
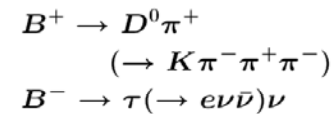


BaBar	$p(e^-) = 9 \text{ GeV}$	$p(e^+) = 3.1 \text{ GeV}$
Belle	$p(e^-) = 8 \text{ GeV}$	$p(e^+) = 3.5 \text{ GeV}$

$\beta\gamma = 0.56$
$\beta\gamma = 0.42$

To a large degree shaped flavour physics in the previous decade

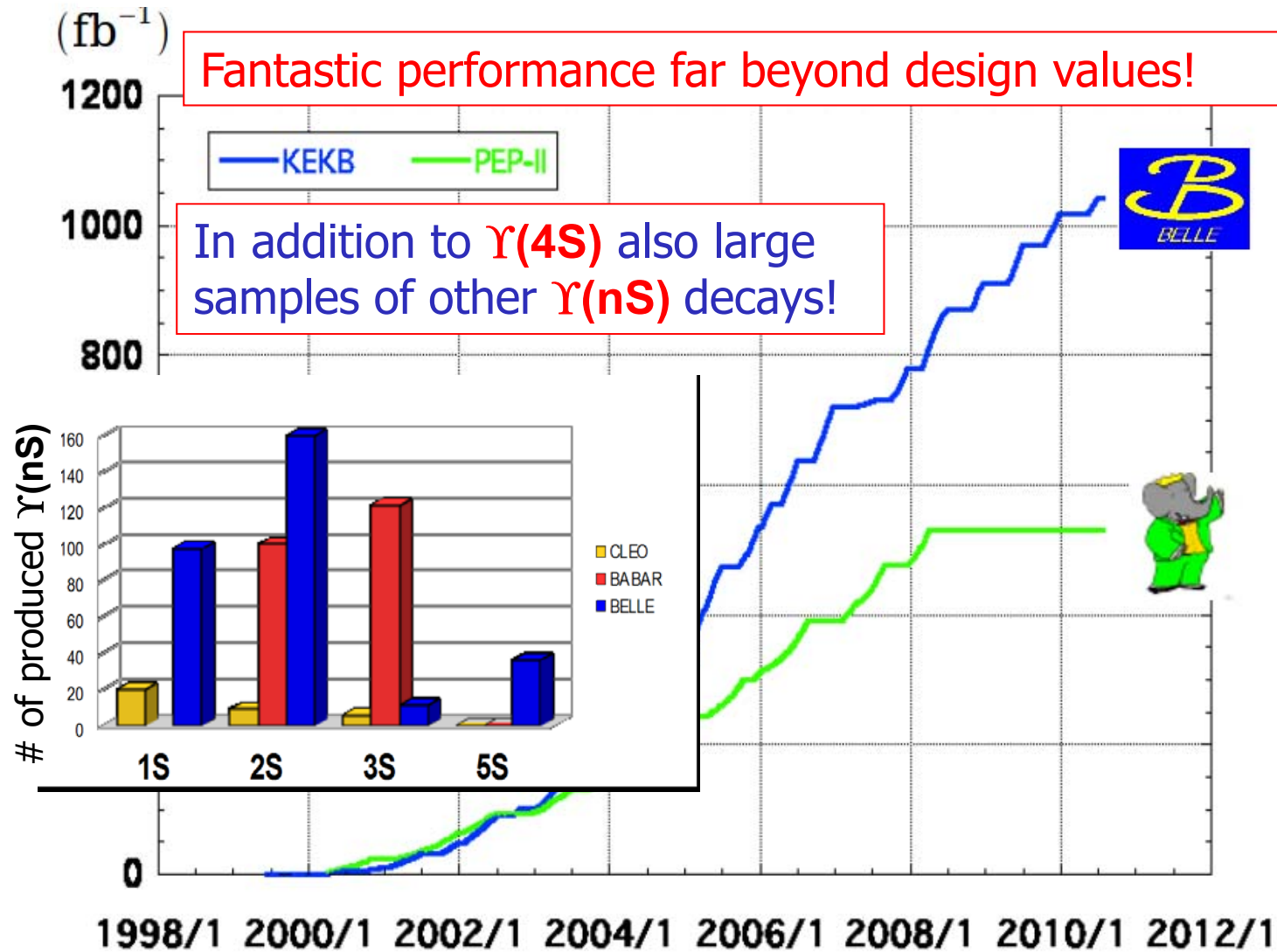
Advantages of B factories in the LHC era



Unique capabilities of B factories:

- Exactly two B mesons produced (at $\Upsilon(4S)$)
- High flavour tagging efficiency
- Detection of gammas, π^0 s, K_L s
- Very clean detector environment (can observe decays with several neutrinos in the final state!)
- Well understood apparatus, with known systematics, checked on control channels

Integrated luminosity at B factories



> 1 ab⁻¹

On resonance:

$\Upsilon(5S)$: 121 fb⁻¹

$\Upsilon(4S)$: 711 fb⁻¹

$\Upsilon(3S)$: 3 fb⁻¹

$\Upsilon(2S)$: 25 fb⁻¹

$\Upsilon(1S)$: 6 fb⁻¹

Off reson./scan:

~ 100 fb⁻¹

~ 550 fb⁻¹

On resonance:

$\Upsilon(4S)$: 433 fb⁻¹

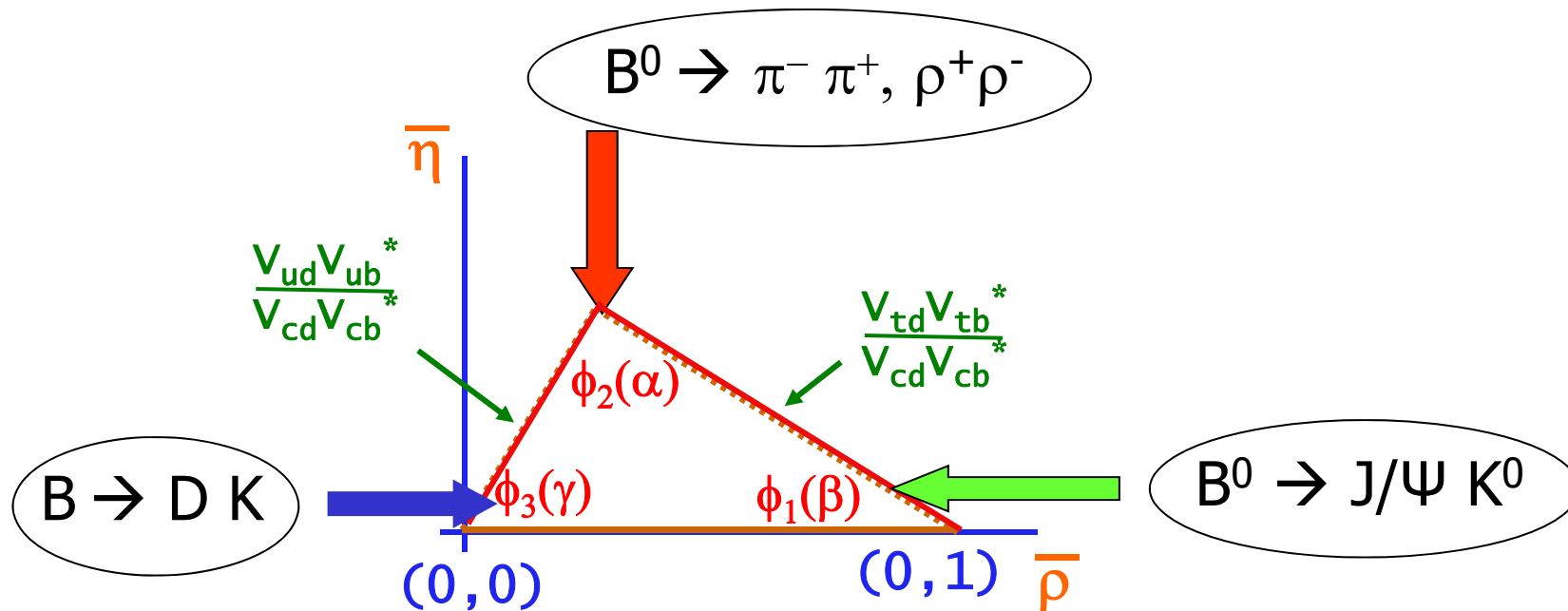
$\Upsilon(3S)$: 30 fb⁻¹

$\Upsilon(2S)$: 14 fb⁻¹

Off resonance:


~ 54 fb⁻¹

CP violation in the B system and unitarity triangle



B factories: CP violation in the B system


CP violation in the B system: from the **discovery** (2001) to a **precision measurement** (2011).



Comparison of **energy** / **intensity** frontiers

To observe a large ship far away one can either use **strong binoculars** or observe **carefully the direction and the speed of waves** produced by the vessel.

Energy frontier (LHC)



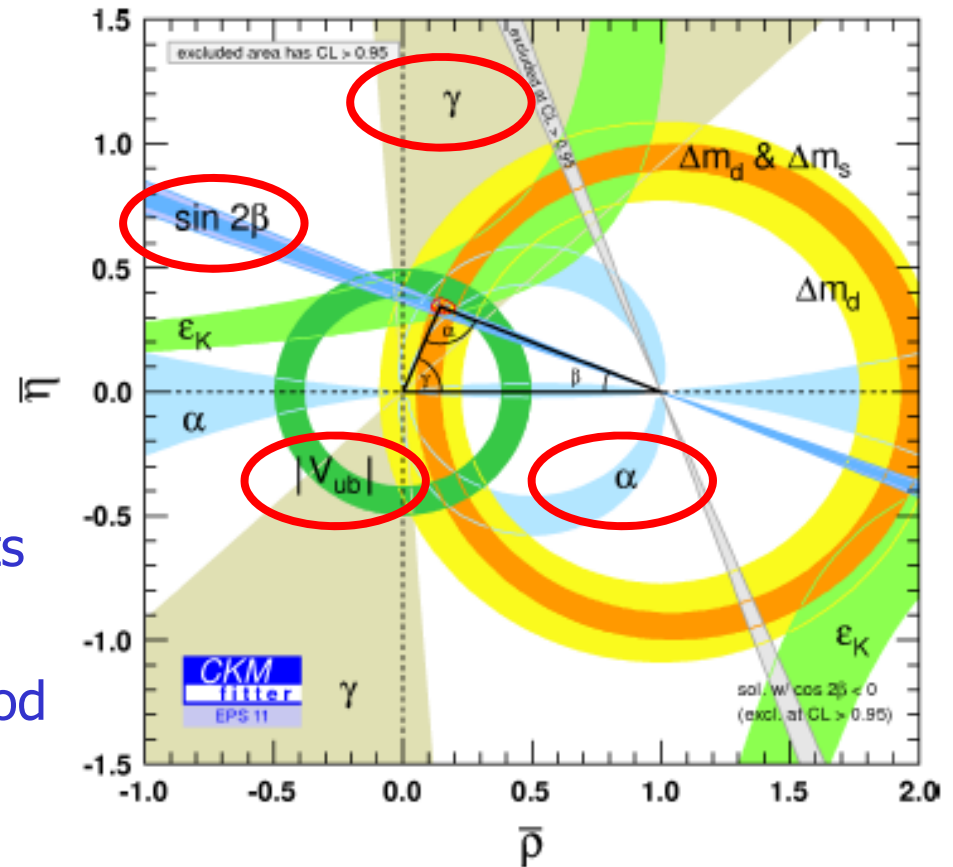
**Luminosity frontier -
(super) B factories**

The unitarity triangle – new/final measurements

Constraints from measurements of angles and sides of the unitarity triangle → Remarkable agreement, but still 10-20% NP allowed

Recent results:

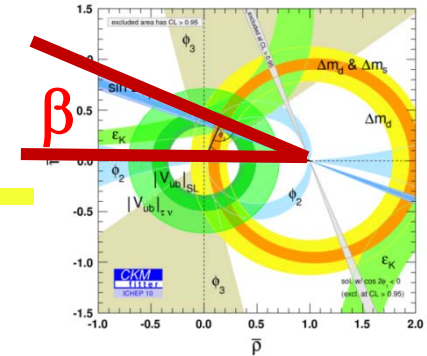
- $\sin 2\phi_1 (= \sin 2\beta)$: final measurements
- $\phi_2 (= \alpha)$: final measurements
- $\phi_3 (= \gamma)$: new model-independ. method
- $|V_{ub}|$ from exclusive and inclusive semileptonic decays





Final measurement of $\sin 2\phi_1 (= \sin 2\beta)$

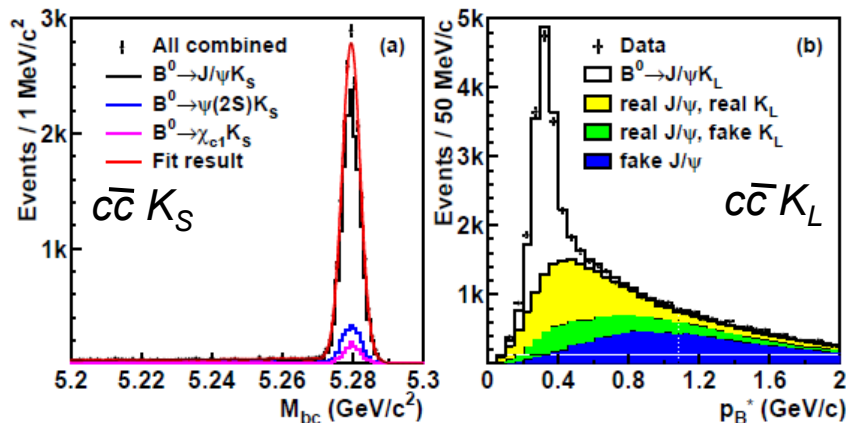
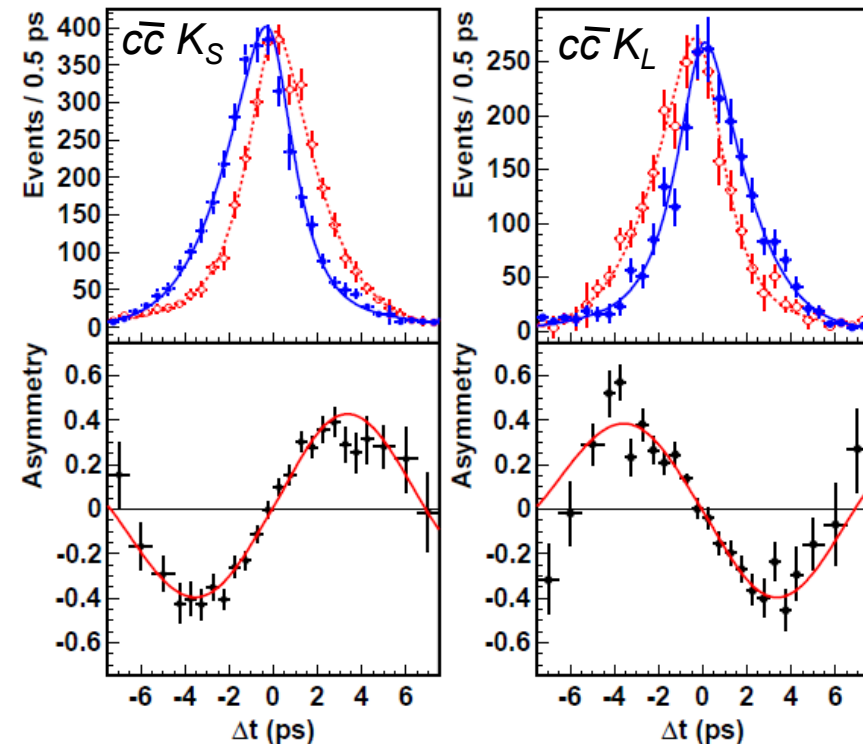
ϕ_1 from CP violation measurements in $B^0 \rightarrow c\bar{c} K^0$



Final measurement: with improved tracking, more data, improved systematics (50% more statistics than last result with 492 fb^{-1});

$cc = J/\psi, \psi(2S), \chi_{c1} \rightarrow 25\text{k events}$

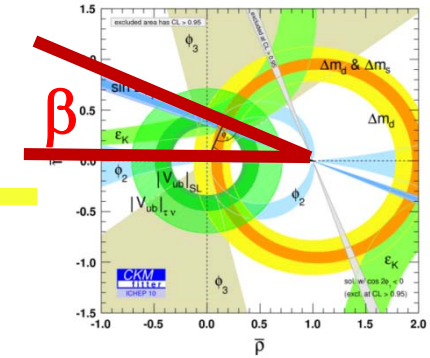
Detector effects: wrong tagging, finite Δt resolution \rightarrow determined using control data samples



Belle, final, 710 fb^{-1} , PRL 108, 171802 (2012)



Final measurements of $\sin 2\phi_1 (= \sin 2\beta)$



ϕ_1 from $B^0 \rightarrow c\bar{c} K^0$

Final results for $\sin 2\phi_1$

Belle: $0.668 \pm 0.023 \pm 0.012$
 BaBar: $0.687 \pm 0.028 \pm 0.012$

Belle, PRL 108, 171802 (2012)

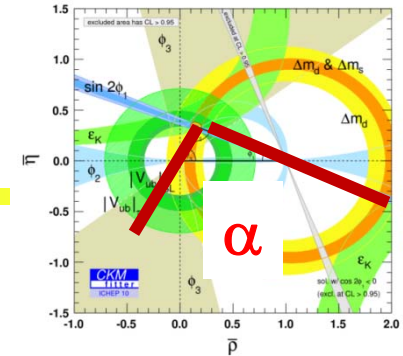
BaBar, PRD 79, 072009 (2009)

with a single experiment precision of $\sim 4\%$!

Comparison with LHCb:

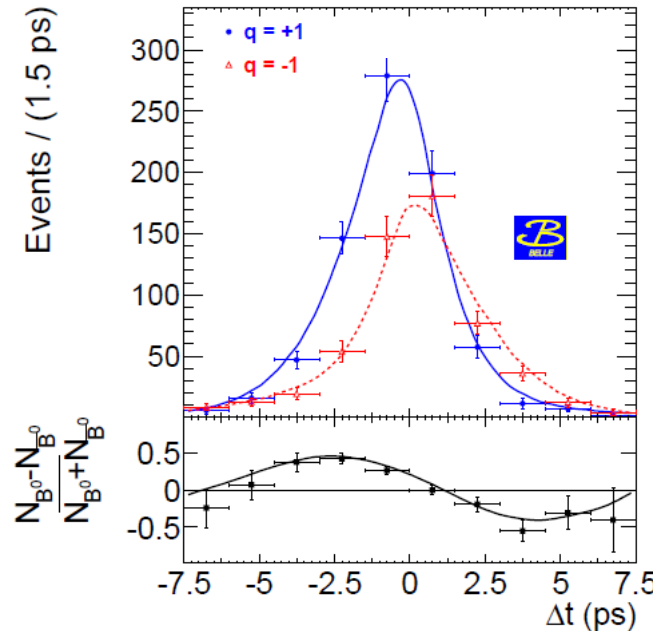
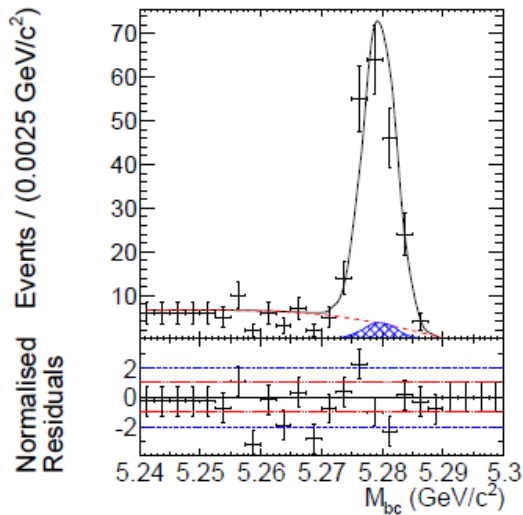
- The power of tagging at B factories: **33%** vs $\sim 2\text{-}3\%$ at LHCb
- LHCb: with 8k tagged $B_d \rightarrow J/\psi K_S$ events from 1/fb measured $\sin 2\beta = 0.73 \pm 0.07(\text{stat.}) \pm 0.04(\text{syst.})$
- Uncertainties at B factories - e.g., Belle final result $\sin 2\beta = 0.668 \pm 0.023(\text{stat.}) \pm 0.012(\text{syst.})$ - are **3x smaller** than at LHCb

Final measurement of $\phi_2 (\alpha)$ in $B \rightarrow \pi^+ \pi^-$ decays



ϕ_2 from CP violation measurements in $B^0 \rightarrow \pi^+ \pi^-$

Belle, 710 fb⁻¹
arXiv:1302.0551
(submitted to PRD)



$$a_{f_{CP}} = C \cos(\Delta mt) + S \sin(\Delta mt)$$



Belle, this measurement:
 $S = -0.64 \pm 0.08 \pm 0.03$
 $C = -0.33 \pm 0.06 \pm 0.03$

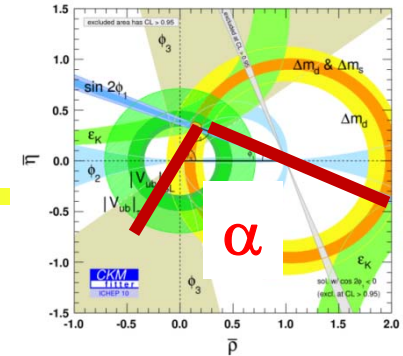
BaBar:
 $S = -0.68 \pm 0.10 \pm 0.03$
 $C = -0.25 \pm 0.08 \pm 0.02$





Improved measurement of $\phi_2 (\alpha)$ in $B \rightarrow \pi\pi, \rho\rho, \rho\pi$ decays

$\phi_2 (\alpha)$ from CP violation and branching fraction measurements in $B \rightarrow \pi\pi, \rho\rho, \rho\pi$

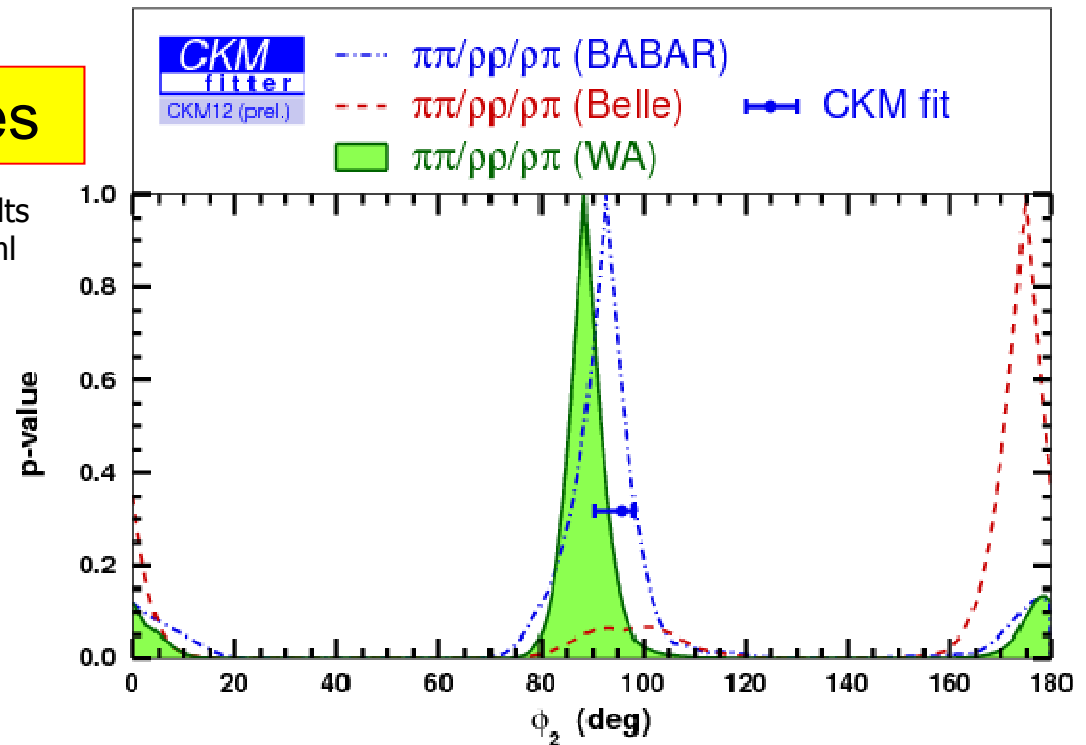


$\phi_2 = \alpha = (85.4^{+4.0}_{-3.8})$ degrees

http://ckmfitter.in2p3.fr/www/results/plots_fpcp13/ckm_res_fpcp13.html

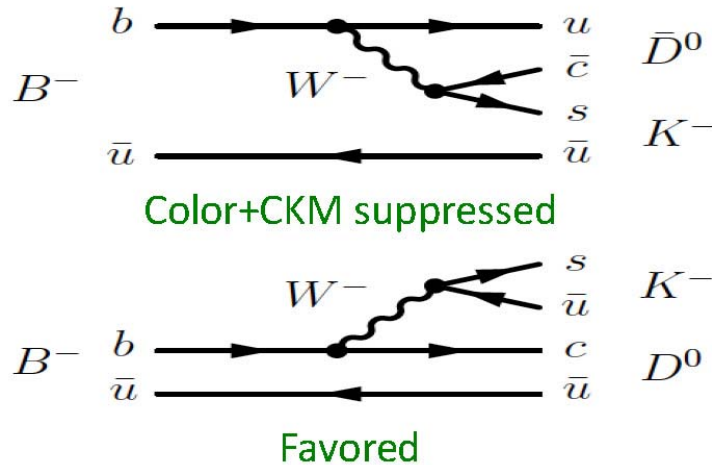
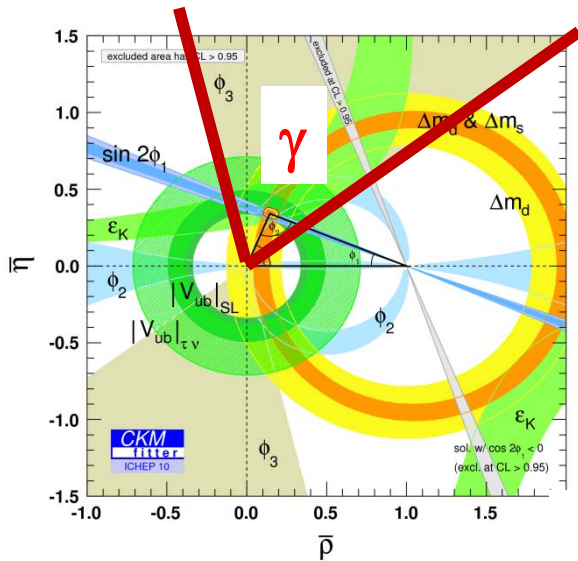
Still to be updated for the final version: new results expected from Belle on $\rho^+\rho^-$, $\rho\pi$; a new $\rho\pi$, analysis published by BaBar

→ PRD88, 012003 (2013).



$\phi_3 (= \gamma)$ with Dalitz analysis

GGSZ method:
The best way to measure ϕ_3



A. Giri et al., PRD68, 054018 (2003)
A. Bondar et al (Belle), Proc. BINP Meeting on Dalitz Analyses, 2002

$$(\bar{D}^0) \rightarrow K_S \pi^+ \pi^-$$

3-body $D^0 \rightarrow K_S \pi^+ \pi^-$ Dalitz amplitude

$$|M_{\pm}(m_+^2, m_-^2)|^2 = |f_D(m_+^2, m_-^2) + re^{i\delta_B \pm i\phi_3} f_D(m_-^2, m_+^2)|^2$$

Model dependent description of f_D
using continuum D^* data \Rightarrow
systematic uncertainty

$$= \left| \left[\text{Diagram 1} \right] + re^{i\delta_B \pm i\phi_3} \left[\text{Diagram 2} \right] \right|^2$$

$$\phi_3 = (78 \pm 12 \pm 4 \pm 9)^\circ$$

$$\phi_3 = (68 \pm 14 \pm 4 \pm 3)^\circ$$

Belle, PRD81, 112002, (2010), 605 fb⁻¹

BaBar, PRL 105, 121801, (2010)

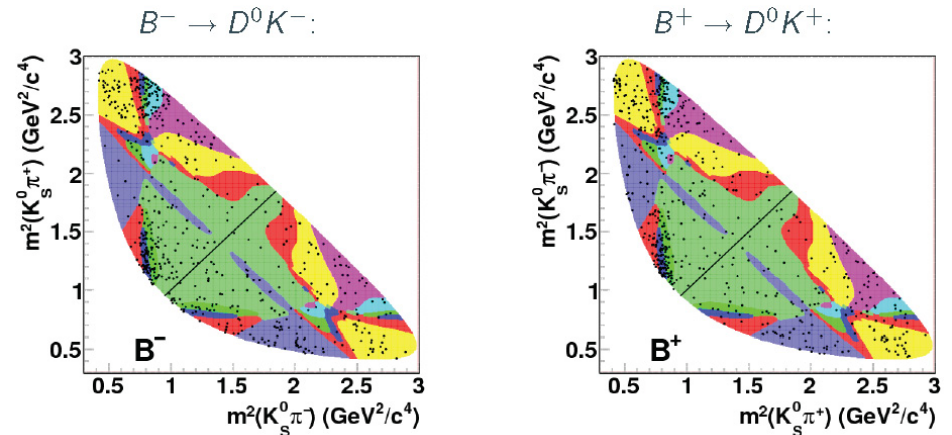
$\phi_3 (= \gamma)$ from model-independent/binning Dalitz method

GGSZ method: How to avoid the model dependence?

→ **Suitably subdivide** the Dalitz space **into bins**

$$M_i^\pm = h \{ K_i + r_B^2 K_{-i} + 2\sqrt{K_i K_{-i}} (x_\pm c_i + y_\pm s_i) \}$$

$$x_\pm = r_B \cos(\delta_B \pm \phi_3) \quad y_\pm = r_B \sin(\delta_B \pm \phi_3)$$



M_i : # B decays in bins of D Dalitz plane, K_i : # D^0 (\bar{D}^0) decays in bins of D Dalitz plane ($D^* \rightarrow D\pi$), c_i, s_i : strong ph. difference between symm. Dalitz points ← Cleo, PRD82, 112006 (2010)



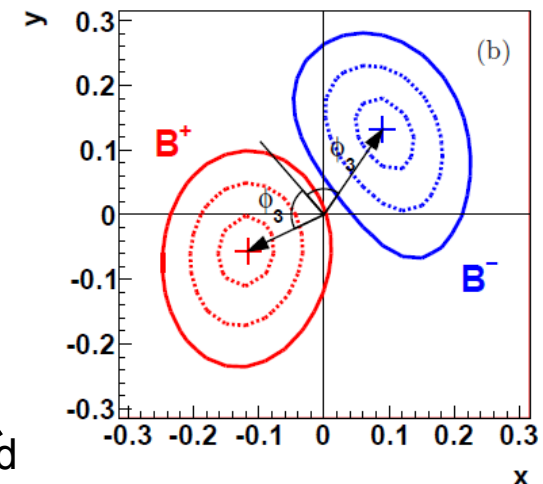
Use only DK
 $N_{sig} = 1176 \pm 43$

4-dim fit for signal yield
($\Delta E, M_{bc}, \cos\theta_{thrust}, \mathcal{F}$);

$$\phi_3 = (77.3 \pm 15 \pm 4.1 \pm 4.3)^\circ$$

from c_i, s_i (statist.!) →

to be reduced with BESIII data



Belle, 710 fb⁻¹, Phys. Rev. D85 (2012) 112014

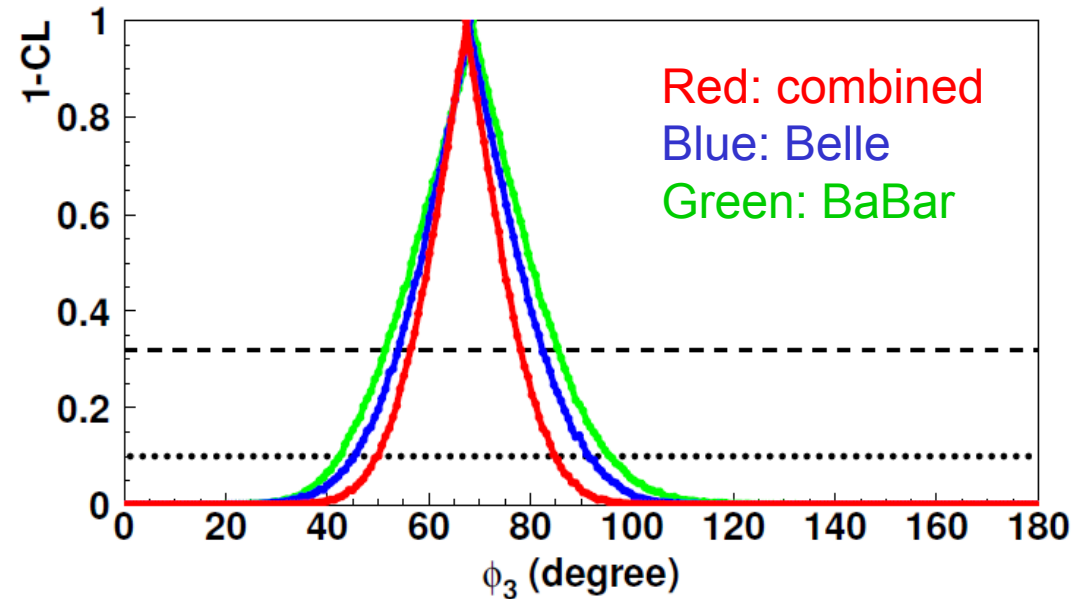
New method pioneered by Belle, very important for large event samples at LHCb and super B factory

ϕ_3 measurement

Combined ϕ_3 value:

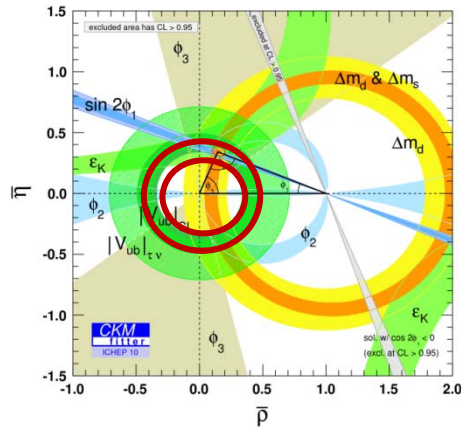
$$\phi_3 = (67 \pm 11) \text{ degrees}$$

Note that at B factories the measurement of ϕ_3 finally turned out to be much better than expected!



This is not the last word from B factories, analyses still to be finalized...

$|V_{ub}|$ from $B^0 \rightarrow \pi^- \ell^+ \nu$ exclusive decays



Yield: 2d fit in $M_{bc} = M_{ES}$
and ΔE , bins of q^2

$$m_{bc} = \sqrt{E_{\text{beam}}^2 - |\vec{p}_\pi + \vec{p}_\ell + \vec{p}_\nu|^2}$$

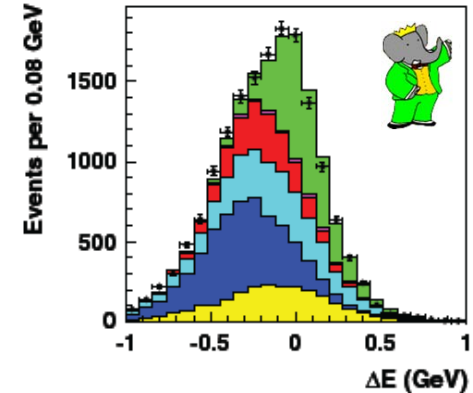
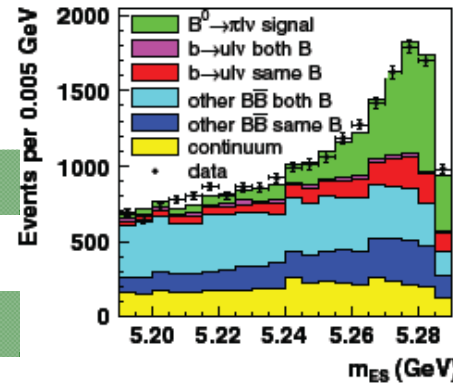
$$\Delta E = E_{\text{beam}} - (E_\pi + E_\ell + E_\nu)$$

$\mathcal{B} = (1.41 \pm 0.05 \pm 0.07) \cdot 10^{-4}$ untagged
BaBar, PRD83, 032007 (2011)

$\mathcal{B} = (1.42 \pm 0.05 \pm 0.07) \cdot 10^{-4}$ untagged loose neutrino
BaBar, PRD83, 052011 (2011)

$\mathcal{B} = (1.49 \pm 0.04 \pm 0.07) \cdot 10^{-4}$ untagged
Belle, PRD83, 071101 (2011)

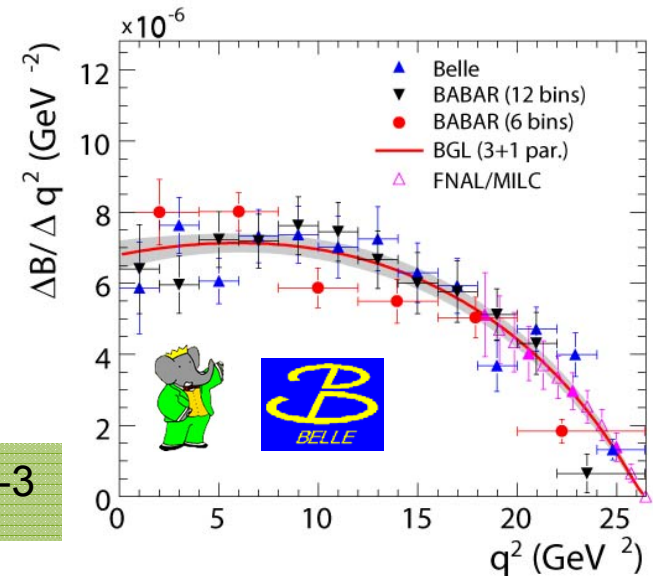
$\mathcal{B} = (1.49 \pm 0.09 \pm 0.07) \cdot 10^{-4}$ hadron tag
Belle, PRD88, 032005 (2013)



$|V_{ub}|$ extraction: fit data +
LQCD points in $q^2 = (p_\ell + p_\nu)^2 = (p_B - p_\pi)^2$

Belle + BaBar +
FNAL/MILC

$$|V_{ub}| = (3.23 \pm 0.30) \cdot 10^{-3}$$



$|V_{ub}|$ from inclusive decays $B \rightarrow X_u \ell^+ \nu$

The other possibility: **inclusive $b \rightarrow u$** measurement by measuring

- lepton spectrum in semileptonic $b \rightarrow u \ell^+ \nu$ decays, or by using
- tagged events (e.g. fully reconstruct one of the B's, and then measure the rate vs mass of the hadronic system X_u)

Inclusive decays

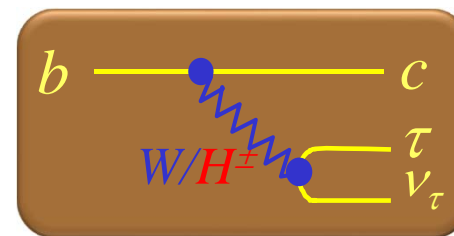
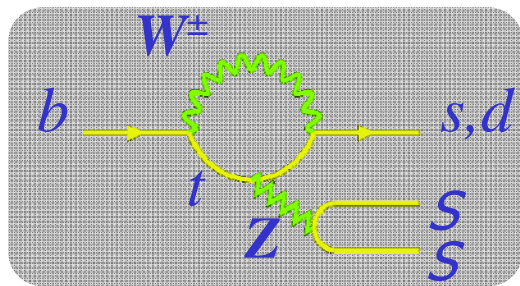
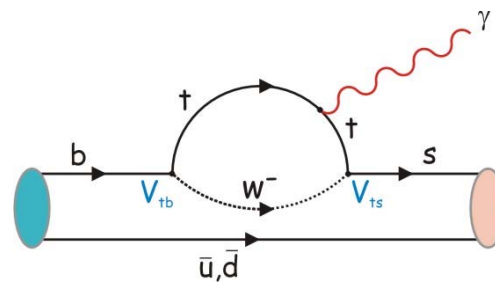
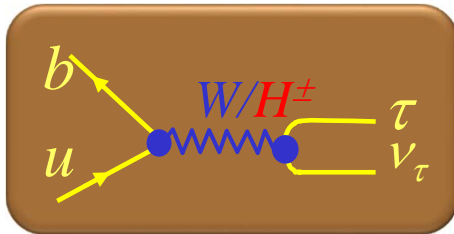
$$|V_{ub}| = (4.42 \pm 0.20 \text{ (exp)} \pm 0.15 \text{ (th)}) \cdot 10^{-3}$$

vs exclusive decays

$$|V_{ub}| = (3.23 \pm 0.30) \cdot 10^{-3}$$

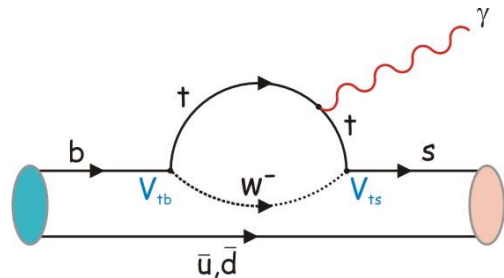
→ Tension between inclusive and exclusive decays is still there - and not understood

Rare B decays



B → X_sγ inclusive

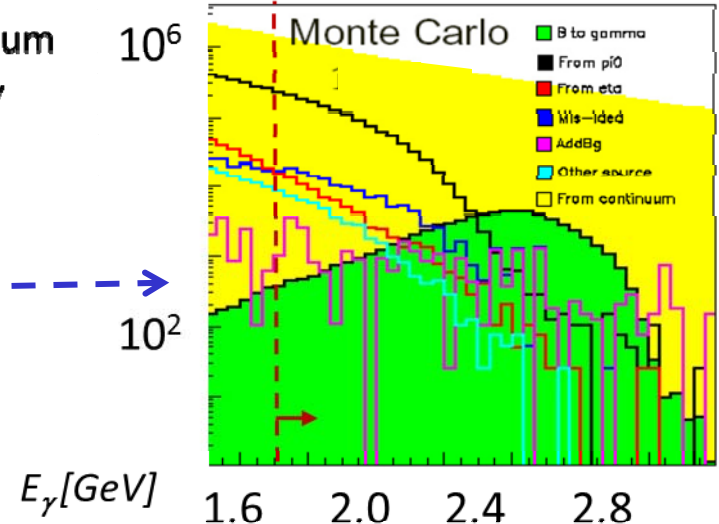
Advantage of B factories!



Radiative decay sensitive to charged Higgs

- continuum
- π⁰ → γγ
- η → γγ
- b → sγ

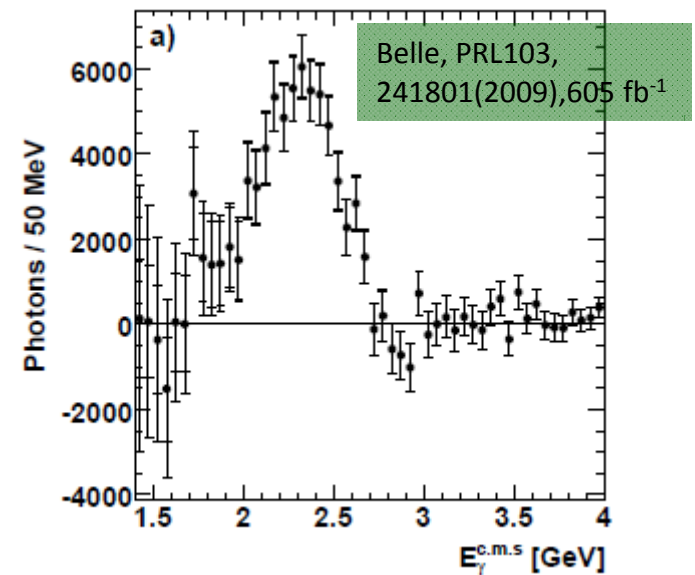
Experimentally difficult →



Experiment: measure low E_γ
 ⇒ huge bkg. ⇒ $E_\gamma > E_{cut}$

Theory:
 parameter extraction from
 partial $\text{Br}(E_\gamma > E_{cut})$ ⇒
 extrapolation needed;

Only γ on signal side reconstructed
 Improve S/B by tagging the other B



$$\mathcal{B}(B \rightarrow X_s \gamma; 1.7 \text{ GeV} < E_\gamma < 2.8 \text{ GeV}) = (3.47 \pm 0.15 \pm 0.40) \cdot 10^{-4}$$

$B \rightarrow X_s \gamma$ inclusive

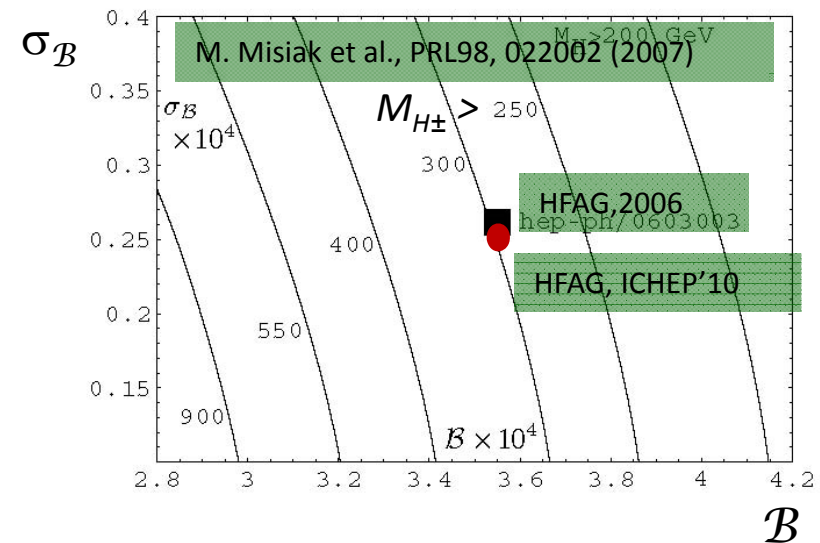
Branching fraction,
world average

$$\mathcal{B}(B \rightarrow X_s \gamma; E_\gamma > 1.6 \text{ GeV}) = (3.55 \pm 0.24(\text{stat.} + \text{syst.}) \pm 0.09(\text{shape } f.) \cdot 10^{-4}$$

HFAG, ICHEP'10

Decay rate sensitive to
charged Higgs

→ tight constraints on models of new physics, two-Higgs-doublet model II mass limit at $\sim 300 \text{ GeV}/c^2$



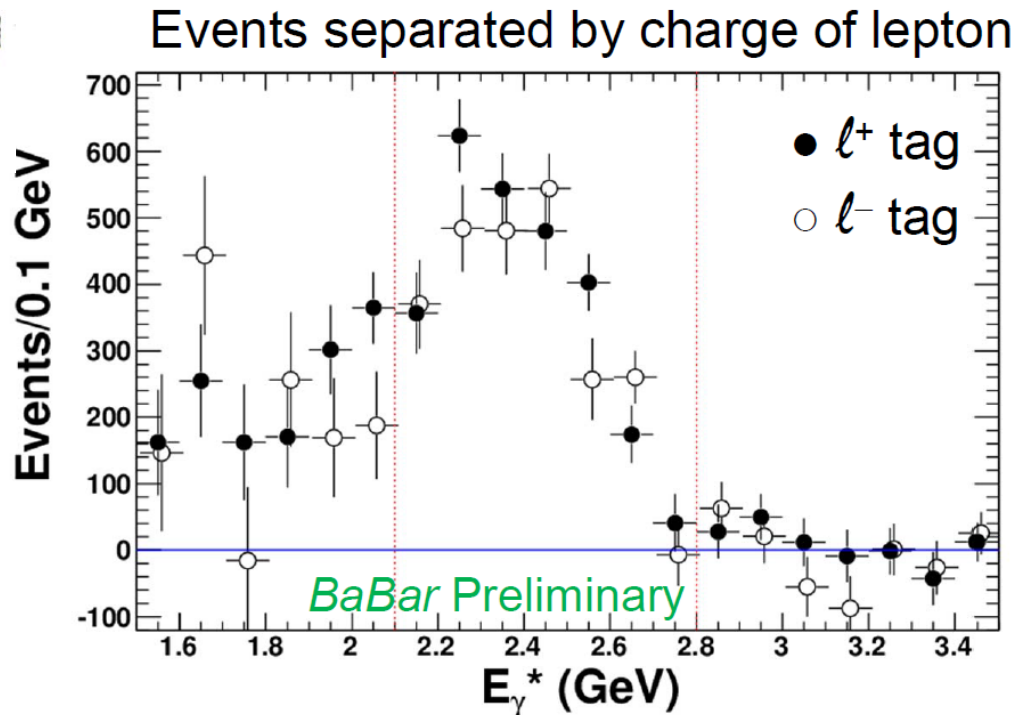
Measurements systematics dominated

Systematics can be reduced by stronger tagging (e.g. full reconstruction of the other B) on the account of stat. uncertainty
⇒ need a larger sample → Super B factory

Search for direct CP violation in $B \rightarrow X_{s+d}\gamma$ decays

$$A_{CP} = \frac{\Gamma(B \rightarrow X_{s+d}\gamma) - \Gamma(\bar{B} \rightarrow X_{\bar{s}+\bar{d}}\gamma)}{\Gamma(B \rightarrow X_{s+d}\gamma) + \Gamma(\bar{B} \rightarrow X_{\bar{s}+\bar{d}}\gamma)} \cong 0$$

Benzke, Lee, Neubert, Paz, PRL 106, 141801 (2011)



- Inclusive analysis with lepton tag (tags B flavour and reduces background)
- Energy range ($2.1 < E < 2.8$ GeV) chosen to minimize total error (stat+syst).

$$A_{CP} = 0.057 \pm 0.060(\text{stat}) \pm 0.018(\text{syst})$$

BaBar, Phys. Rev. Lett. 109, 191801 (2012)


$$B^- \rightarrow \tau^- \nu_\tau$$

Example of a missing energy decay

$$B^+ \rightarrow D^0 \pi^+$$

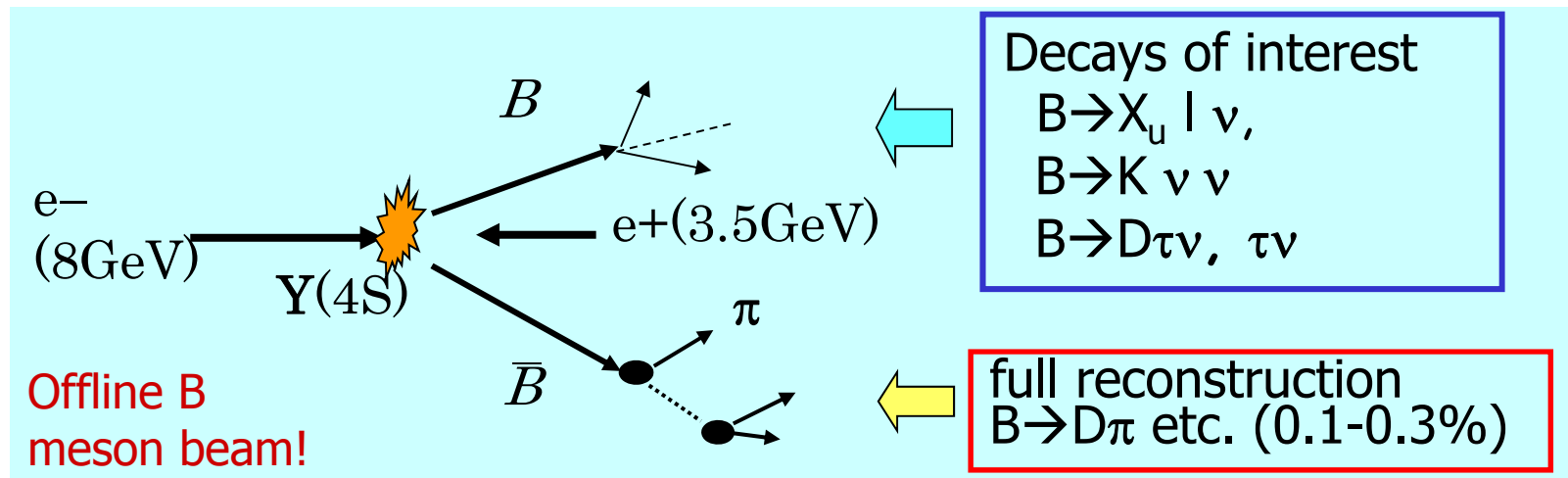
$$(\rightarrow K \pi^- \pi^+ \pi^-)$$

$$B^- \rightarrow \tau (\rightarrow e \nu \bar{\nu}) \nu$$



Full reconstruction tagging

Idea: **fully reconstruct** one of the B's to tag B flavor/charge, determine its momentum, and exclude decay products of this B from further analysis
(exactly two B's produced in $\Upsilon(4S)$ decays)



Powerful tool for B decays with neutrinos, used in several analyses in this talk

→ unique feature at B factories

$B^- \rightarrow \tau^- \nu_\tau$

Method: tag one B with full reconstruction, look for the $B^- \rightarrow \tau^- \nu_\tau$ in the rest of the event.

Main discriminating variable on the signal side:
remaining energy in the calorimeter, not associated with any charged track or photon
 \rightarrow Signal at $E_{ECL} = 0$

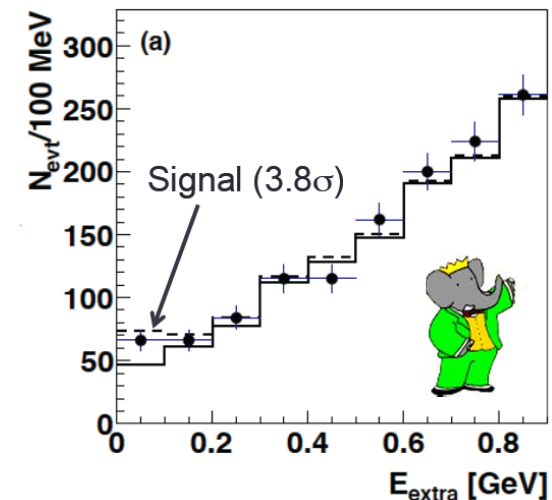
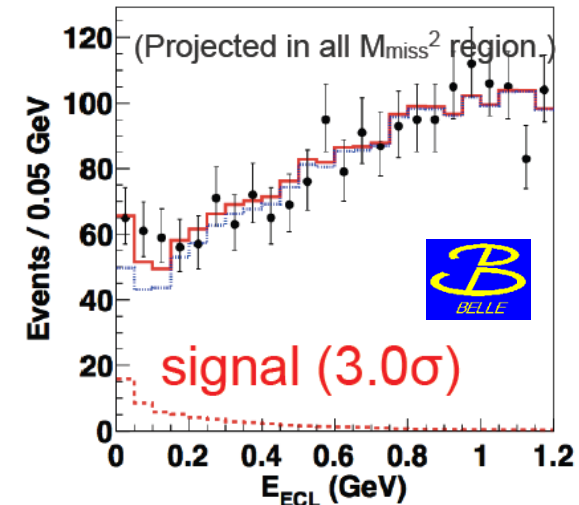
Belle $Br(B \rightarrow \tau \nu) = [0.72^{+0.27}_{-0.25} \pm 0.11] \times 10^{-4}$
 PRL 110, 131801 (2013)

BaBar $Br(B \rightarrow \tau \nu) = [1.83^{+0.53}_{-0.49} \pm 0.24] \times 10^{-4}$
 Phys. Rev. D 88, 031102(R) (2013)

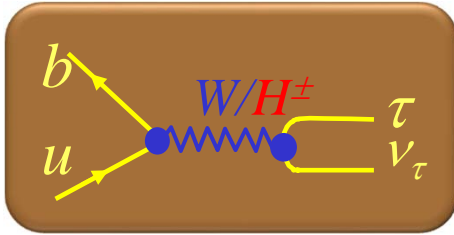
All measurements combined

$$BF(B \rightarrow \tau \nu) = (1.15 \pm 0.23) \cdot 10^{-4}$$

$$r_H = \frac{BF(B \rightarrow \tau \nu)_{meas}}{BF(B \rightarrow \tau \nu)_{SM}} = 1.14 \pm 0.40$$



Charged Higgs limits from $B \rightarrow \tau^- \nu_\tau$

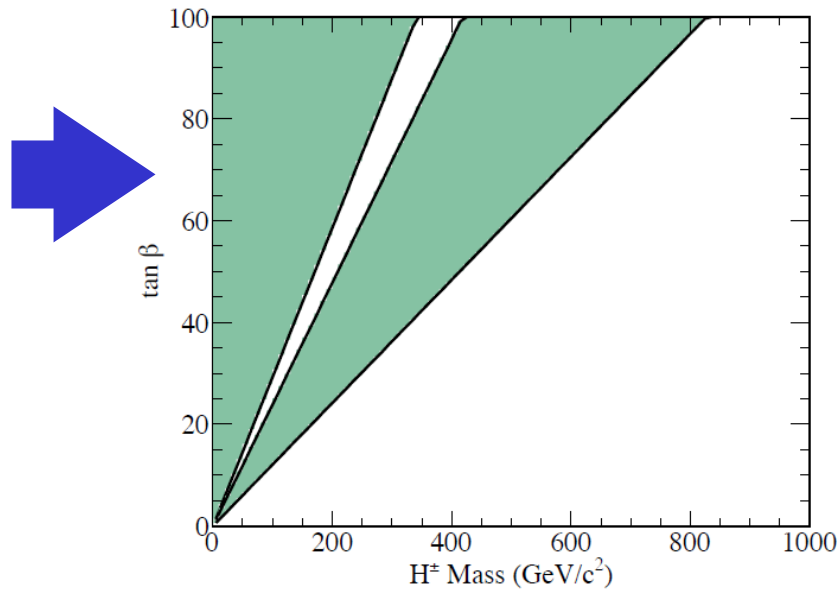


$$r_H = \frac{BF(B \rightarrow \tau \nu)}{BF(B \rightarrow \tau \nu)_{SM}} = \left(1 - \frac{m_B^2}{m_H^2} \tan^2 \beta \right)^2$$

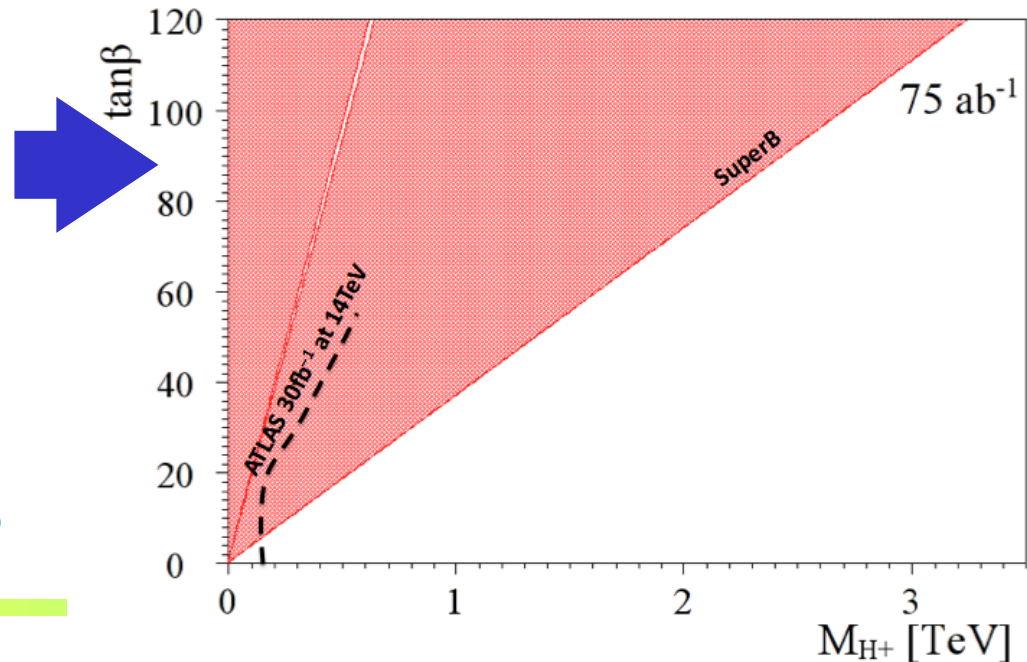
Measured value

→ limit on charged Higgs mass vs. $\tan\beta$
(for type II 2HDM)

B factories: Exclusion plot

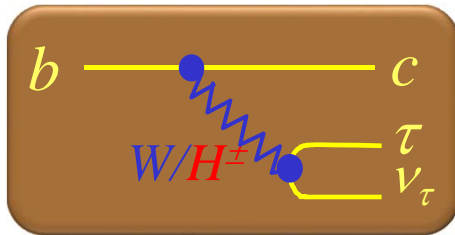


Super B factory: Discovery plot: very much competitive with LHC!



B → D^(*)τν decays

Semileptonic decay sensitive to charged Higgs



Ratio of τ to μ,e could be reduced/enhanced significantly

Kamenik, Mescia arXiv:0802.3790

$$R(D) \equiv \frac{\mathcal{B}(B \rightarrow D\tau\nu)}{\mathcal{B}(B \rightarrow D\ell\nu)}$$

Complementary and competitive with B → τν

1. Smaller theoretical uncertainty of R(D)

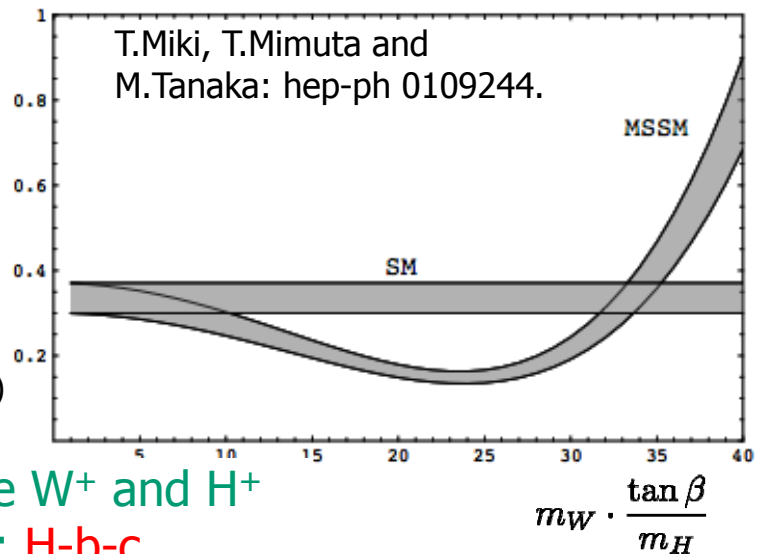
(For B → τν,
There is O(10%) f_B uncertainty from lattice QCD)

2. Large Brs (~1%) in SM (Ulrich Nierste arXiv:0801.4938.)

3. Differential distributions can be used to discriminate W⁺ and H⁺

4. Sensitive to different vertex B → τν: H-b-u, B → Dτν: H-b-c
(LHC experiments sensitive to H-b-t)

R(D)



First observation of B → D^{*}τν by Belle (2007)

→ PRL 99, 191807 (2007)

B \rightarrow D^(*) $\tau \nu$ decays

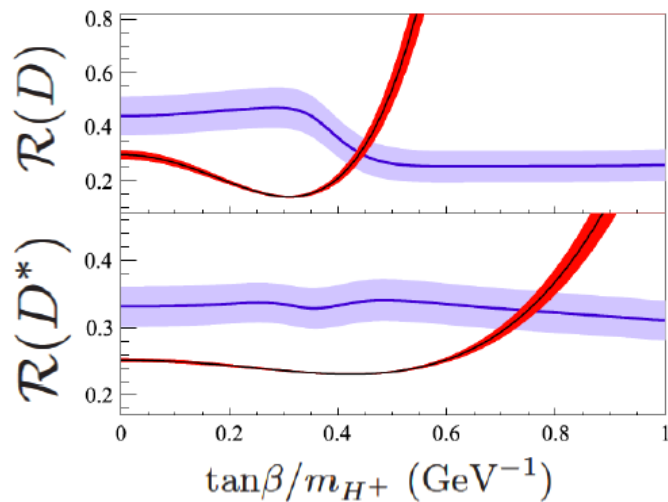
Exclusive hadron tag data



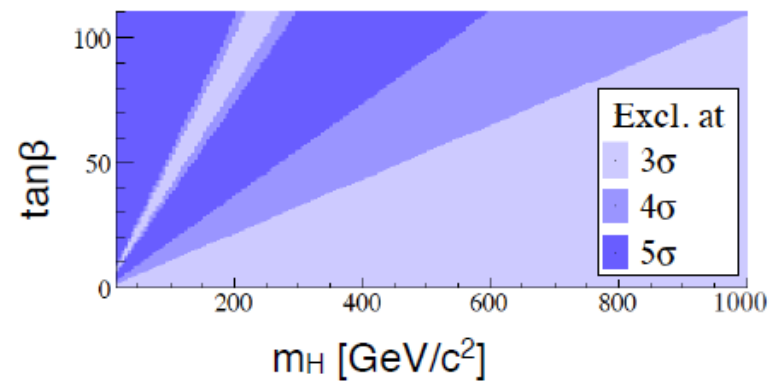
$$\begin{array}{cc}
 \mathcal{R}(D)_{\text{exp}} = 0.440 \pm 0.072 & \mathcal{R}(D^*)_{\text{exp}} = 0.332 \pm 0.030 \\
 \updownarrow 2.0\sigma & \updownarrow 2.7\sigma \\
 \mathcal{R}(D)_{\text{SM}} = 0.297 \pm 0.017 & \mathcal{R}(D^*)_{\text{SM}} = 0.252 \pm 0.003
 \end{array}$$

SM expectations in S. Fajfer, J. Kamenik, I. Nisandzic, PRD 85, 094025 (2012).

→ Combined result: 3 σ away from SM.



Blue: this result, red: Type-II 2HDM.

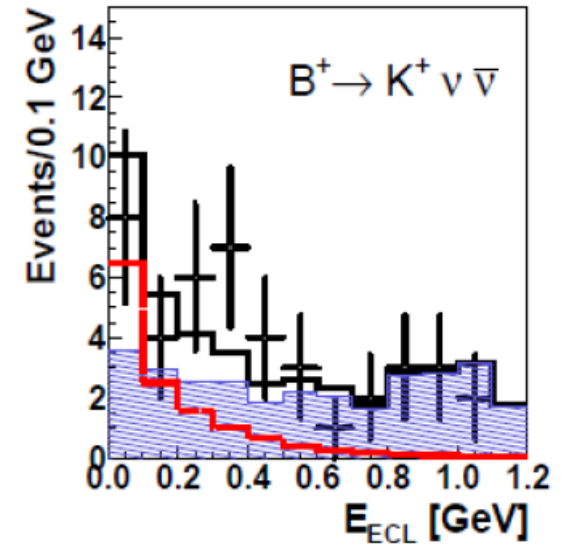
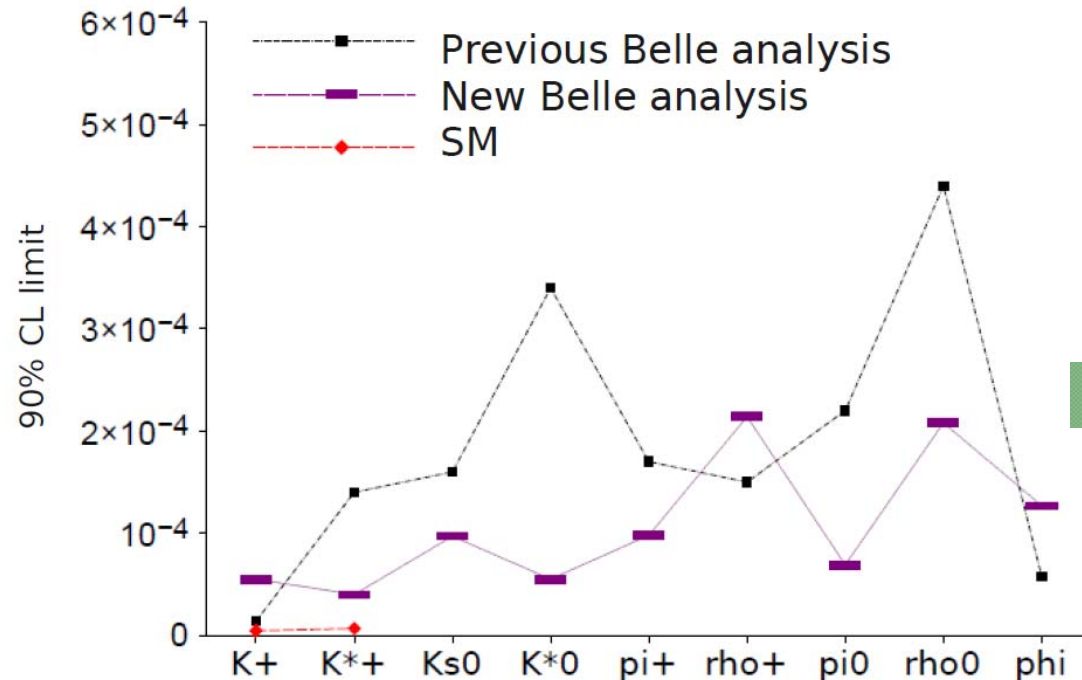


→ Combined result: Type II 2HDM excluded at 99.8% C.L. for any values of $\tan\beta$ and charged Higgs mass

B \rightarrow $h\nu\bar{\nu}$ decays

Method: again tag one B with full reconstruction, search for signal in the remaining energy in the calorimeter, at $E_{ECL} = 0$

Present status: recent update from Belle



$$N_{Sig} = 13.3^{+7.4}_{-6.6} (stat) \pm 2.3 (syst)$$

$$S_{stat+syst} = 2.0\sigma$$

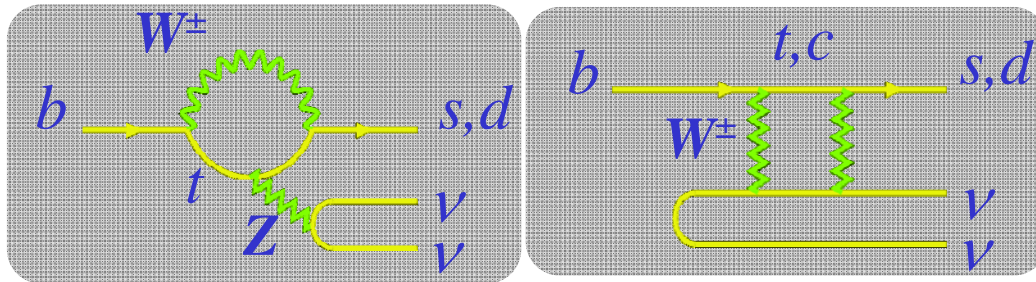
Belle, Phys. Rev. D 87, 111103(R) (2013)

$B \rightarrow K^{(*)} \nu \bar{\nu}$

arXiv:1002.5012

adopted from W. Altmannshofer et al.,
JHEP 0904, 022 (2009)

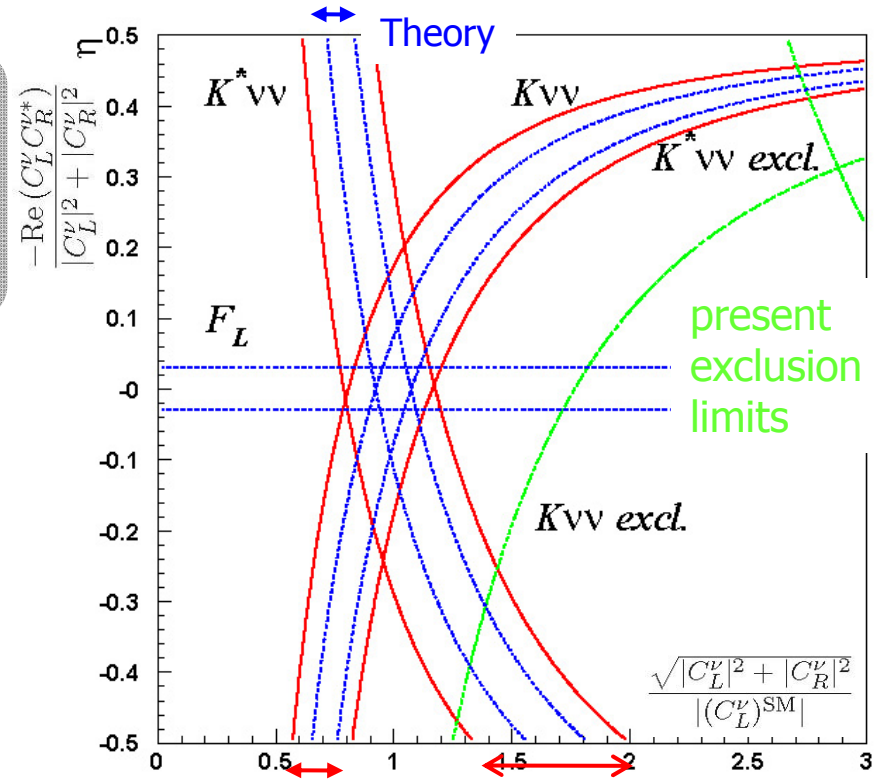
SM: penguin + box diagrams



$$B \rightarrow K_{VV}, \mathcal{B} \sim 4 \cdot 10^{-6}$$

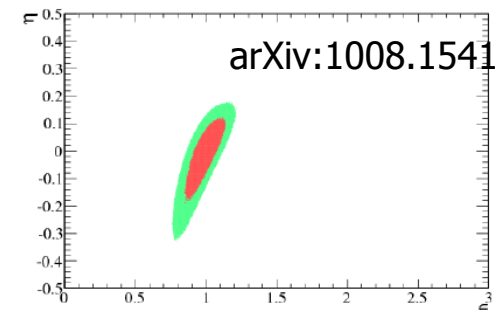
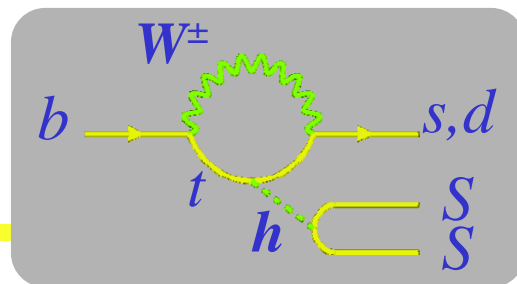
$$B \rightarrow K^*_{VV}, \mathcal{B} \sim 6.8 \cdot 10^{-6}$$

Look for deviations from the expected values \rightarrow information on anomalous couplings C^v_R and C^v_L compared to $(C^v_L)^{SM}$



super B factory, 50 ab^{-1}

from, e.g.,



Charm and τ physics

B factories = charm and τ factories

Charm and τ can be found in any "Y(nS) samples"

→ the integrated luminosity of the samples used for charm and τ studies is larger than for the B physics studies (Belle $\sim 1 \text{ ab}^{-1}$, BaBar $\sim 0.550 \text{ ab}^{-1}$)

→ This will of course remain true for the super B factory

A few examples of the strengths of B factories:

- CP violation in charm at B factories (and super B factories) → can measure CPV **separately** in individual decay channels, $\pi^+\pi^-$, K^+K^- , $K_S \pi$, ...
- $D\bar{D}$ pairs produced with **very few** light hadrons
- **Full reconstruction** of events →

Rare charm decays: tag with the other D

Again make use of the **hermeticity of the apparatus!**

Example: leptonic decays of D_s

$$e^+ e^- \rightarrow c\bar{c} \rightarrow \bar{D}_{\text{tag}} K X_{\text{frag}} D_s^{*+}$$

Recoil method in charm events:

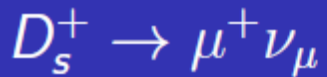
- Reconstruct D_{tag} to tag charm, kaon to tag strangeness
- Additional light mesons (X_{frag}) can be produced in the fragmentation process ($\pi, \pi\pi, \dots$)

2 step reconstruction:

- Inclusive reconstruction of D_s mesons for normalization (without any requirements upon D_s decay products)
- Within the inclusive D_s sample search for D_s decays

- $D_s \rightarrow \mu\nu$: peak at $m_\nu^2 = 0$ in $M_{\text{miss}}^2(D_{\text{tag}} K X_{\text{frag}} \gamma \mu)$

- $D_s \rightarrow \tau\nu$: peak towards 0 in extra energy in calorimeter

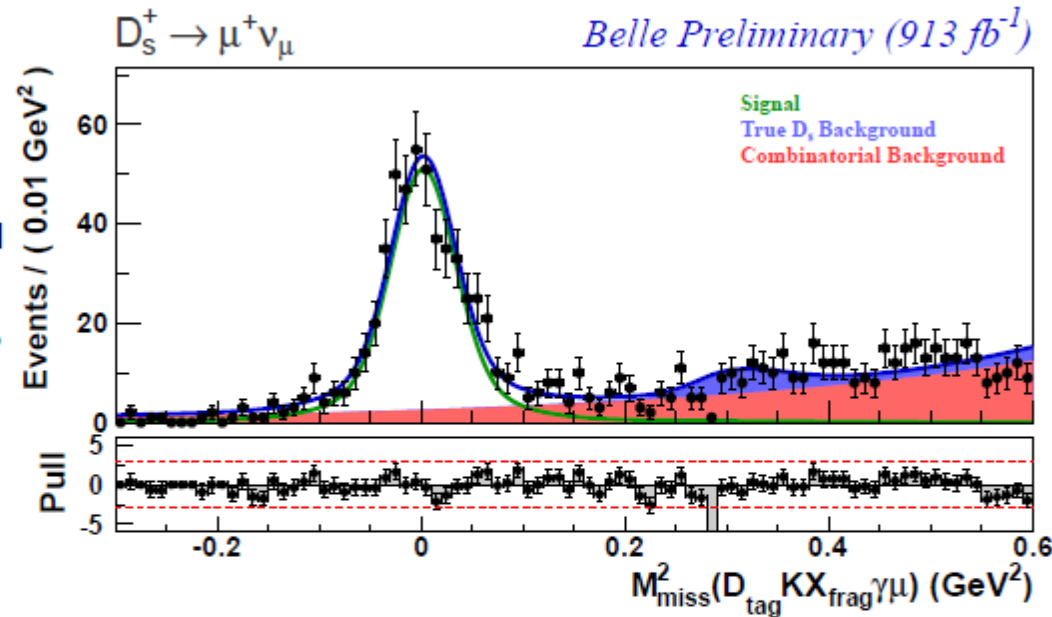


Fit to the missing mass squared – $M_{\text{miss}}^2(D_{\text{tag}} K X_{\text{frag}} \gamma \mu^\pm)$

Belle Preliminary (913 fb⁻¹)

Selection:

- $M_{\text{miss}}(D_{\text{tag}} K X_{\text{frag}} \gamma)$ signal region
- 1 charged track pointing to the IP
- passing muon PID requirements



$$N_{D_s \rightarrow \mu \nu}^{\text{excl}} = 489 \pm 26$$

Belle, arxiv:1301.7218

Belle preliminary @ 913 fb⁻¹

$$\mathcal{B}(D_s^+ \rightarrow \mu^+ \nu_\mu) = (0.528 \pm 0.028(\text{stat.}) \pm 0.019(\text{syst.}))\%$$

Most precise measurement up to date.



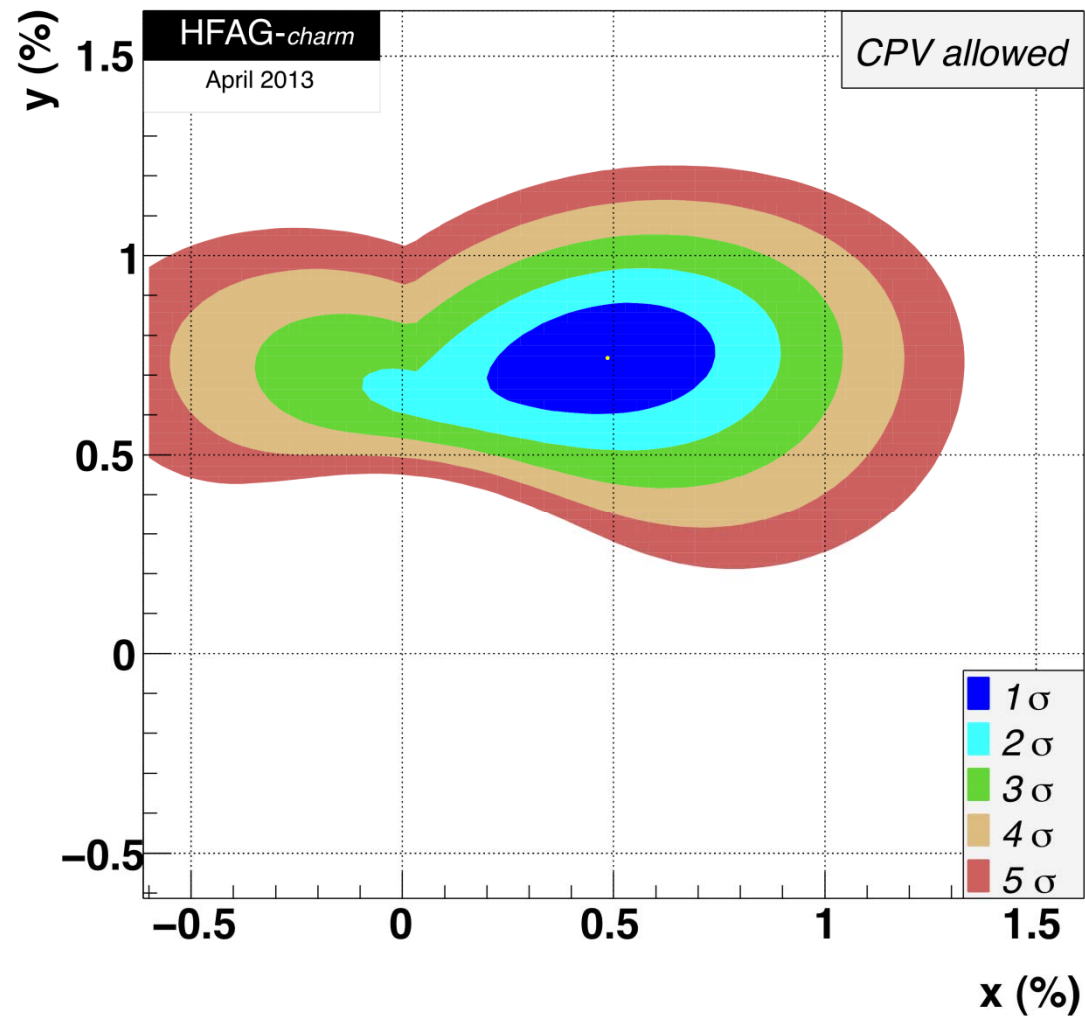
Extract f_{D_s} :

$$f_{D_s} = \frac{1}{G_F m_\ell \left(1 - \frac{m_\ell^2}{M_{D_s}^2}\right) |V_{cs}|} \sqrt{\frac{8\pi \mathcal{B}(D_s \rightarrow \ell \nu)}{M_{D_s} \tau_{D_s}}}$$

Charm: last but not least...

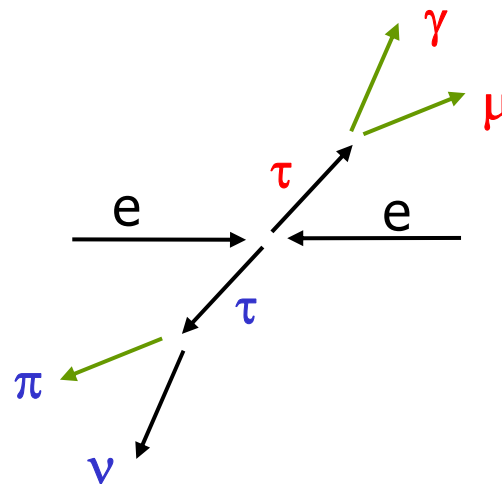
D mixing was discovered at Belle and BaBar...

... and there remains a lot for us to do in the era of super B factories.



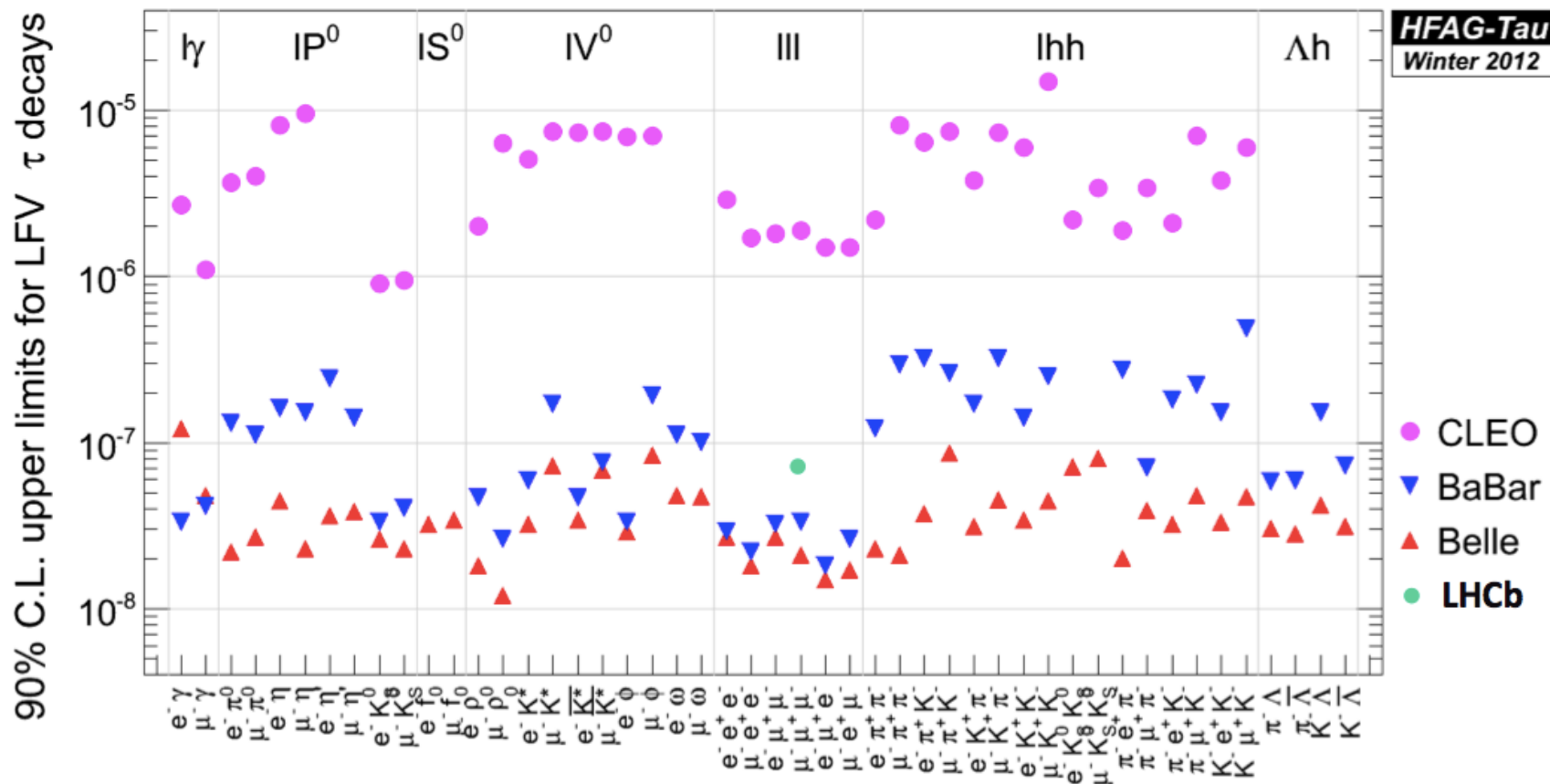
Rare τ decays

Example: lepton flavour violating
decay $\tau \rightarrow \mu \gamma$

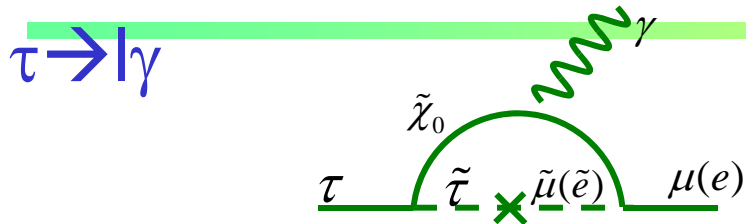


LFV in tau decays: present status

Lepton flavour violation (LFV) in tau decays: would be a clear sign of new physics



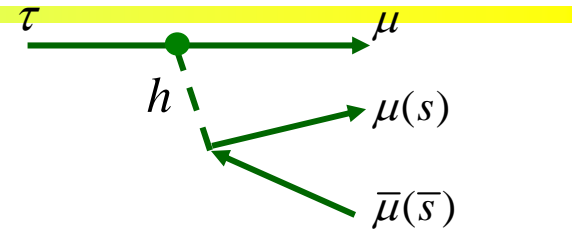
LFV and New Physics



- SUSY + Seesaw $(m_{\tilde{l}}^2)_{23(13)}$
- Large LFV $Br(\tau \rightarrow \mu\gamma) = O(10^{-7 \sim 9})$

$$Br(\tau \rightarrow \mu\gamma) \approx 10^{-6} \times \left(\frac{(m_{\tilde{l}}^2)_{32}}{\bar{m}_{\tilde{l}}^2} \right) \left(\frac{1 \text{ TeV}}{m_{\text{SUSY}}} \right)^4 \tan^2 \beta$$

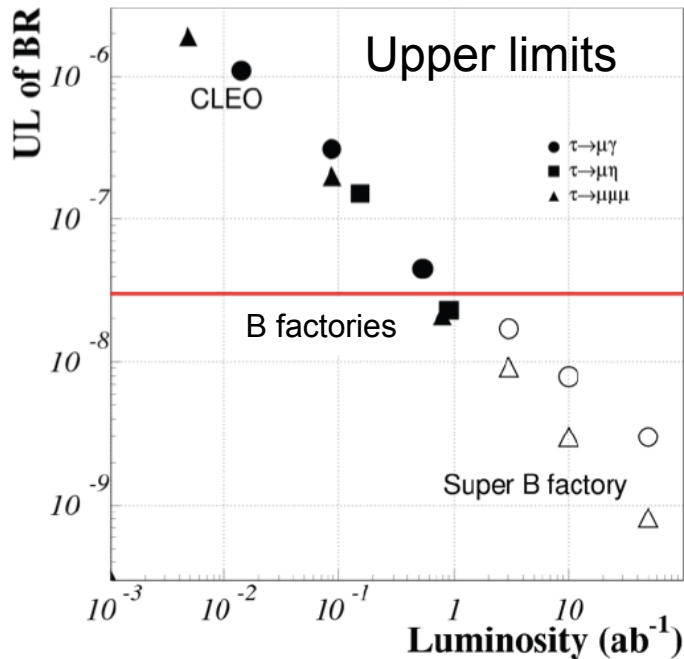
$\tau \rightarrow 3l, l\eta$



- Neutral Higgs mediated decay.
- Important when $M_{\text{SUSY}} \gg \text{EW scale}$.

$$Br(\tau \rightarrow 3\mu) =$$

$$4 \times 10^{-7} \times \left(\frac{(m_{\tilde{l}}^2)_{32}}{\bar{m}_{\tilde{l}}^2} \right) \left(\frac{\tan \beta}{60} \right)^6 \left(\frac{100 \text{ GeV}}{m_A} \right)^4$$



model	$Br(\tau \rightarrow \mu\gamma)$	$Br(\tau \rightarrow 3l)$
mSUGRA+seesaw	10^{-7}	10^{-9}
SUSY+SO(10)	10^{-8}	10^{-10}
SM+seesaw	10^{-9}	10^{-10}
Non-Universal Z'	10^{-9}	10^{-8}
SUSY+Higgs	10^{-10}	10^{-7}

B factories: a success story

- Measurements of CKM matrix elements and angles of the unitarity triangle
- Observation of direct CP violation in B decays
- Measurements of rare decay modes (e.g., $B \rightarrow \tau \nu$, $D \tau \nu$)
- $b \rightarrow s$ transitions: probe for new sources of CPV and constraints from the $b \rightarrow s \gamma$ branching fraction
- Forward-backward asymmetry (A_{FB}) in $b \rightarrow s l^+ l^-$
- Observation of D mixing
- Searches for rare τ decays
- Discovery of exotic hadrons including charged charmonium- and bottomonium-like states

B factories remain competitive in many measurements because of their unique capabilities.

What next?

Next generation: Super B factories → Looking for NP

→ Need much more data (almost two orders!)

However: it will be a **different world** in four years, there will be serious competition from **LHCb** and **BESIII**

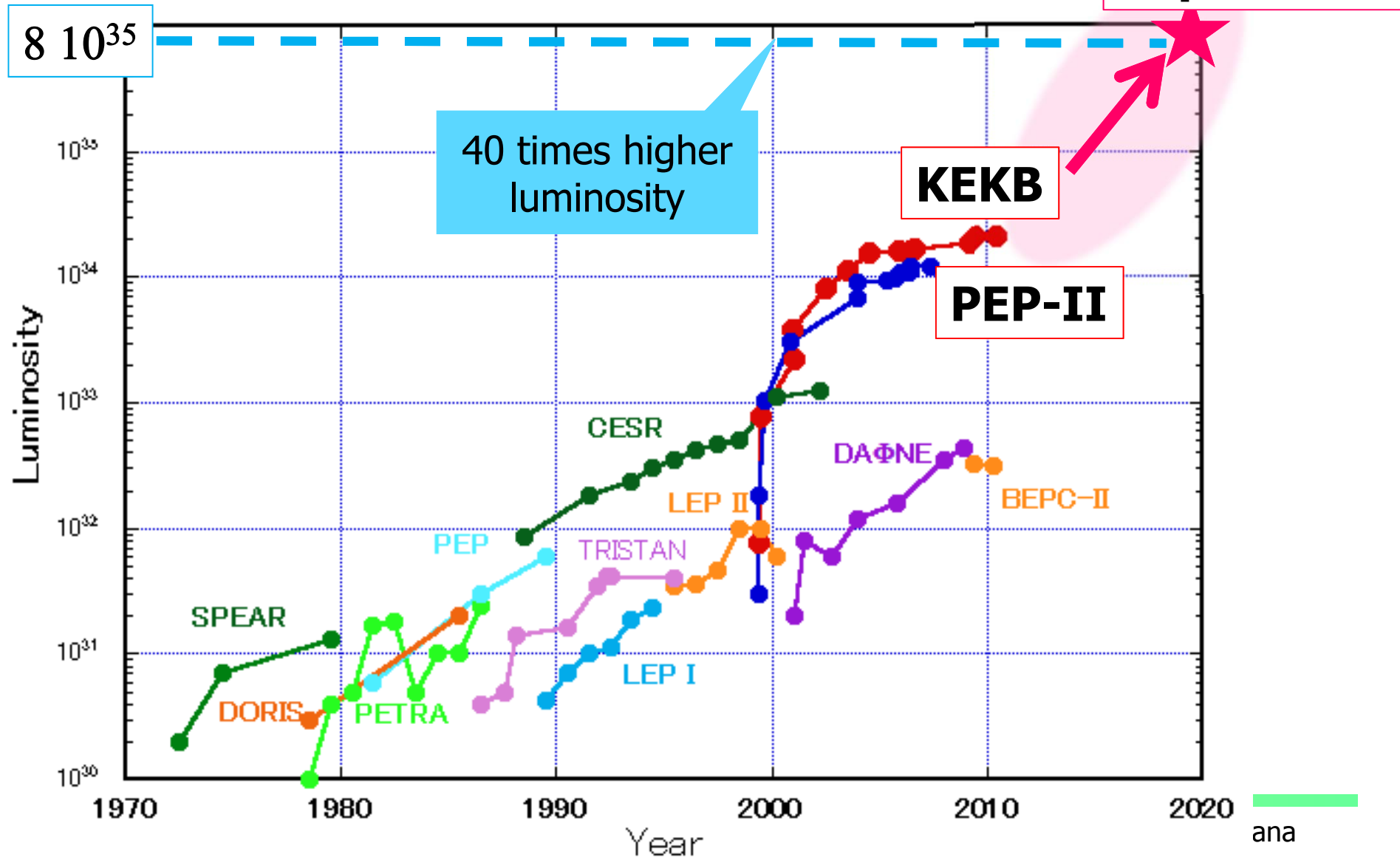
Still, e^+e^- machines running at (or near) $\Upsilon(4s)$ will have **considerable advantages in several classes of measurements**, and will be complementary in many more

→ Physics at Super B Factory, arXiv:1002.5012 (Belle II)

→ SuperB Progress Reports: Physics, arXiv:1008.1541 (SuperB)


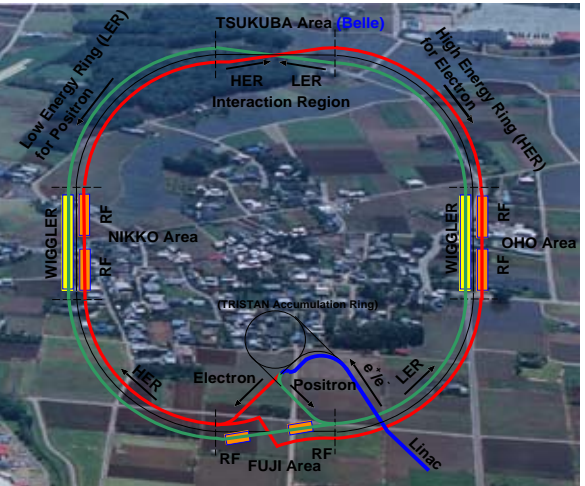
Need O(100x) more data → Next generation B-factories

Peak Luminosity Trends (e^+e^- collider)



How to do it?

→ upgrade the existing KEKB and Belle facility



How to increase the luminosity?

$$L = \frac{\gamma_{e^\pm}}{2er_e} \left(1 + \frac{\sigma_y^*}{\sigma_x^*} \right) \left(\frac{I_{e^\pm} \xi_y^{e^\pm}}{\beta_y^*} \right) \left(\frac{R_L}{R_{\xi_y}} \right)$$


Lorentz factor γ_{e^\pm}
 Beam current I_{e^\pm}
 Beam-beam parameter $\xi_y^{e^\pm}$
 Classical electron radius r_e
 Beam size ratio@IP $\frac{\sigma_y^*}{\sigma_x^*}$
 1 - 2 % (flat beam)
 Vertical beta function@IP β_y^*
 Lumi. reduction factor (crossing angle) & Tune shift reduction factor (hour glass effect) $\frac{R_L}{R_{\xi_y}}$
 0.8 - 1 (short bunch)

- (1) Smaller β_y^***
 - (2) Increase beam currents**
 - (3) Increase ξ_y
- “Nano-Beam” scheme**

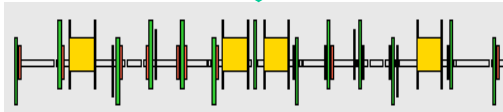
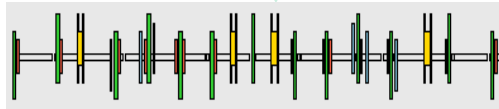
Collision with very small spot-size beams

Invented by Pantaleo Raimondi for SuperB

KEKB → SuperKEKB

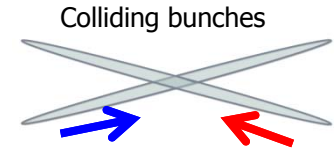
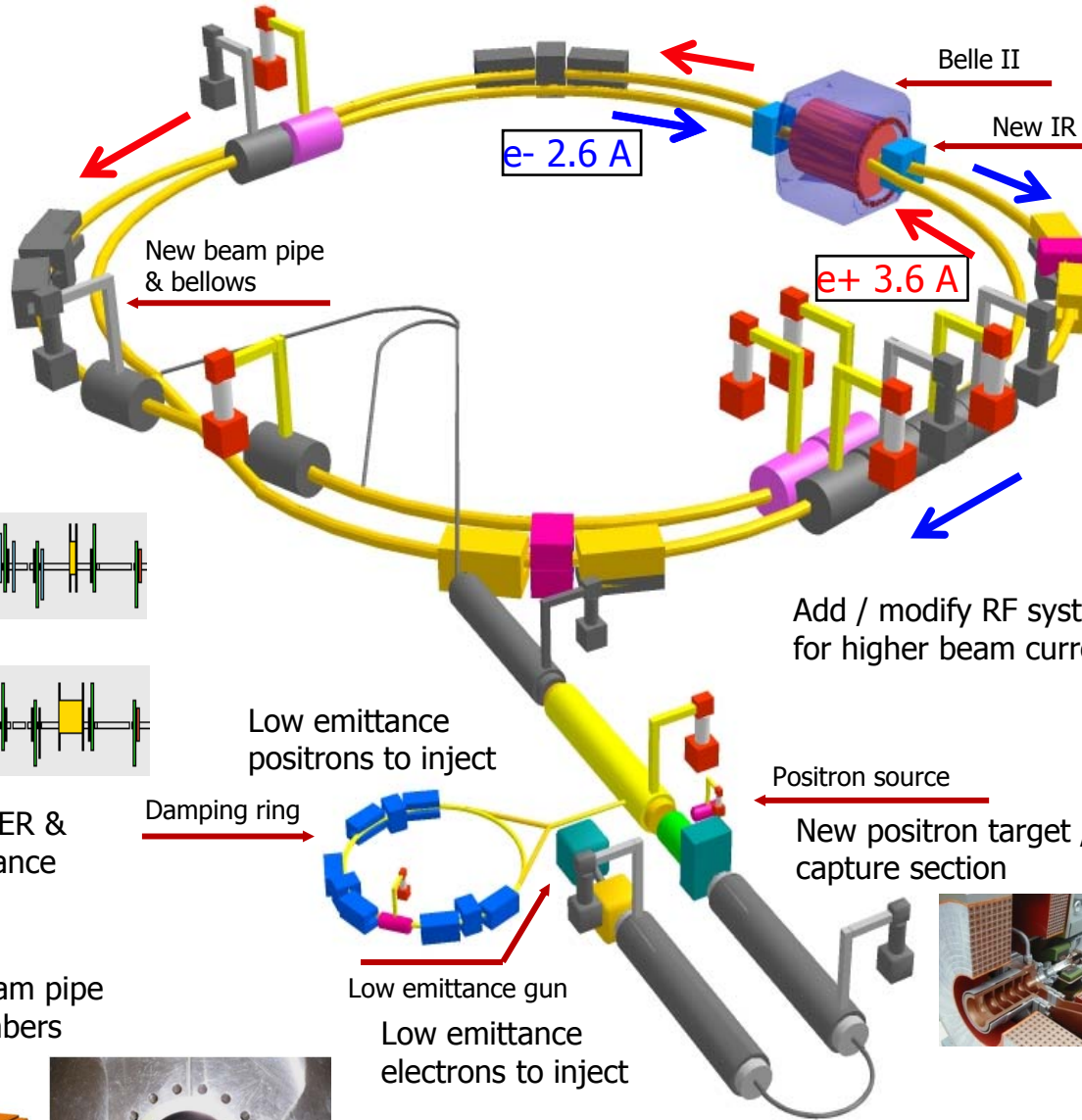
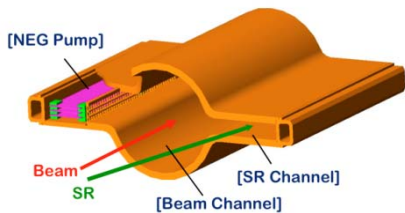


Replace short dipoles with longer ones (LER)



Redesign the lattices of HER & LER to squeeze the emittance

TiN-coated beam pipe with antechambers



New superconducting / permanent final focusing quads near the IP



To get x40 higher luminosity


Installation of 100 new long LER bending magnets done



Installation of HER wiggler chambers in Oho straight section is done.



Add / modify RF systems for higher beam current



Low emittance positrons to inject



Low emittance gun
Low emittance electrons to inject

Damping ring tunnel: built!





Requirements for the Belle II detector

Critical issues at $L = 8 \times 10^{35}/\text{cm}^2/\text{sec}$

▶ **Higher background ($\times 10\text{-}20$)**

- radiation damage and occupancy
- fake hits and pile-up noise in the EM

▶ **Higher event rate ($\times 10$)**

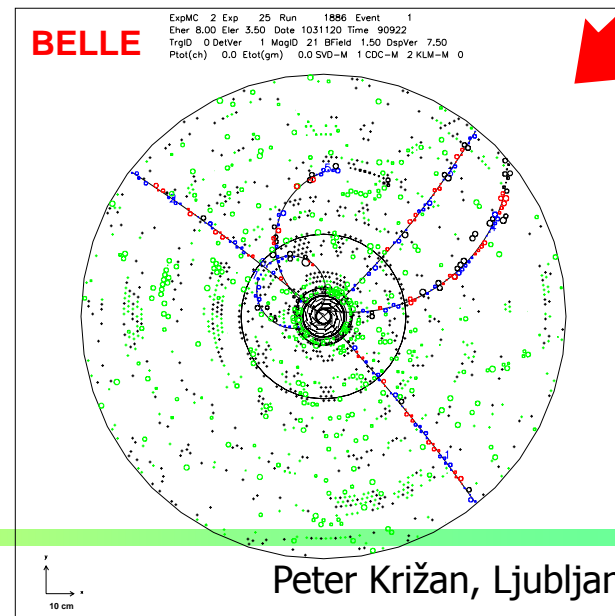

- higher rate trigger, DAQ and computing

▶ **Require special features**

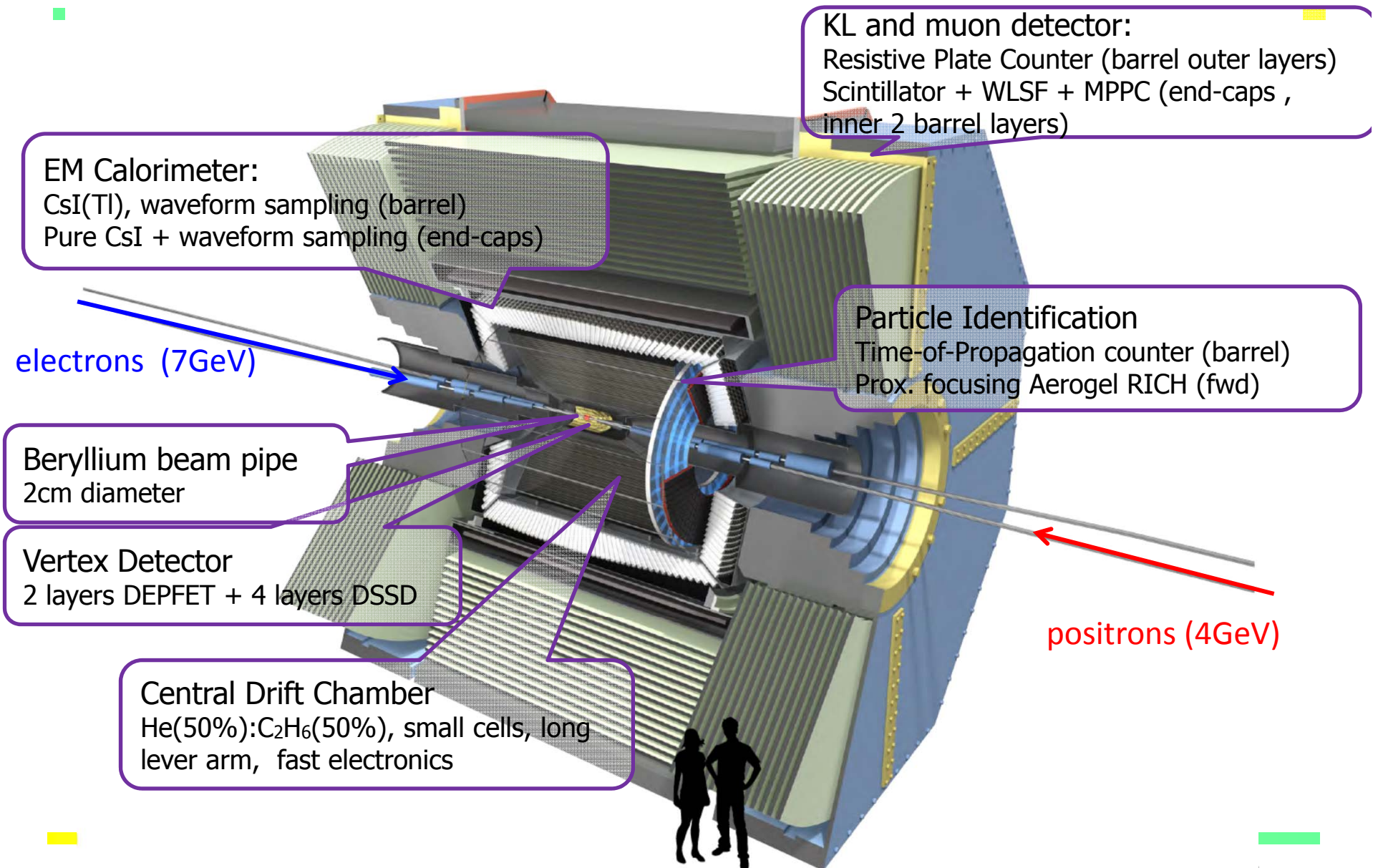
- low $p \mu$ identification $\leftarrow s_{\mu\mu}$ recon. eff.
- hermeticity $\leftarrow \nu$ "reconstruction"

Solutions:

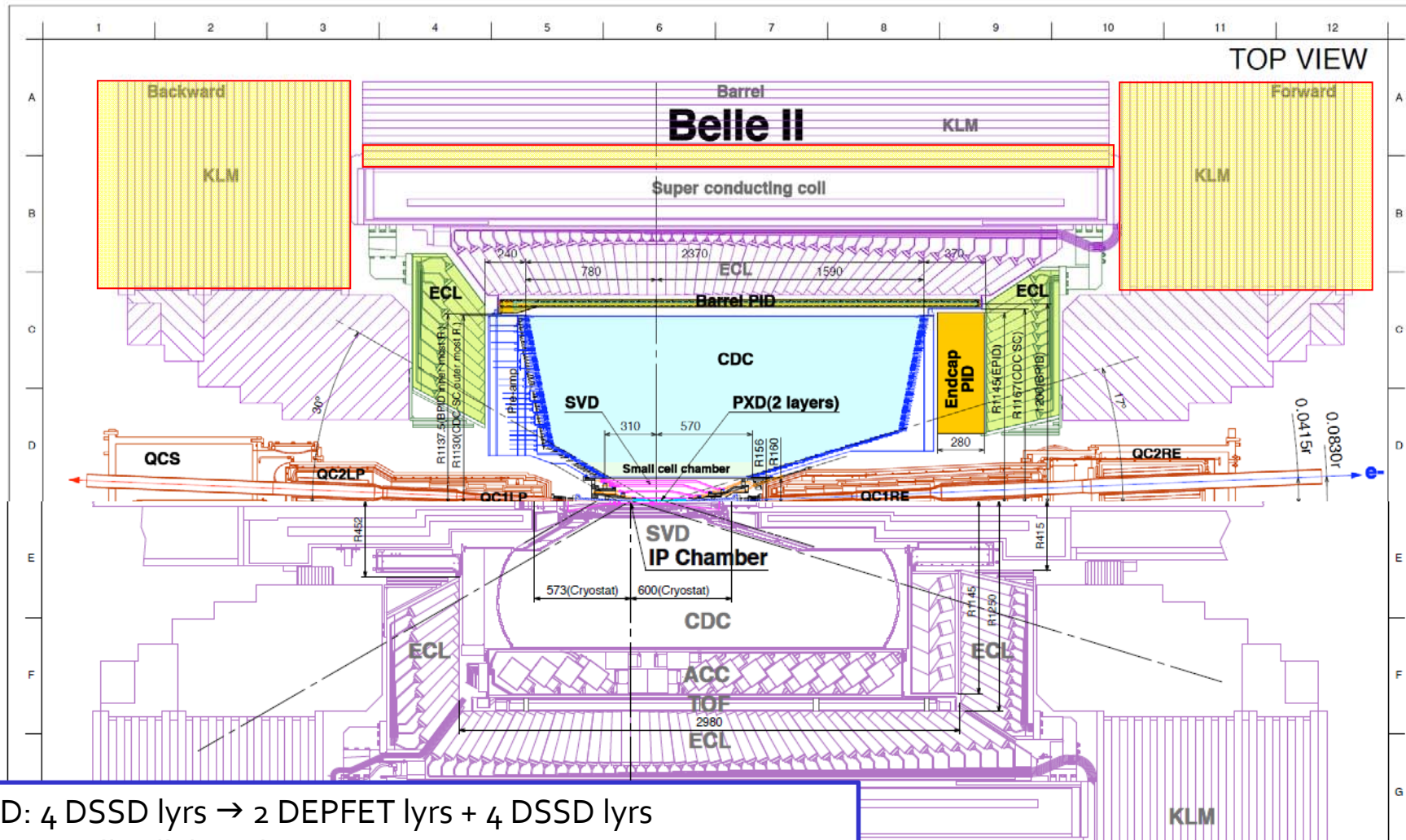
- ▶ Replace inner layers of the vertex detector with a pixel detector.
- ▶ Replace inner part of the central tracker with a silicon strip detector.
- ▶ Better particle identification device
- ▶ Replace endcap calorimeter crystals
- ▶ Faster readout electronics and computing system.



Belle II Detector





Belle II Detector (in comparison with Belle)



SVD: 4 DSSD lyrs → 2 DEPFET lyrs + 4 DSSD lyrs
 CDC: small cell, long lever arm
 ACC+TOF → TOP+A-RICH
 ECL: waveform sampling (+pure CsI for endcaps)
 KLM: RPC → Scintillator +MPPC (endcaps, barrel inner 2 lyrs)

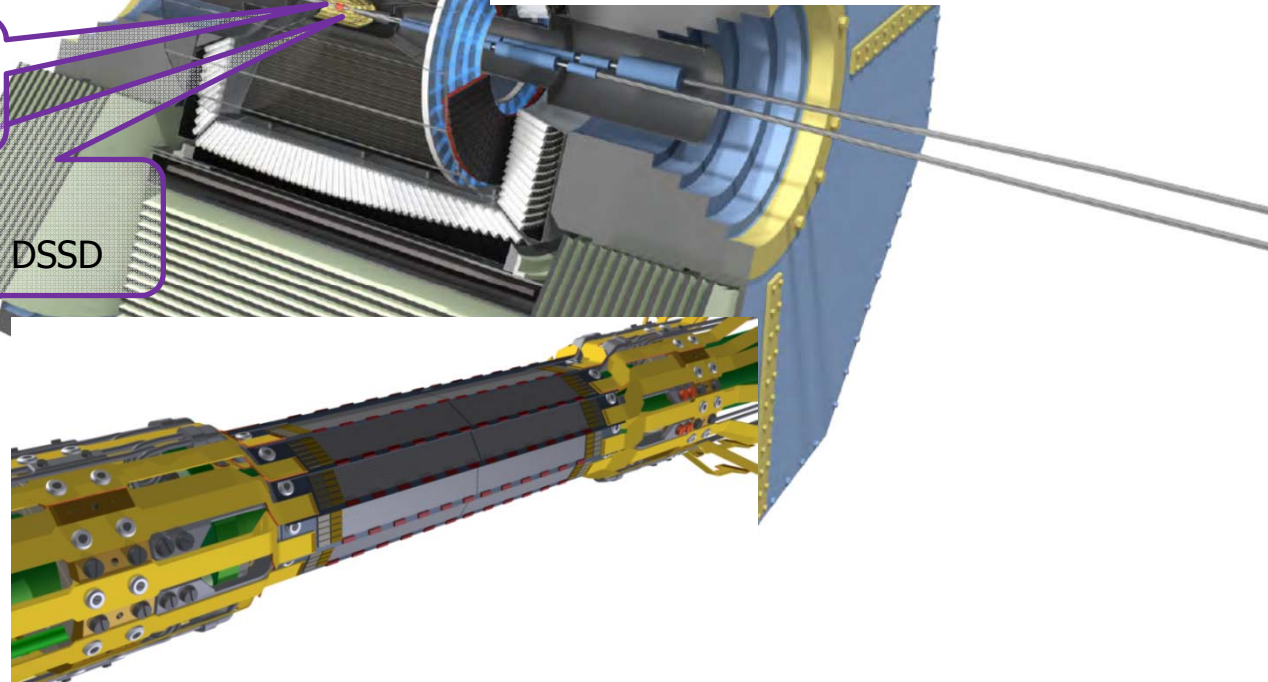
In colours: new components

Belle II Detector – vertex region



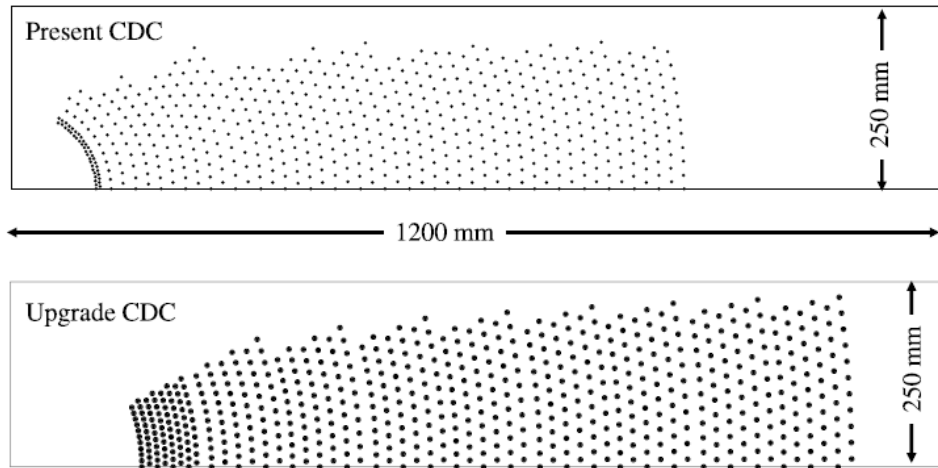
Beryllium beam pipe
2cm diameter

Vertex Detector
2 layers DEPFET + 4 layers DSSD




Belle II CDC

Wire Configuration



Much bigger than in Belle!



Wire stringing in a clean room

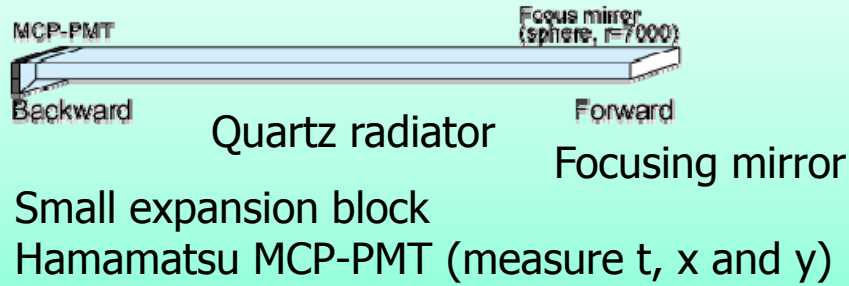
- thousands of wires,
- 1 year of work...




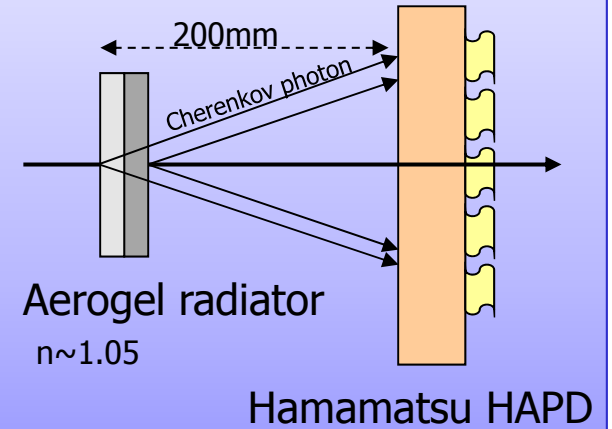


Particle Identification Devices

Barrel PID: Time of Propagation Counter (TOP)



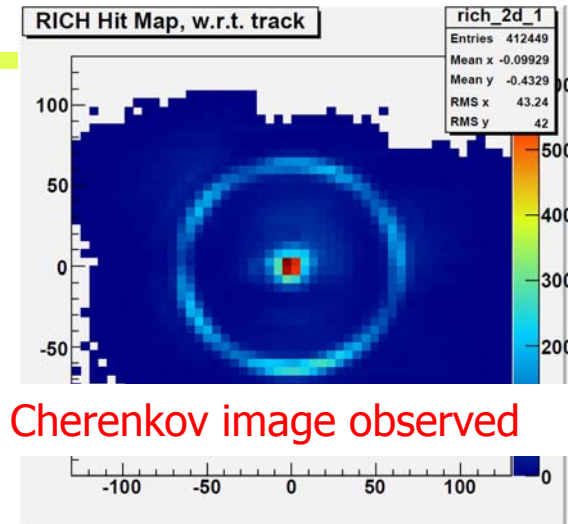

Endcap PID: Aerogel RICH (ARICH)



Peter Križan, Ljubljana

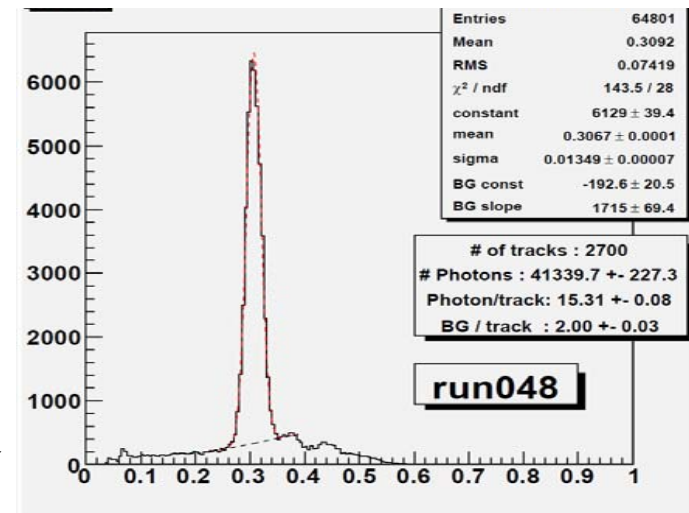


Aerogel RICH (endcap PID)



Clear Cherenkov image observed

Cherenkov angle distribution

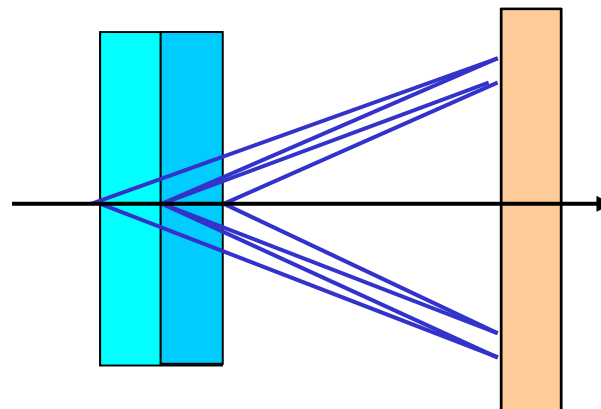


6.6 σ π/K at 4GeV/c!

Peter Križan, Ljubljana

RICH with a novel "focusing" radiator – a two layer radiator

Employ multiple layers with different refractive indices \rightarrow Cherenkov images from individual layers overlap on the photon detector.



The Belle II Collaboration



A very strong group of ~ 480 highly motivated scientists!

SuperKEKB/Belle II Status

Funding

- ~100 MUS for machine approved in 2009 -- Very Advanced Research Support Program (FY2010-2012)
- Full approval by the Japanese government in December 2010; the project was finally in the JFY2011 budget as approved by the Japanese Diet end of March 2011
- Most of non-Japanese funding agencies have also already allocated sizable funds for the upgrade of the detector.

Fortunately little damage during the March 2011 earthquake → no delay

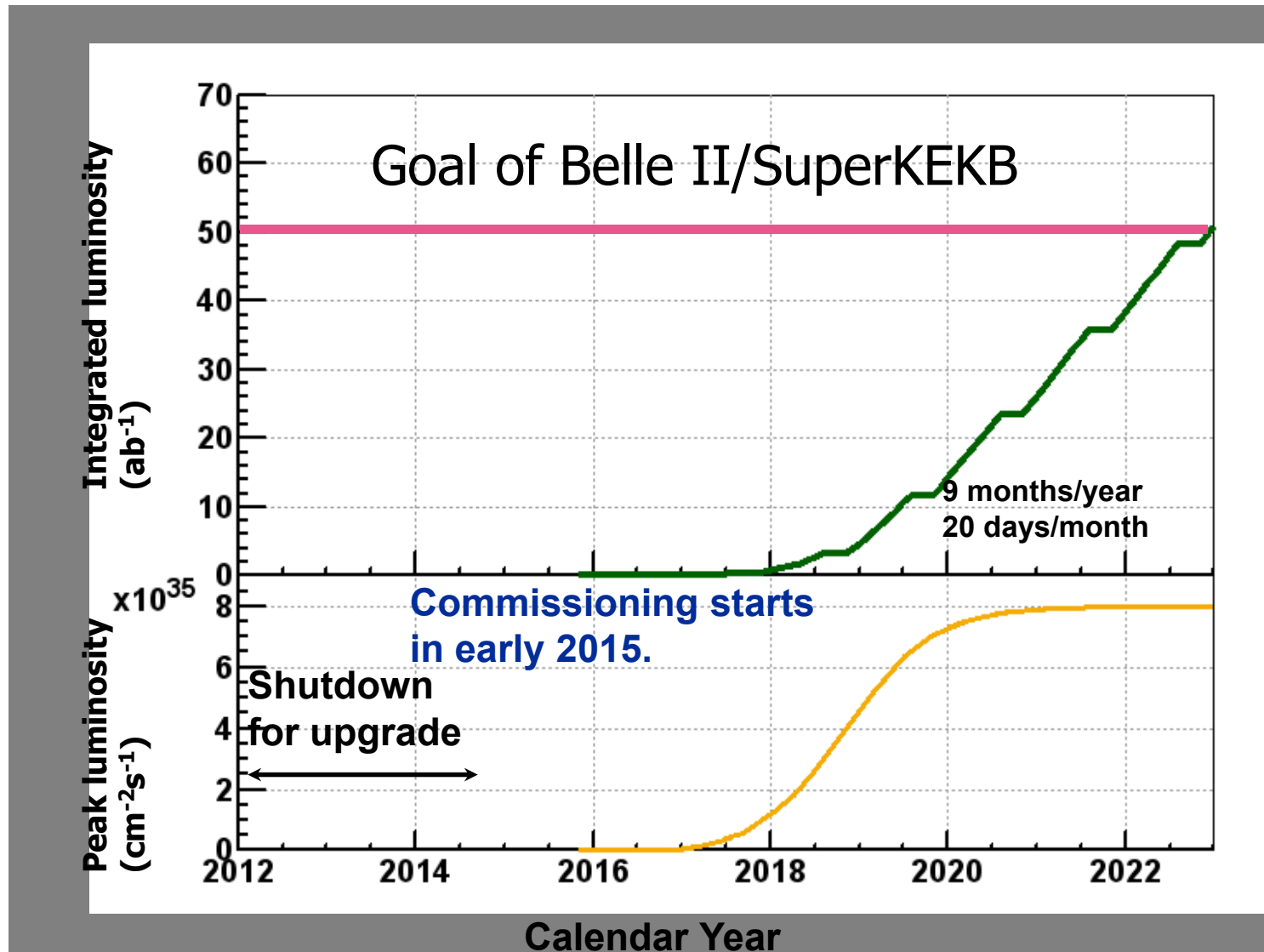
3

Ground breaking ceremony in November 2011

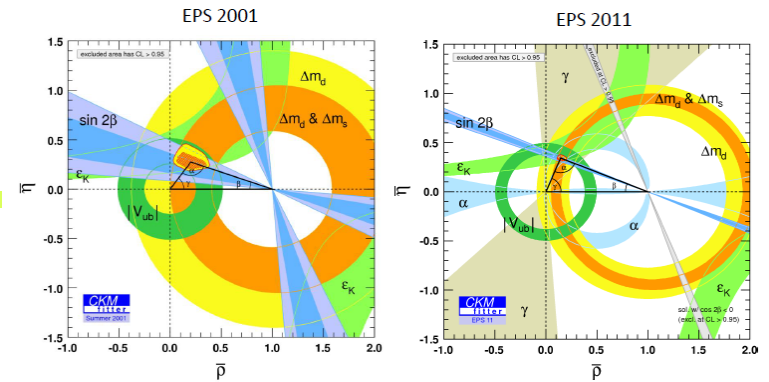
SuperKEKB and Belle II construction proceeds according to the schedule.

The Italian super B factory project SuperB was unfortunately canceled, some of the former SuperB collaborators have joined/will join Belle II.

SuperKEKB luminosity projection



Summary



- B factories have proven to be an excellent tool for flavour physics, with **reliable long term** operation, constant **improvement** of the performance, **achieving and surpassing** design performance
- Super B factory at KEK under construction 2010-15 → SuperKEKB+Belle II, **L x40, construction at full speed** – the biggest particle physics project under preparation
- Expect a new, exciting era of discoveries, complementary to the LHC

