

Belle and SuperBelle

Peter Križan

University of Ljubljana and J. Stefan Institute

Seminar, University College London, May 8, 2009

- Highlights from Belle
- Physics case for the Super B factories
- Accelerator and detector upgrade
- Summary

'SuperBelle' → since this Tuesday officially **Belle II**

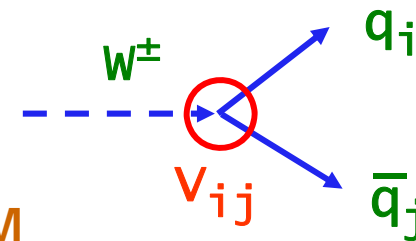
B factory physics program

B factory main task: measure CP violation in the system of B mesons

specifically: various measurements of complex elements of Cabbibo-Kobayashi-Maskawa matrix

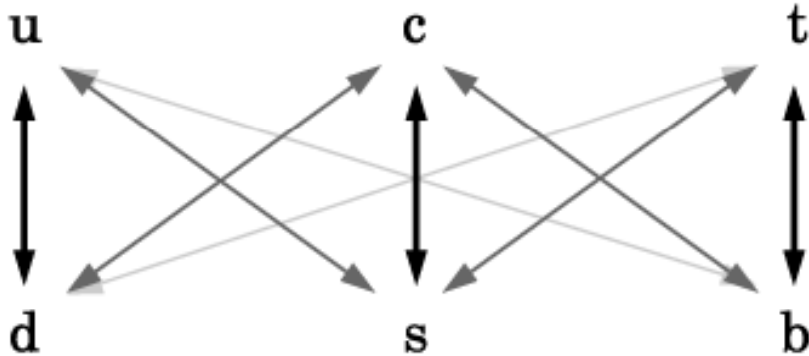
CKM matrix is **unitary**

deviations could signal processes not included in SM



$$\begin{pmatrix} V_{ud} & V_{us} & V_{ub} \\ V_{cd} & V_{cs} & V_{cb} \\ V_{td} & V_{ts} & V_{tb} \end{pmatrix} = \begin{pmatrix} 1-\lambda^2/2 & \lambda & A\lambda^3(\bar{\rho}-i\bar{\eta}) \\ -\lambda & 1-\lambda^2/2 & A\lambda^2 \\ A\lambda^3(1-\bar{\rho}-i\bar{\eta}) & -A\lambda^2 & 1 \end{pmatrix}$$

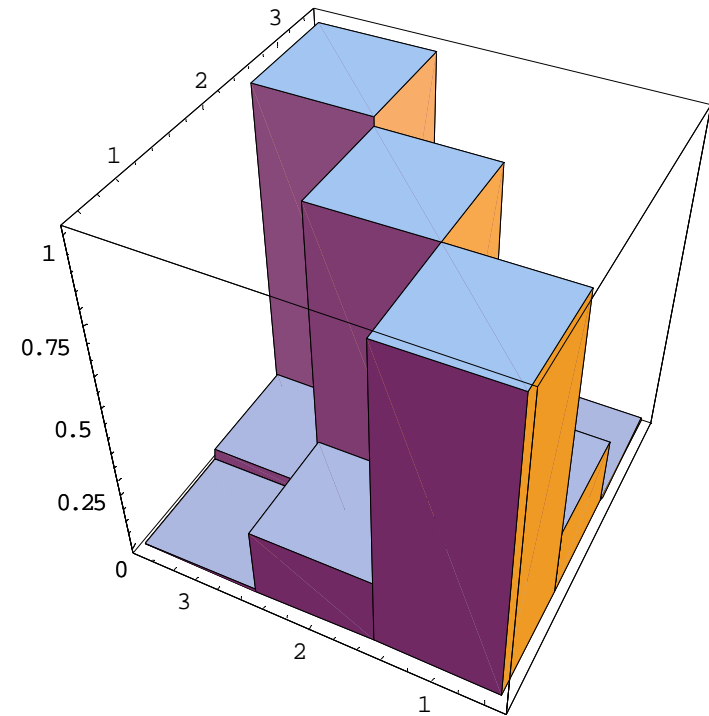
CKM matrix



Transitions between members of the same family more probable (=thicker lines) than others

→CKM: almost a diagonal matrix, but not completely →

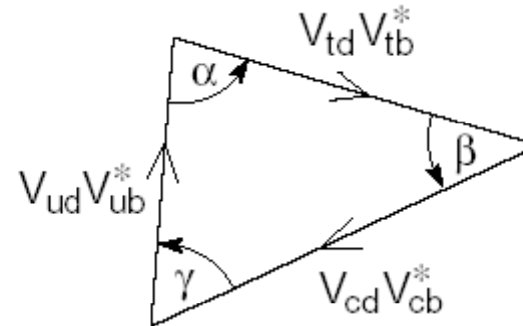
→CKM: almost real, but not completely...



Unitarity triangle

Unitarity condition:

$$V_{ud}V_{ub}^* + V_{cd}V_{cb}^* + V_{td}V_{tb}^* = 0$$



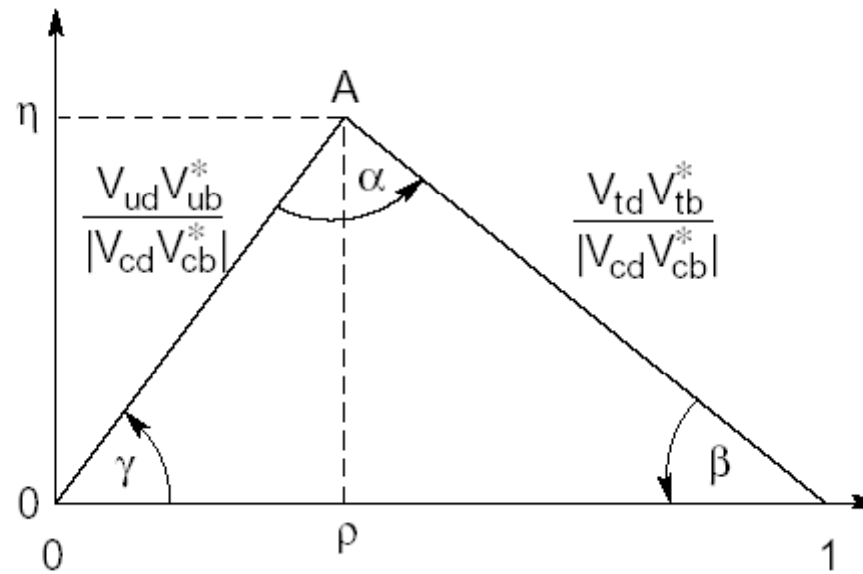
(a)

Another notation:

$$\phi_1 = \beta$$

$$\phi_2 = \alpha$$

$$\phi_3 = \gamma$$

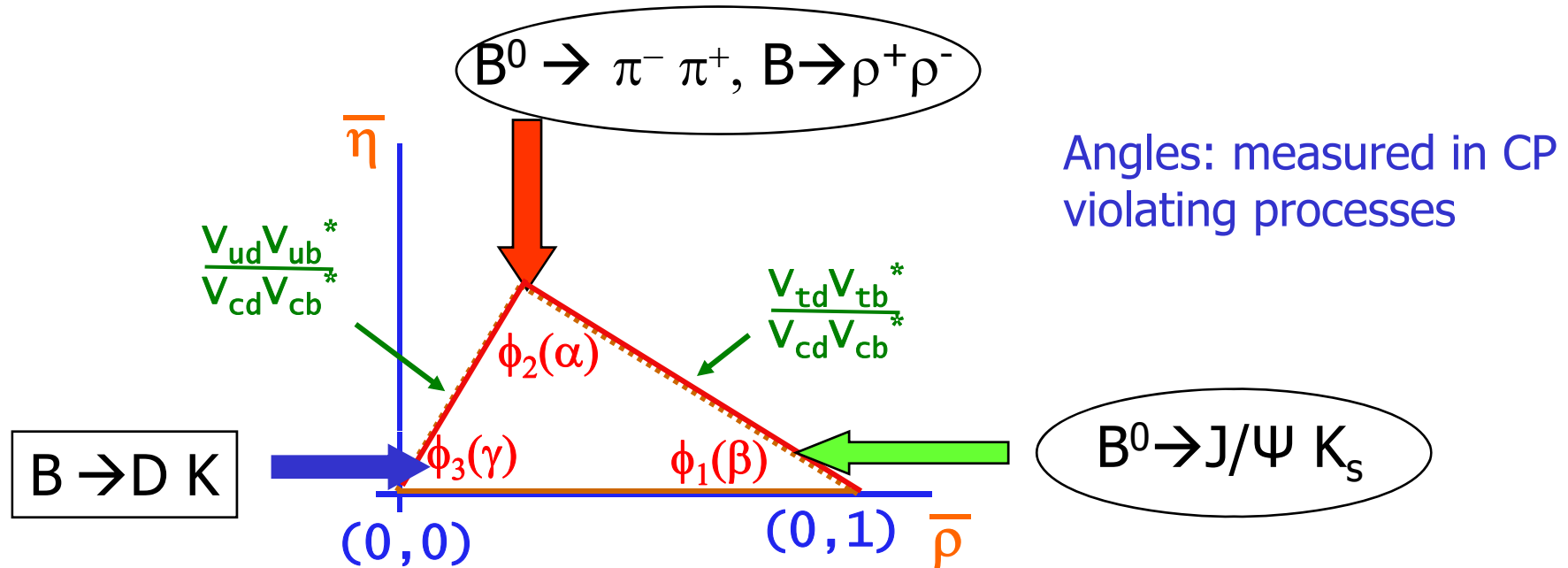


7-92

(b)

7204A5

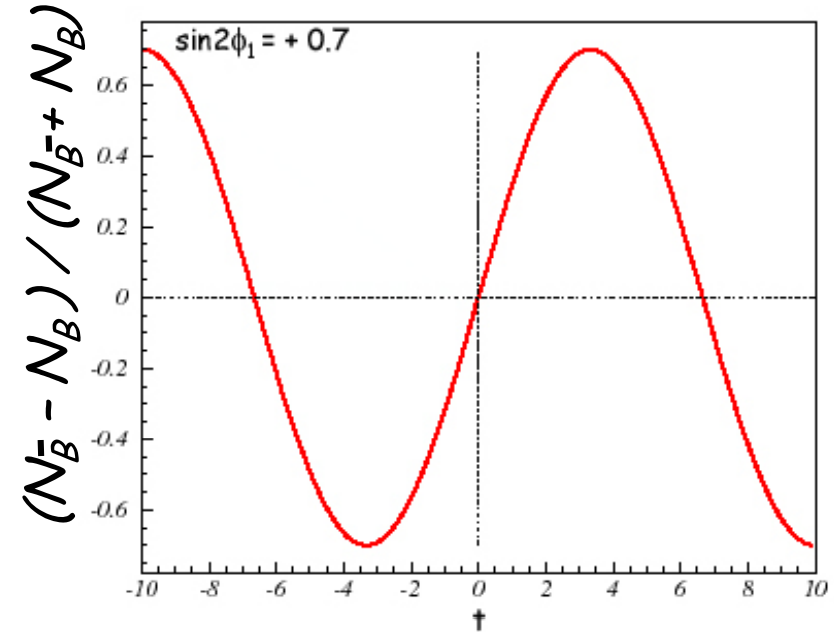
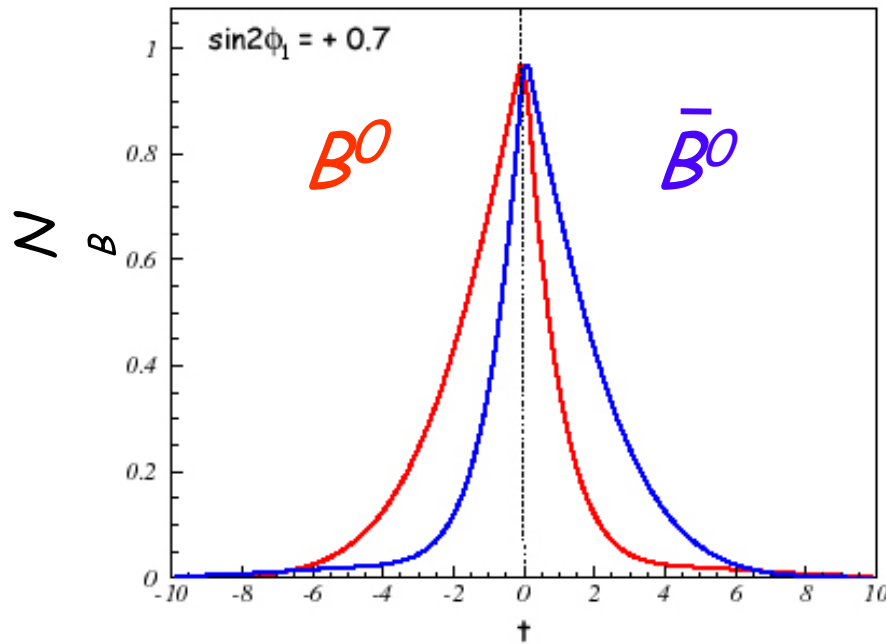
Three Angles: (ϕ_1, ϕ_2, ϕ_3) or (β, α, γ)



Big Questions: *Are determinations of angles consistent with determinations of the sides of the triangle? Are angle determinations from *loop* and *tree* decays consistent?*

CP Violation in B decays to CP eigenstates f_{CP}

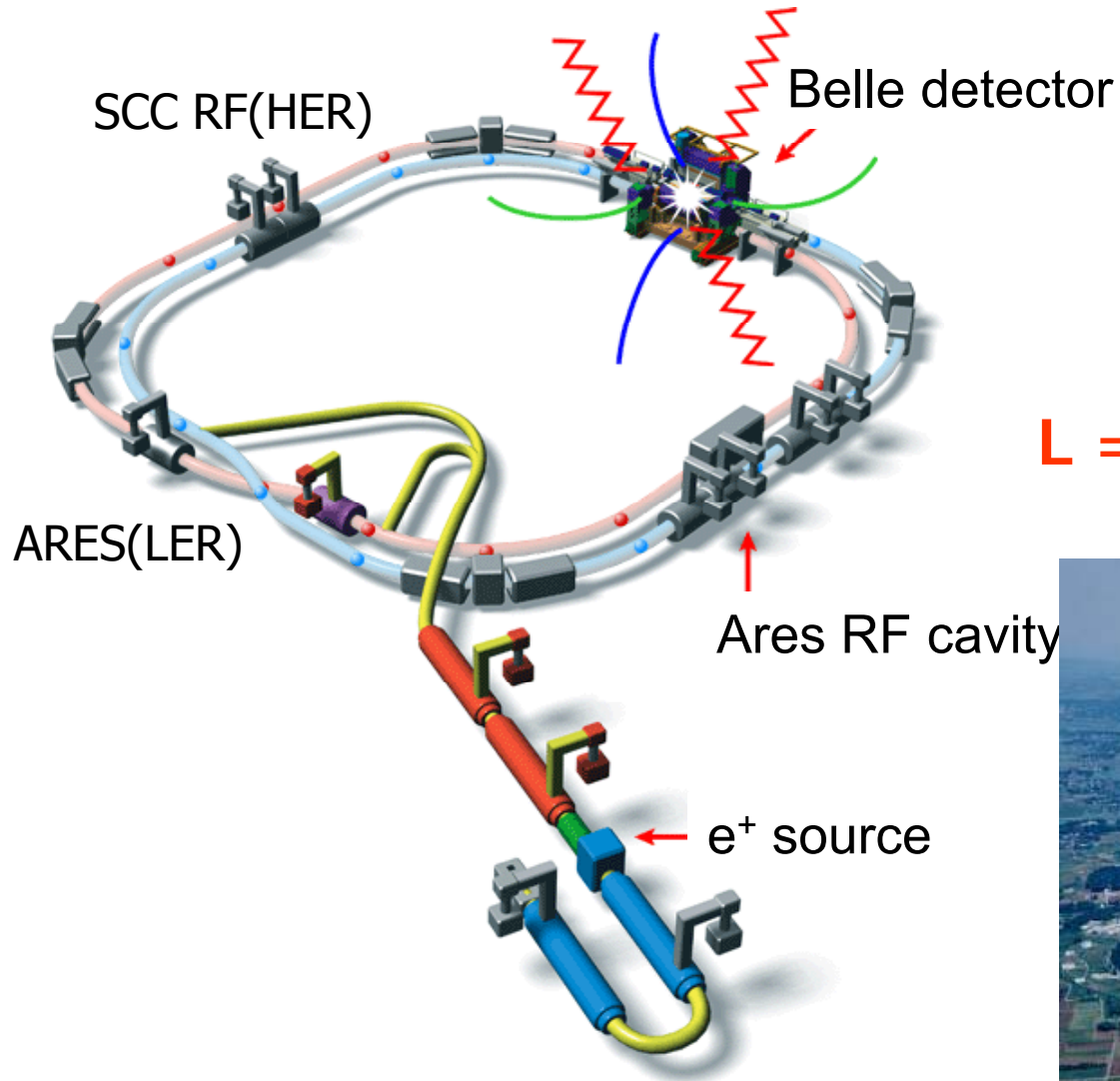
example: $B^0 \rightarrow J/\psi K_S$



$$\rightarrow A_{CP}(t) = \frac{\Gamma(\bar{B}^0(t) \rightarrow f_{CP}) - \Gamma(B^0(t) \rightarrow f_{CP})}{\Gamma(\bar{B}^0(t) \rightarrow f_{CP}) + \Gamma(B^0(t) \rightarrow f_{CP})} = \xi_f \sin 2\phi_1 \sin \Delta m_B t$$

$$\xi_f = \pm 1 \text{ for } CP = \pm 1$$

The KEKB Collider



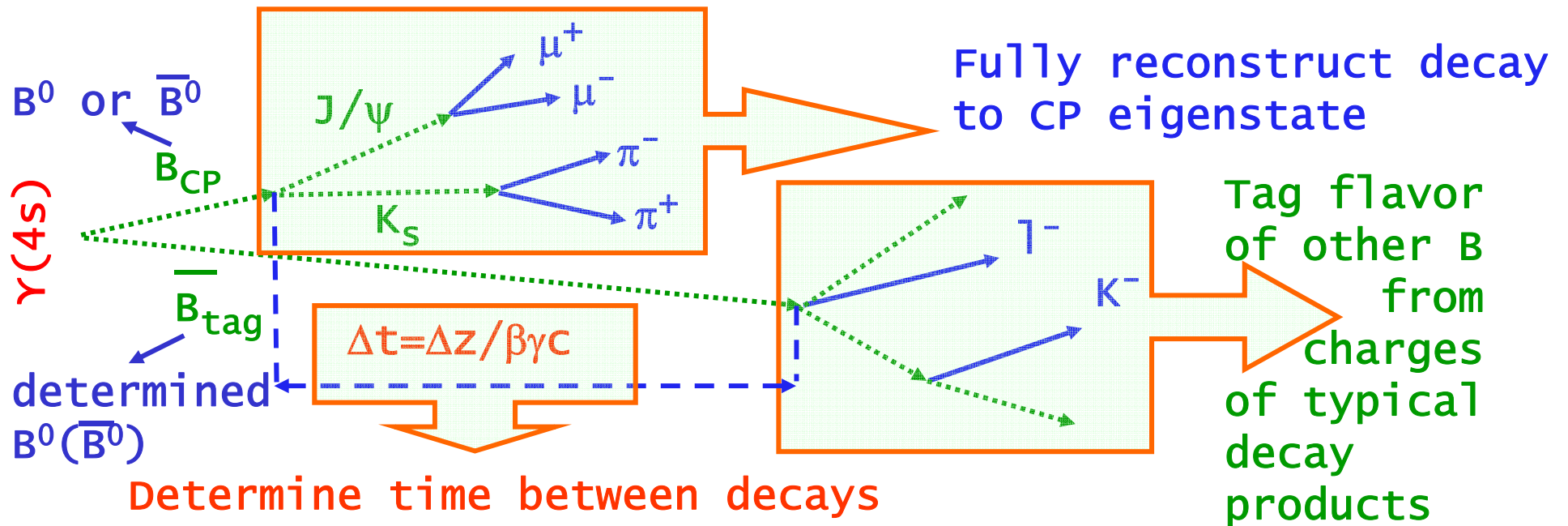
8 x 3.5 GeV
22mrad crossing angle

World record:

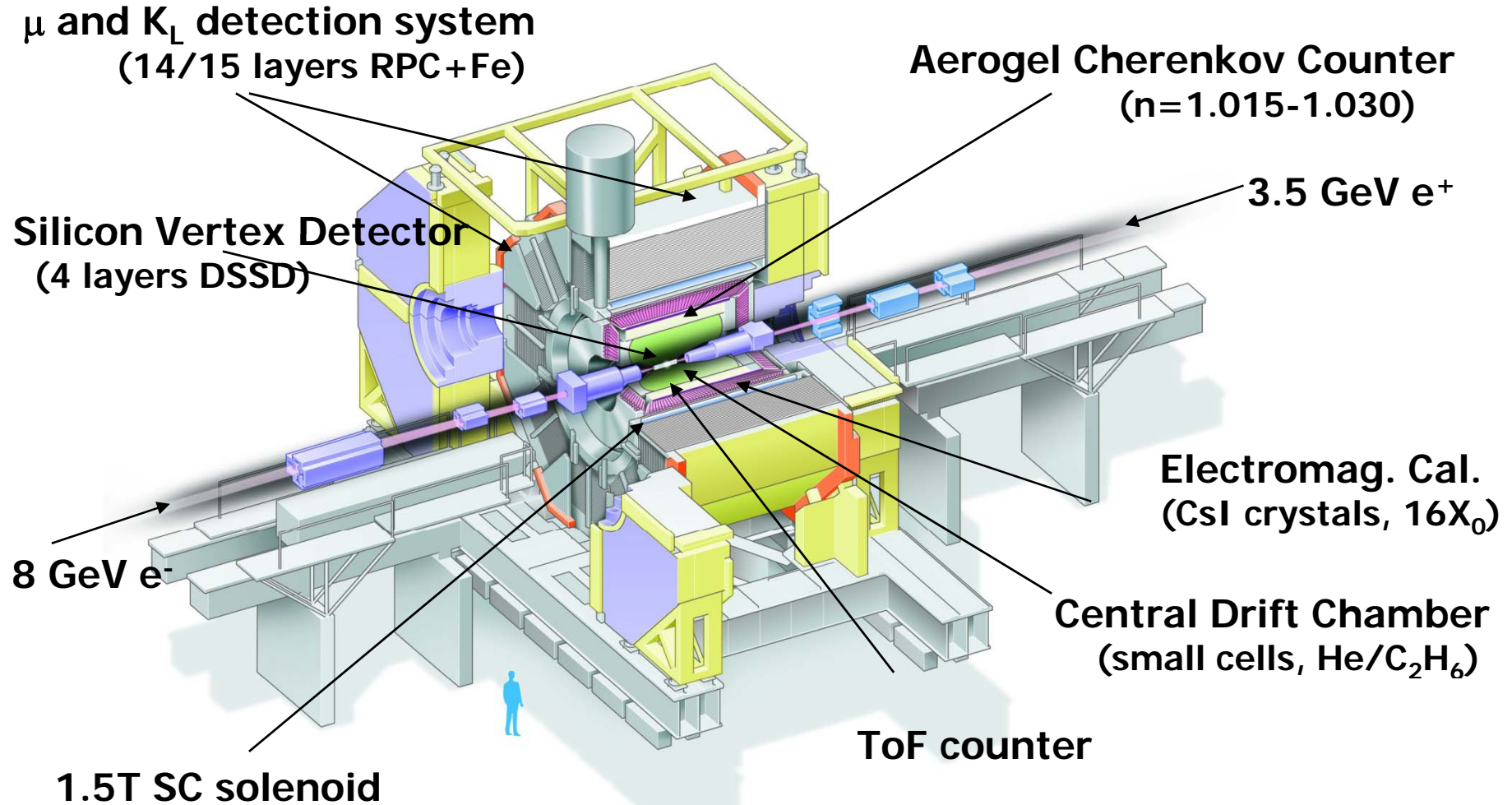
$$L = 1.96 \times 10^{34} / \text{cm}^2 / \text{sec}$$



Principle of measurement



Belle spectrometer at KEK-B



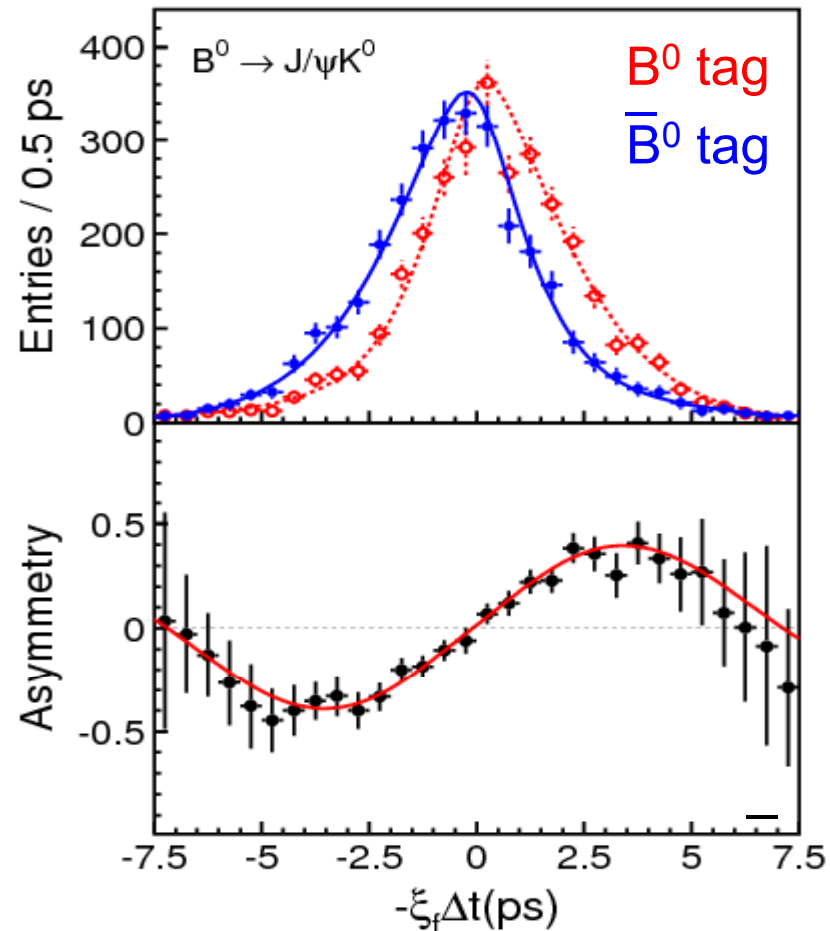
+ an extremely well operating KEK-B collider →

CP violation in the B system

CP violation in B system:
 from the **discovery**
 (2001) to a **precision**
measurement (2006)

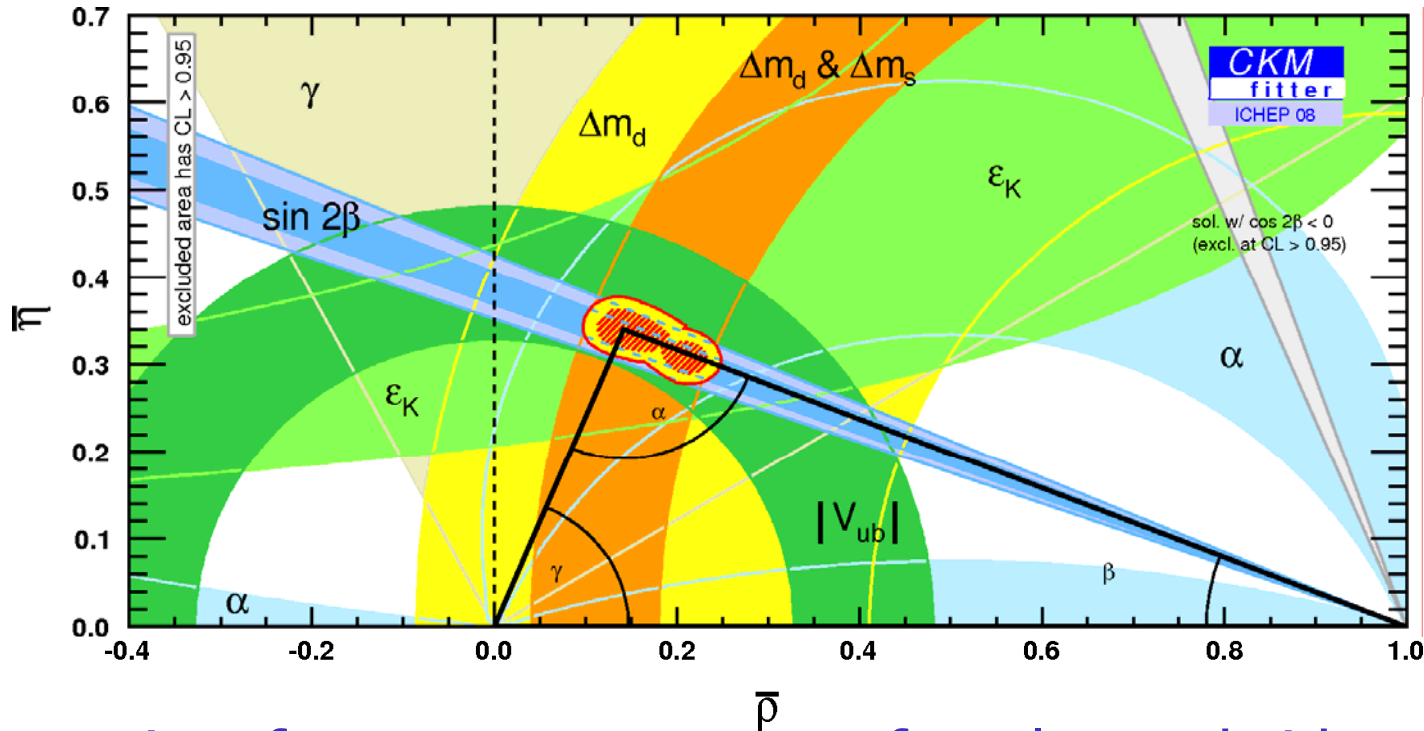
$\sin 2\phi_1 = \sin 2\beta$ from $b \rightarrow ccs$

535 M $B\bar{B}$ pairs



$$\sin 2\phi_1 = 0.642 \pm 0.031 \text{ (stat)} \pm 0.017 \text{ (syst)}$$

All measurements combined...


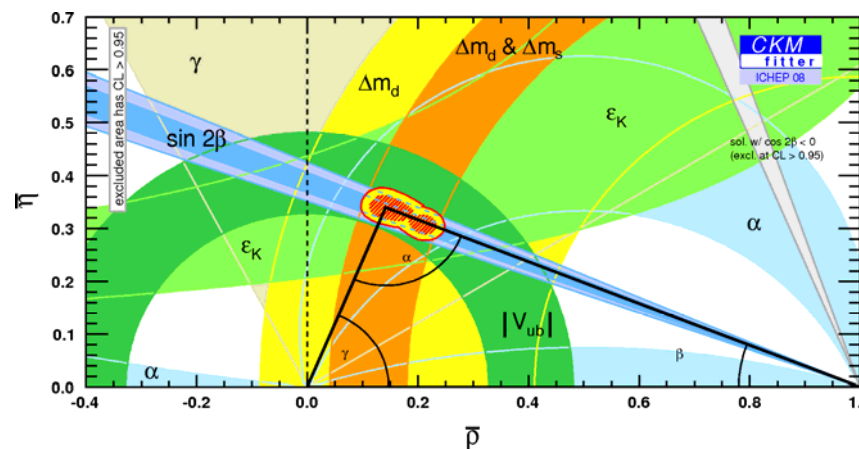


Constraints from measurements of angles and sides of the unitarity triangle

→ Remarkable agreement

Consistent picture

Relations between
 parameters as expected in
 the Standard model →



Nobel prize 2008!



Peter Križan, Ljubljana

Also for us a good reason to celebrate...

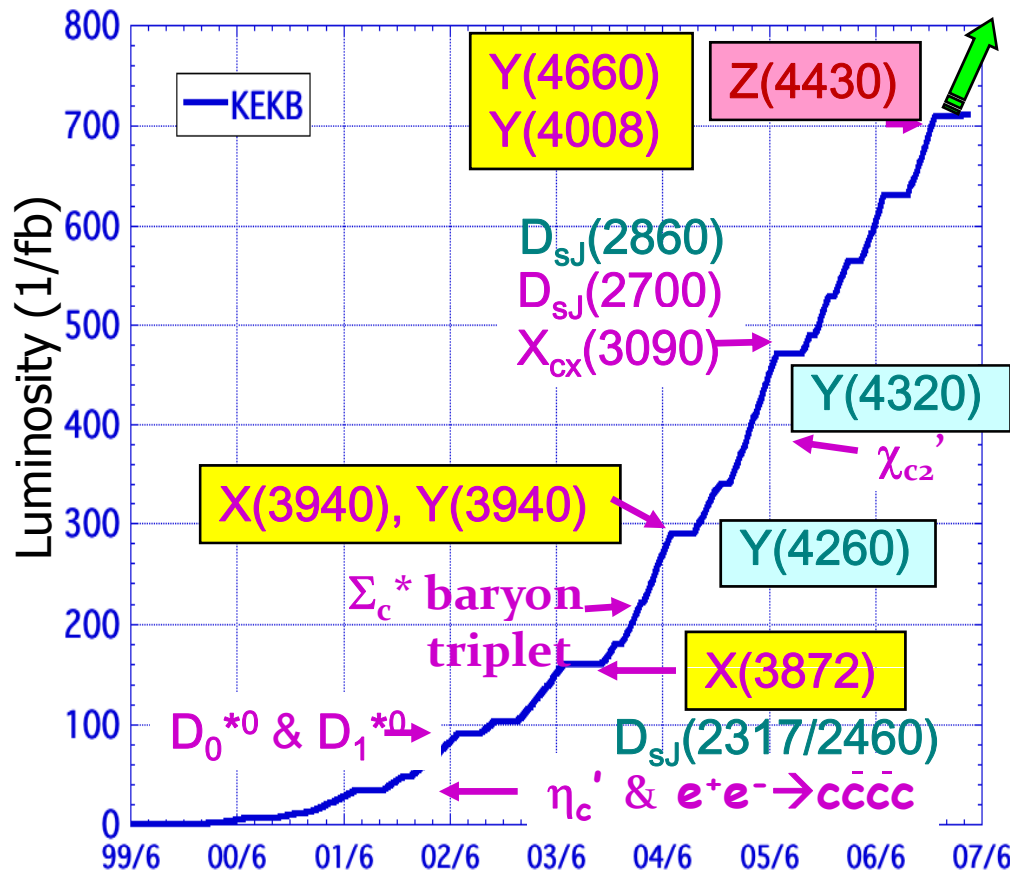


B factories: a success story

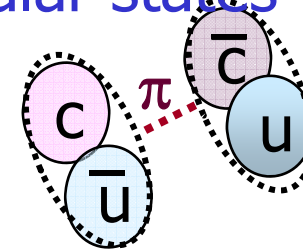
- Measurements of **CKM** matrix elements and **angles** of the unitarity triangle
- Observation of **direct** CP violation in B decays
- Measurements of rare decay modes (e.g., $B \rightarrow \tau \nu$, $D \tau \nu$) by fully reconstructing the other B meson
- Observation of **D mixing**
- CP violation in $b \rightarrow s$ transitions: probe for new sources if CPV
- Forward-backward asymmetry (A_{FB}) in $b \rightarrow s l^+ l^-$ has become a powerful tool to search for physics beyond SM.
- Observation of new hadrons

New hadrons at B-factories

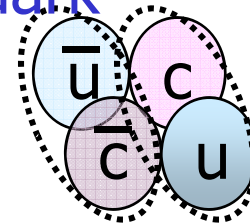
Discoveries of many new hadrons at B-factories have shed light on a new class of hadrons beyond the ordinary mesons.



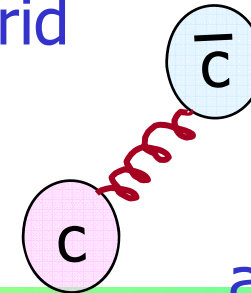
Molecular states



Tetra-quark



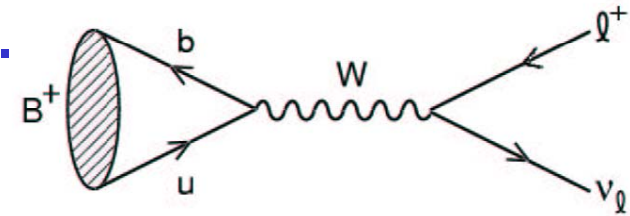
Hybrid



and more...

Purely leptonic decay $B \rightarrow \tau \nu$

- Challenge: B decay with at least two neutrinos
- Proceeds via W annihilation in the SM.



- Branching fraction

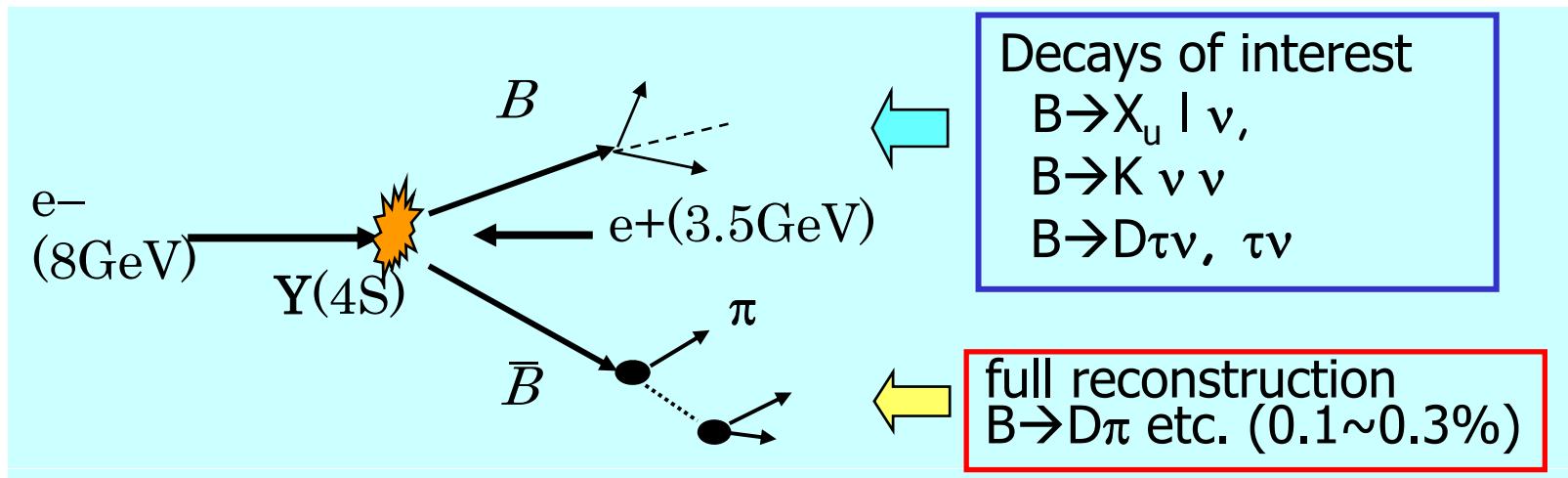
$$\mathcal{B}(B^- \rightarrow \ell^- \bar{\nu}) = \frac{G_F^2 m_B m_\ell^2}{8\pi} \left(1 - \frac{m_\ell^2}{m_B^2}\right)^2 f_B^2 |V_{ub}|^2 \tau_B$$

- Provide information of $f_B |V_{ub}|$
 - $|V_{ub}|$ from $B \rightarrow X_u \ell \nu$ $\rightarrow f_B$ \leftrightarrow cf) Lattice
 - $\text{Br}(B \rightarrow \tau \nu) / \Delta m_d$ $\rightarrow |V_{ub}| / |V_{td}|$

- Limits on charged Higgs

Full Reconstruction Method

- Fully reconstruct one of the B's to
 - Tag B flavor/charge
 - Determine B momentum
 - Exclude decay products of one B from further analysis

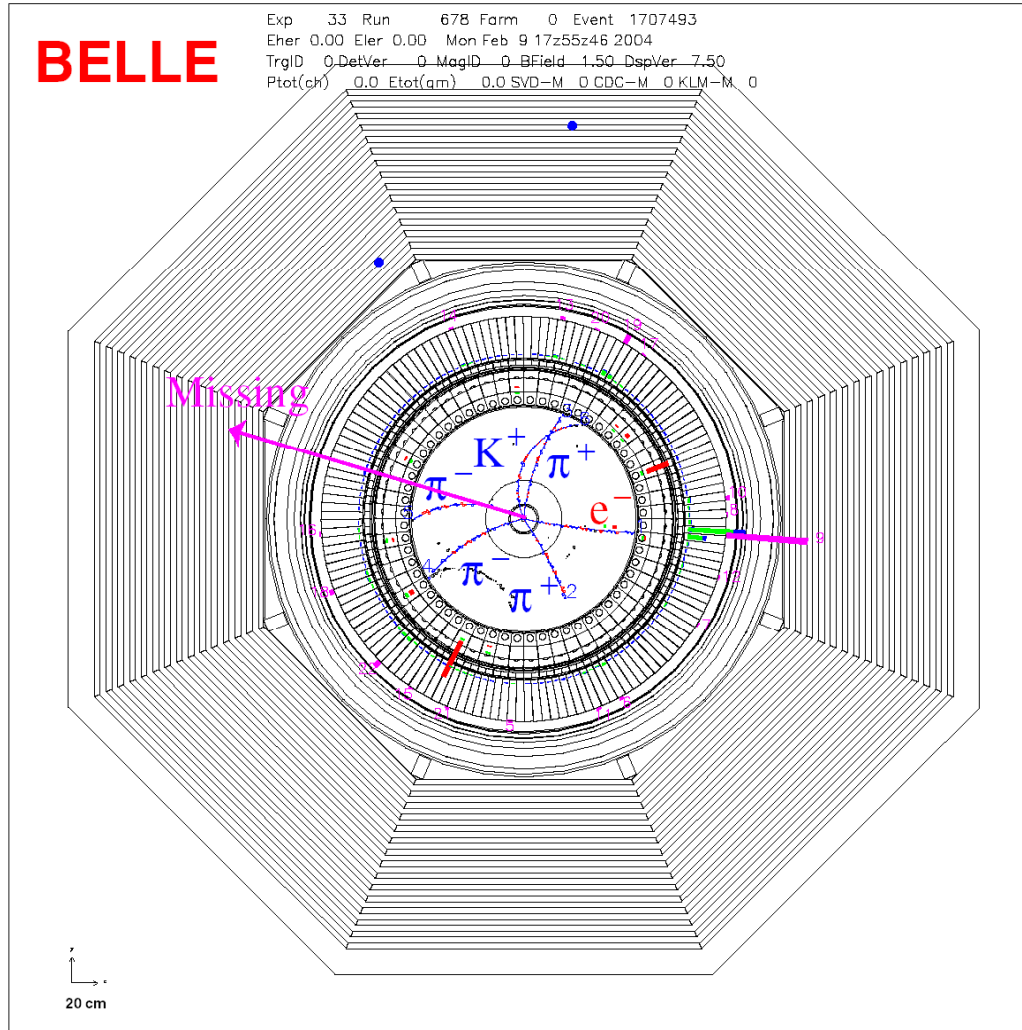


→ Offline B meson beam!

Powerful tool for B decays with several neutrinos

Event candidate $B^- \rightarrow \tau^- \nu_\tau$

$$\begin{aligned}
 B^+ &\rightarrow D^0 \pi^+ \\
 &\quad (\rightarrow K \pi^- \pi^+ \pi^-) \\
 B^- &\rightarrow \tau (\rightarrow e \nu \bar{\nu}) \nu
 \end{aligned}$$



$B \rightarrow \tau \nu$

τ decay modes

$$\tau^- \rightarrow \mu^- \nu \bar{\nu}, e^- \nu \bar{\nu}$$

$$\tau^- \rightarrow \pi^- \nu, \pi^- \pi^0 \nu, \pi^- \pi^+ \pi^- \nu$$

- Cover 81% of τ decays
- Efficiency 15.8%

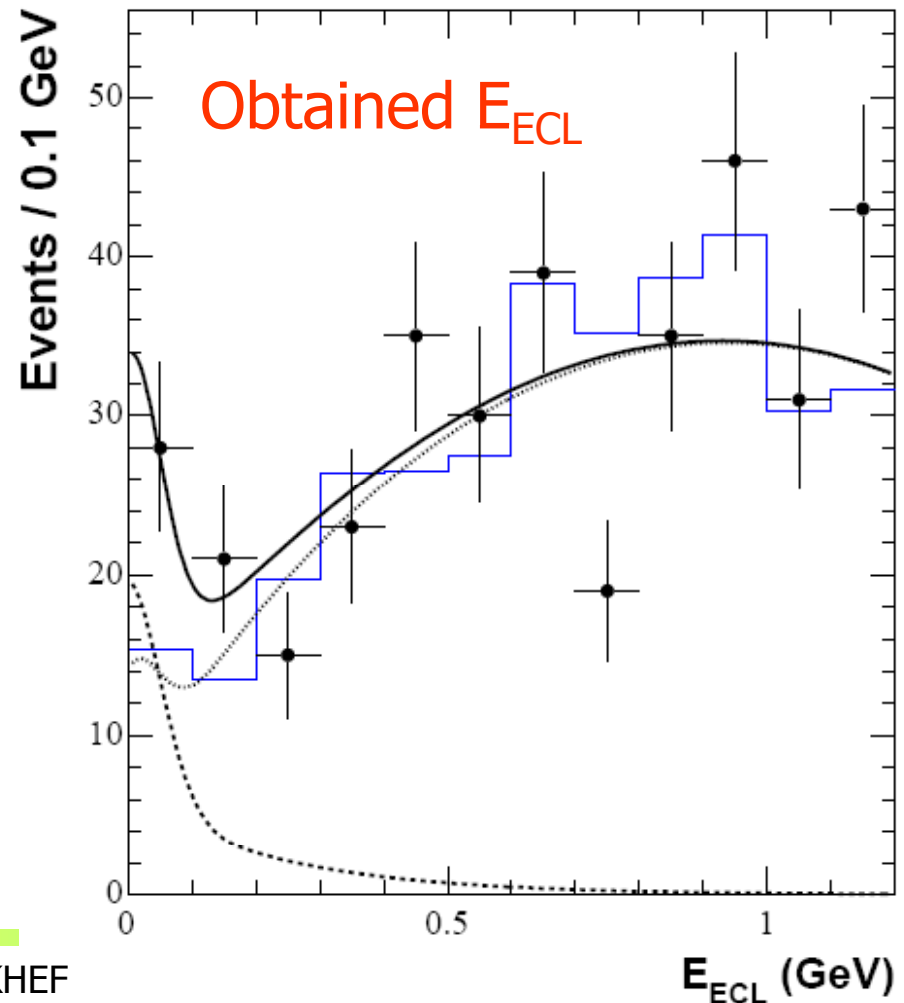
Event selection

- Main discriminant: extra neutral ECL energy


Fit to $E_{\text{residual}} \rightarrow 17.2^{+5.3}_{-4.7}$
 signal events.

$\rightarrow 3.5\sigma$ significance
 including systematics

Phys. Rev. Lett. 97, 251802 (2006)



B \rightarrow $\tau \nu_\tau$



$$\text{BF}(B^+ \rightarrow \tau^+ \nu_\tau) = (1.79_{-0.49-0.51}^{+0.56+0.46}) \times 10^{-4}$$

$$\Gamma^{SM}(B^+ \rightarrow \ell^+ \nu) = \frac{G_F^2}{8\pi} |V_{ub}|^2 f_B^2 m_B m_\ell^2 \left(1 - \frac{m_\ell^2}{m_B^2}\right)$$

\rightarrow Product of B meson decay constant f_B and CKM matrix element $|V_{ub}|$

$$f_B \times V_{ub} = (10.1_{-1.4-1.4}^{+1.6+1.3}) \times 10^{-4} \text{ GeV}$$

Using $|V_{ub}| = (4.39 \pm 0.33) \times 10^{-3}$ from HFAG

$$f_B = 229_{-31-37}^{+36+34} \text{ MeV}$$

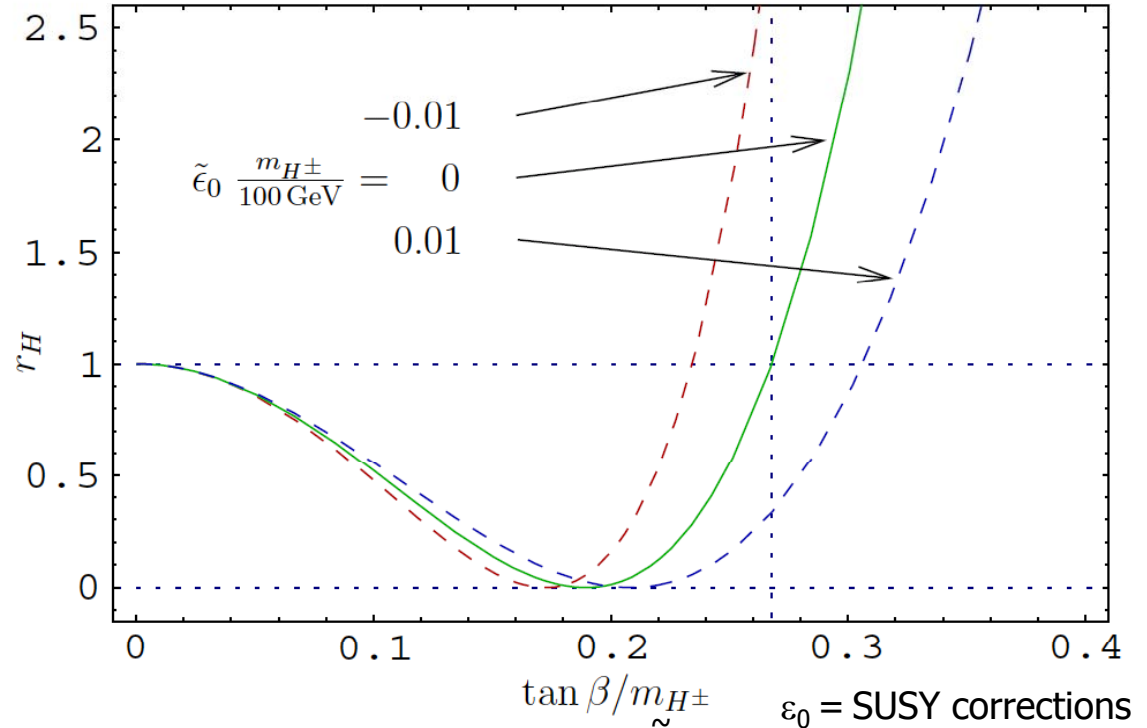
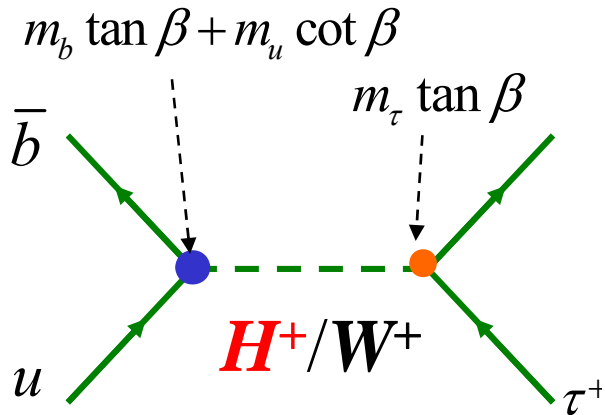
$$\begin{array}{c} \uparrow \quad \uparrow \\ 15\% \quad 15\% = 13\%(\text{exp.}) + 8\%(V_{ub}) \end{array}$$

First measurement of f_B !

$f_B = (216 \pm 22) \text{ MeV}$ from unquenched lattice calculation

[HPQCD, Phys. Rev. Lett. 95, 212001 (2005)]

Charged Higgs contribution to $B \rightarrow \tau \nu$



$$\mathcal{B}(B \rightarrow \tau \nu) = \mathcal{B}(B \rightarrow \tau \nu)_{\text{SM}} \times r_H,$$

$$r_H = \left(1 - \frac{m_B^2}{m_H^2} \tan^2 \beta \right)^2$$

$\epsilon_0 =$ SUSY corrections to b Yukawa coupling

The interference is destructive in 2HDM (type II). $\mathcal{B} > \mathcal{B}_{\text{SM}}$ implies that H^+ contribution dominates


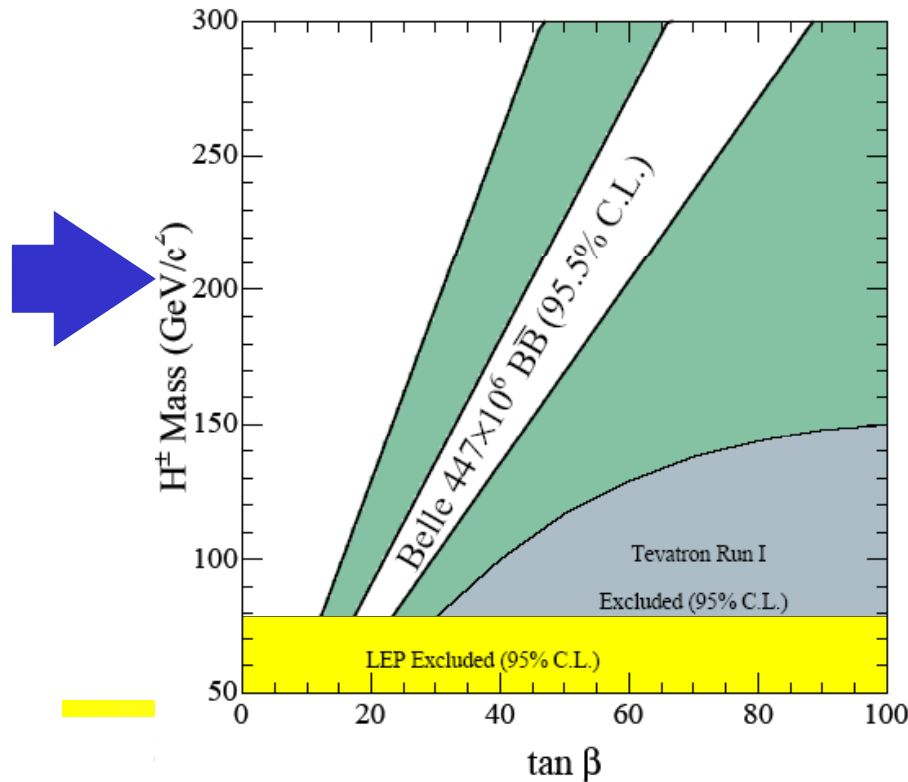
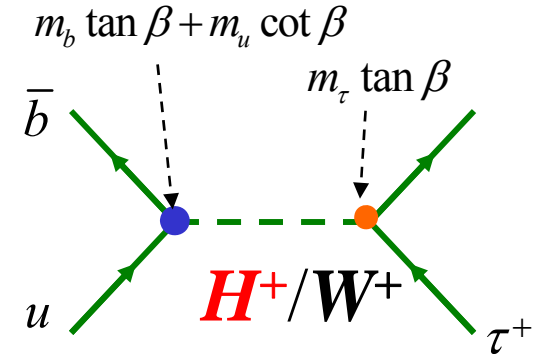
Phys. Rev. D **48**, 2342 (1993)

SM: $\mathcal{B}(B \rightarrow \tau \nu) = (0.78^{+0.09}_{-0.13}) \times 10^{-4}$ (CKM fitter 2008 prediction)

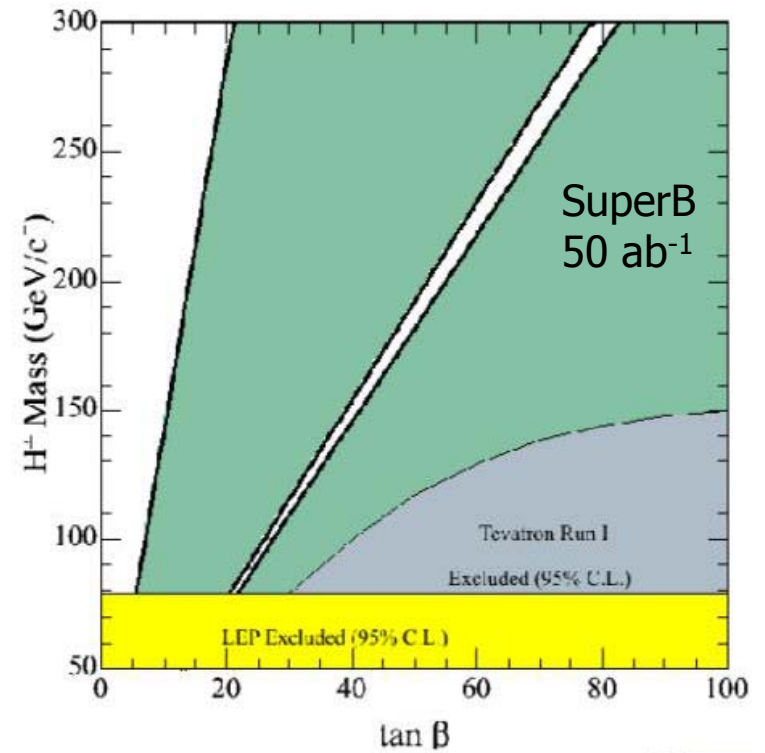
Charged Higgs limits from $B^- \rightarrow \tau^- \nu_\tau$

If the theoretical prediction is taken for f_B
 → limit on charged Higgs mass vs. $\tan\beta$

$$r_H = \frac{BF(B \rightarrow \tau\nu)}{BF(B \rightarrow \tau\nu)_{SM}} = \left(1 - \frac{m_B^2}{m_H^2} \tan^2 \beta\right)^2$$



EF



New Belle result on $B^+ \rightarrow \tau^+ \nu$

Method: Tag B on one side with the semileptonic decay $B \rightarrow D^{(*)} l \nu$

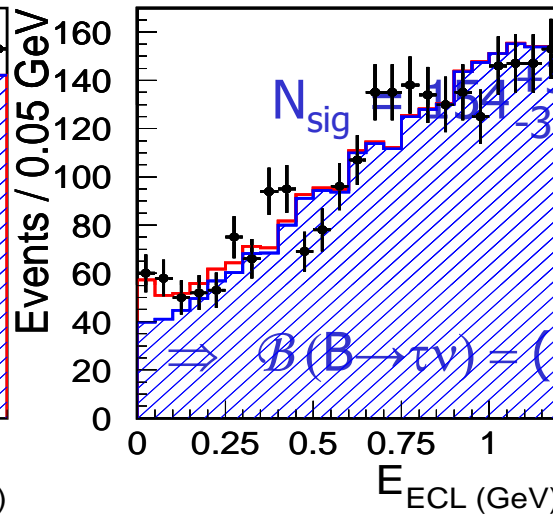
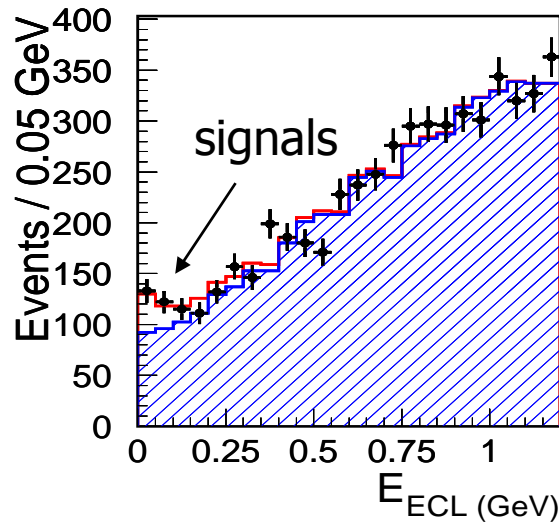
→ Neutrino not reconstructed in the tagging B decay sequence → more background than in fully reconstructed hadronic decays

Again look for τ signature with “extra” energy in the ECAL





NEW with 3.8σ

657 M $B\bar{B}$ with $D^{(*)} l \nu$ tag



$N_{sig} = 136 \text{ (stat)} \text{ }^{+20}_{-22} \text{ (syst)}$

$$\Rightarrow \mathcal{B}(B \rightarrow \tau \nu) = (1.65^{+0.38+0.35}_{-0.37-0.37}) \cdot 10^{-4}$$



$B \rightarrow K^{(*)} \nu \nu$

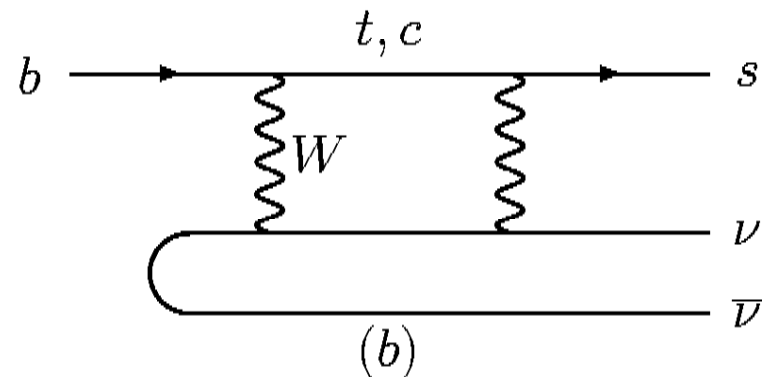
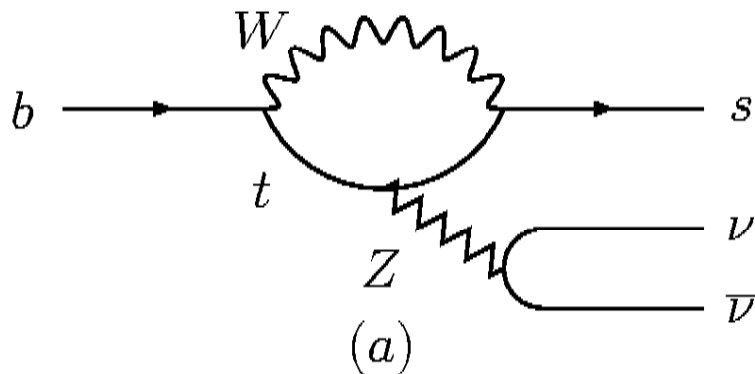
$B \rightarrow K^{(*)} \nu \nu$ is a particularly interesting and challenging mode (with $B \rightarrow \tau \nu$ as a small background), theoretically clean

Experimental signature: $B \rightarrow K + \text{nothing}$

The “nothing” can also be **light dark matter** with mass of order 1 GeV. Direct dark-matter searches cannot see the $M < 10$ GeV region.

SM prediction for $B^+ \rightarrow K^+ \nu \nu$: $(3.8^{+1.2}_{-0.6}) \times 10^{-6}$

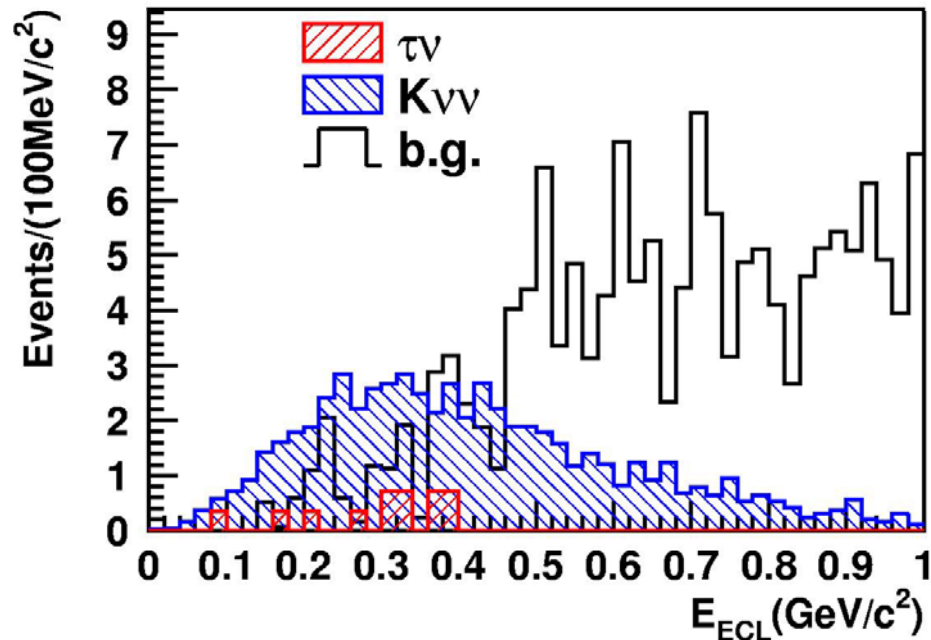
$B \rightarrow \tau \nu$ analysis is a proof that such a one prong decay can be studied at a B factory



$B^- \rightarrow K^- \nu \nu$ prospects

MC extrapolation to 50 ab^{-1}

5σ Observation of $B^\pm \rightarrow K^\pm \nu \nu$



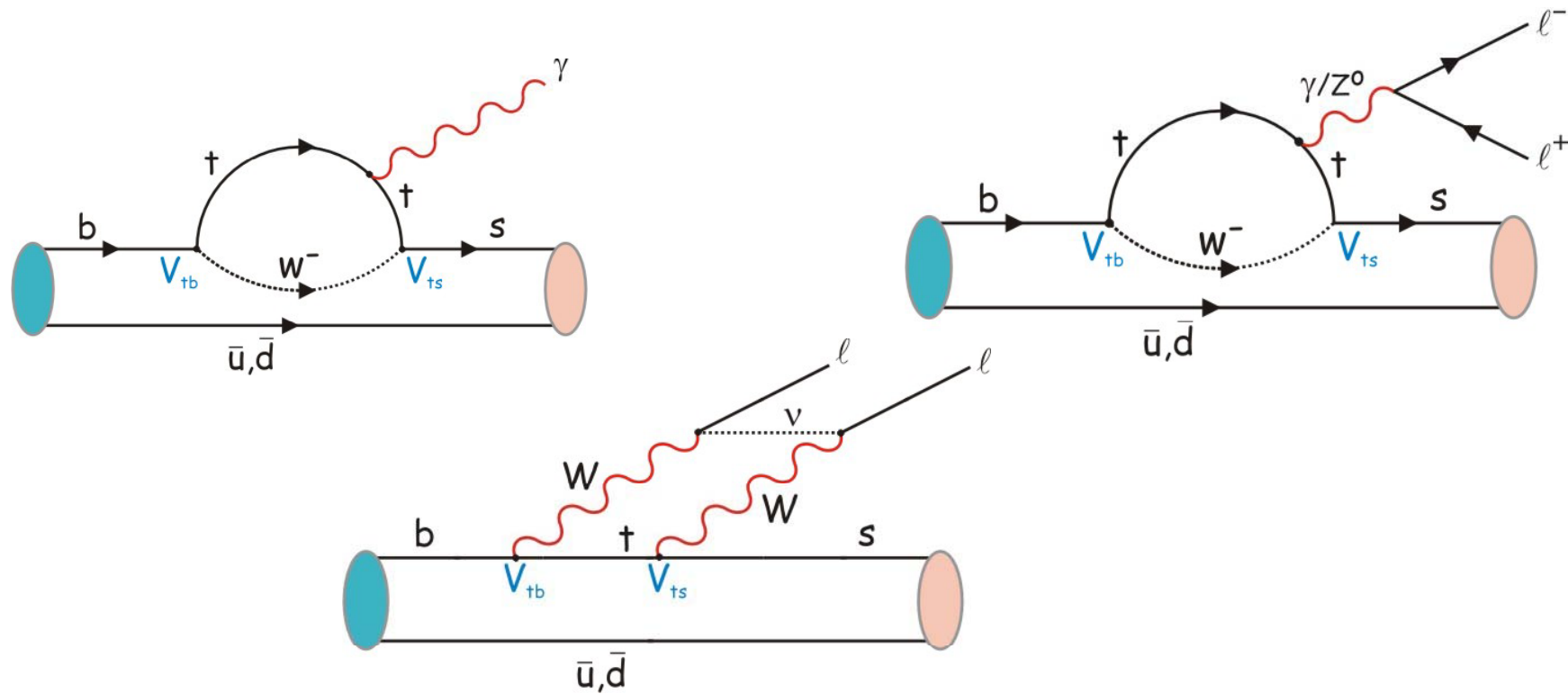
SM prediction:
G.Buchalla, G.Hiller, G.Isidori
(PRD 63 014015)

Extra EM calorimeter energy

Fig. from SuperKEKB LoI

Why FCNC decays?

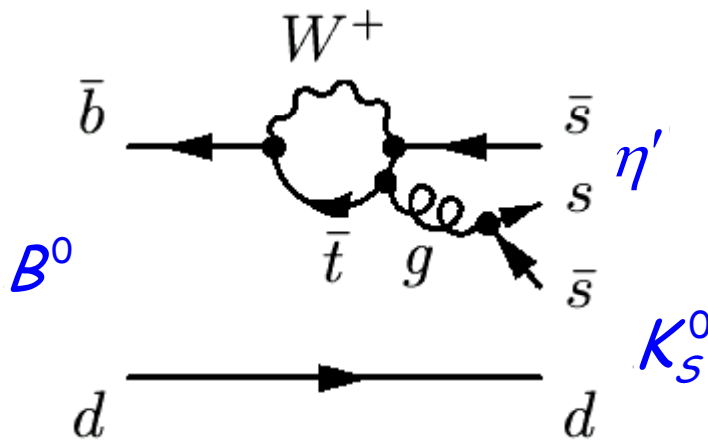
Flavour changing neutral current (FCNC) processes (like $b \rightarrow s$, $b \rightarrow d$) are forbidden at the tree level in the Standard Model. Proceed only at low rate via higher-order loop diagrams. Ideal place to search for new physics.



How can New Physics contribute to $b \rightarrow s$?

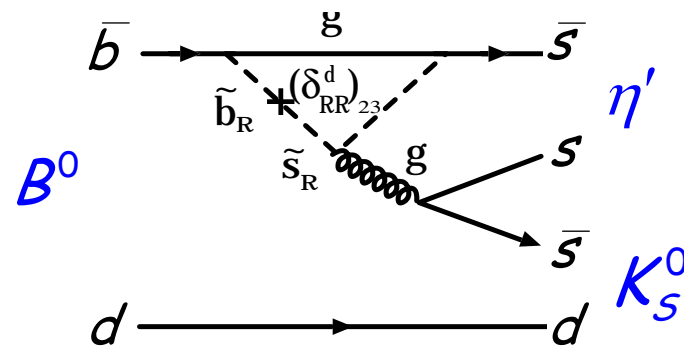
For example in the process:

$$B^0 \rightarrow \eta' K^0$$



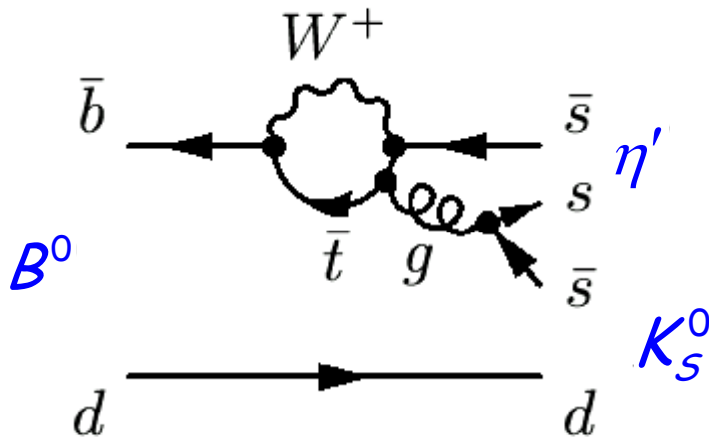

Ordinary penguin diagram with a t quark in the loop

Diagram with supersymmetric particles



Searching for new physics phases in CP violation measurements in $b \rightarrow s$ decays

Prediction in SM:



$$a_f = -\text{Im}(\lambda_f) \sin(\Delta m t)$$

$$\text{Im}(\lambda_f) = \xi_f \sin 2\phi_1$$

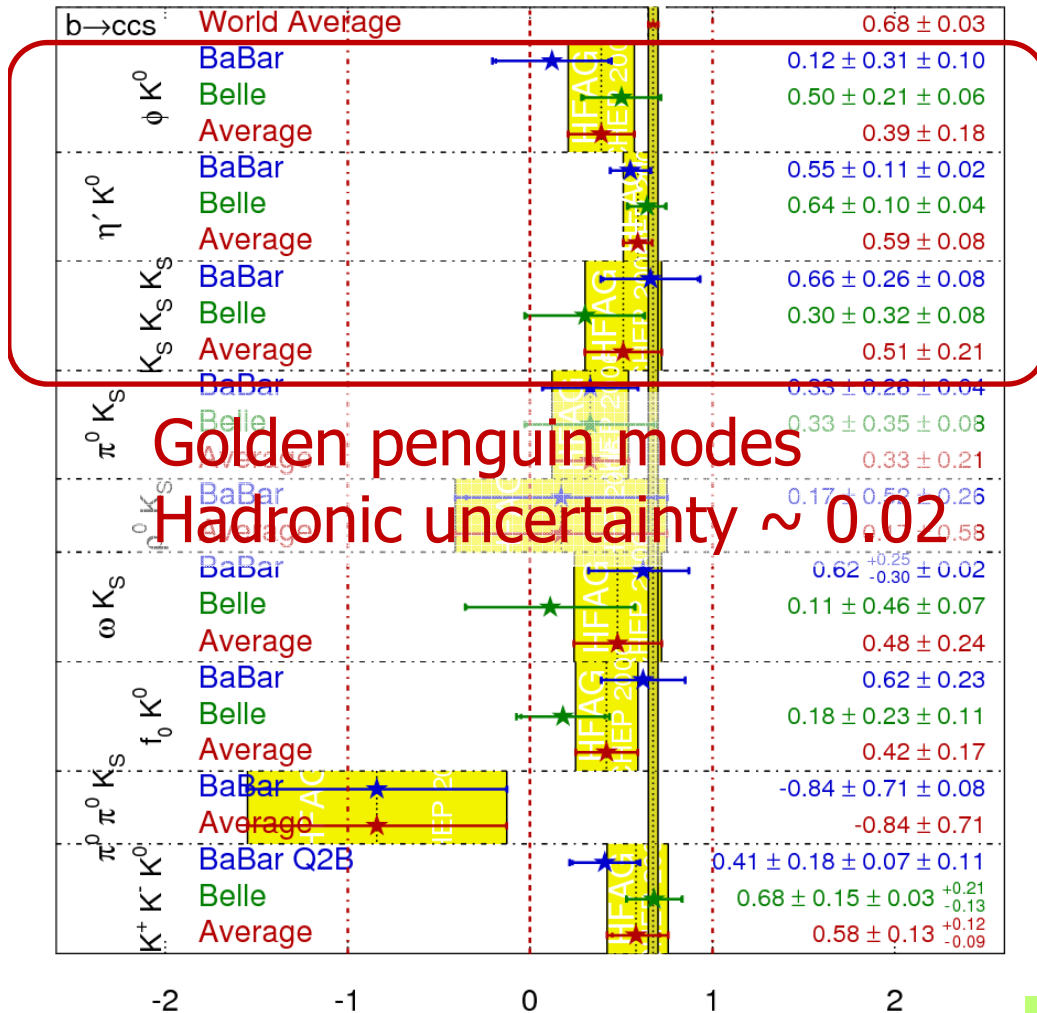
The same value as in the decay $B^0 \rightarrow J/\psi K_S^0$!

This is only true if there are no other particles in the loop! In general the parameter can assume a different value $\sin 2\phi_1^{\text{eff}}$

Search for NP: $b \rightarrow s q \bar{q}$

$$\sin(2\beta^{\text{eff}}) \equiv \sin(2\phi_1^{\text{eff}})$$

HFAG
ICHEP 2006
PRELIMINARY



ICHEP08

BaBar
Belle

Naïve average

$0.26 \pm 0.25 \pm 0.04$

$0.67 \pm 0.25 \pm 0.07$
 0.27 ± 0.07

0.45 ± 0.18

$0.57 \pm 0.08 \pm 0.02$

$0.64 \pm 0.10 \pm 0.04$

0.60 ± 0.07

$0.71 \pm 0.24 \pm 0.04$

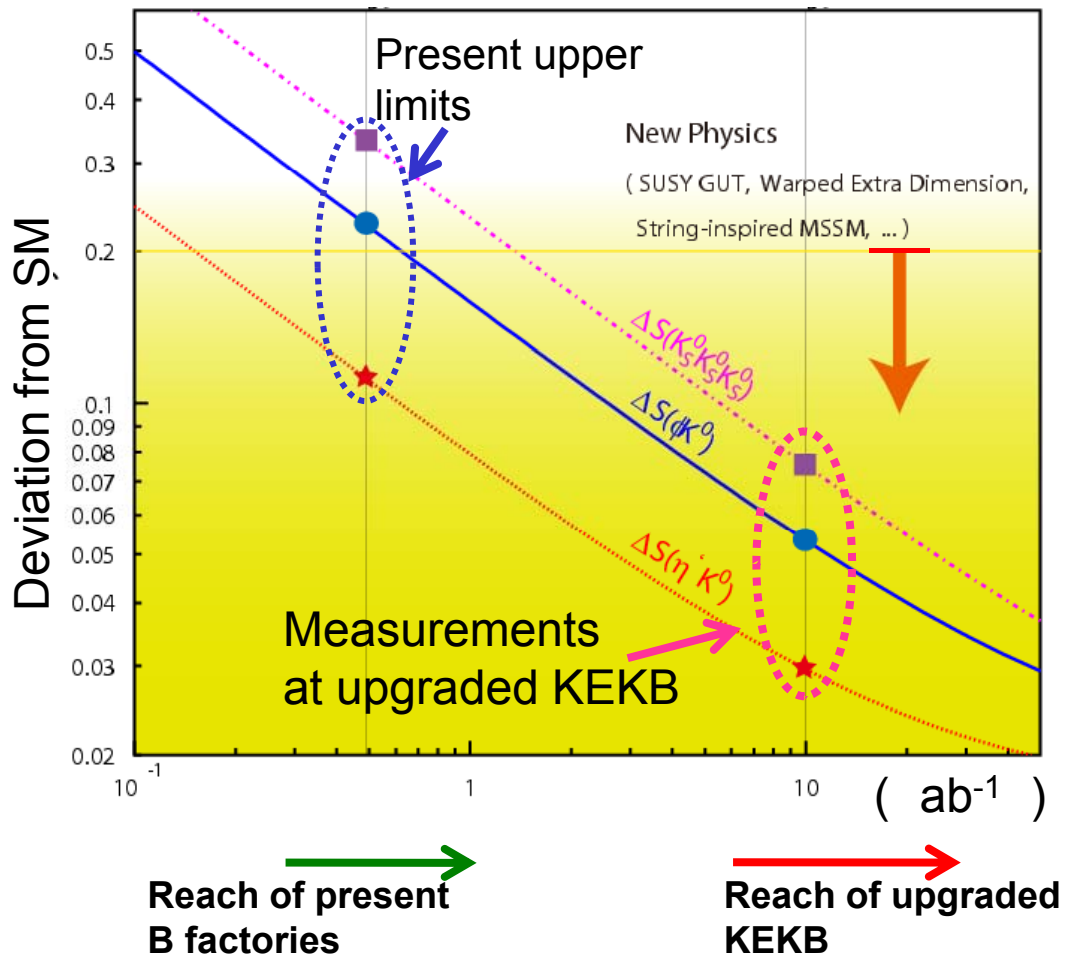
$0.30 \pm 0.32 \pm 0.08$

0.57 ± 0.20

Need much more data
to clarify the issue

Searches for new sources of quark mixing and CP violation

CP asymmetries of penguin dominated B decays



Deviation from SM



New source of CP violation



Relevant to baryogenesis?

A difference in the direct violation of CP symmetry in B^+ and B^0 decays

CP asymmetry

$$\mathcal{A}_f = \frac{N(\bar{B} \rightarrow \bar{f}) - N(B \rightarrow f)}{N(\bar{B} \rightarrow \bar{f}) + N(B \rightarrow f)}$$

Difference between B^+ and B^0 decays

In SM expect $\mathcal{A}_{K^\pm \pi^\mp} \approx \mathcal{A}_{K^\pm \pi^0}$

Measure:

$$\mathcal{A}_{K^\pm \pi^\mp} = -0.094 \pm 0.018 \pm 0.008$$

$$\mathcal{A}_{K^\pm \pi^0} = +0.07 \pm 0.03 \pm 0.01$$

$$\Delta\mathcal{A} = +0.164 \pm 0.037$$

A problem for a SM explanation
(in particular when combined with other measurements)

A hint for new sources of CP violation?

nature

International weekly journal of science

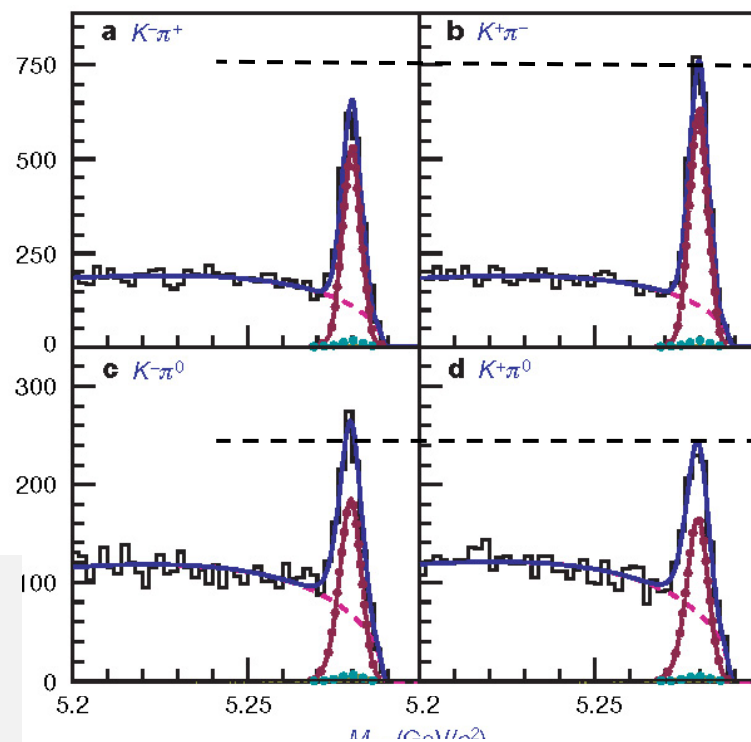
nature

Vol 452|20 March 2008|doi:10.1038/nature06827

LETTERS

Difference in direct charge-parity violation between charged and neutral B meson decays

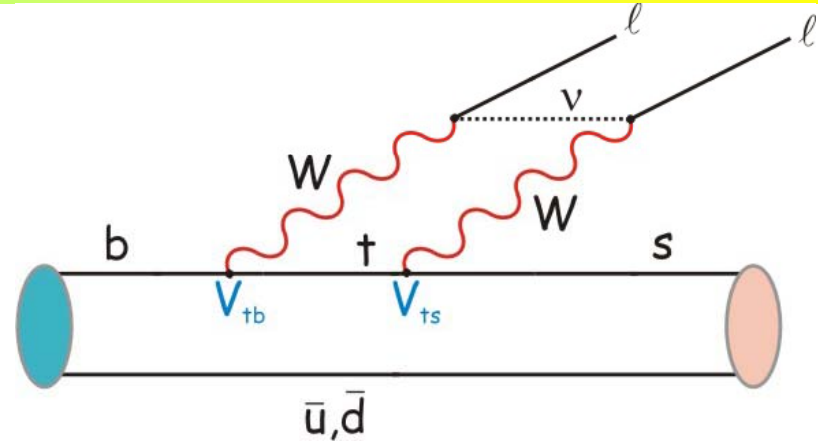
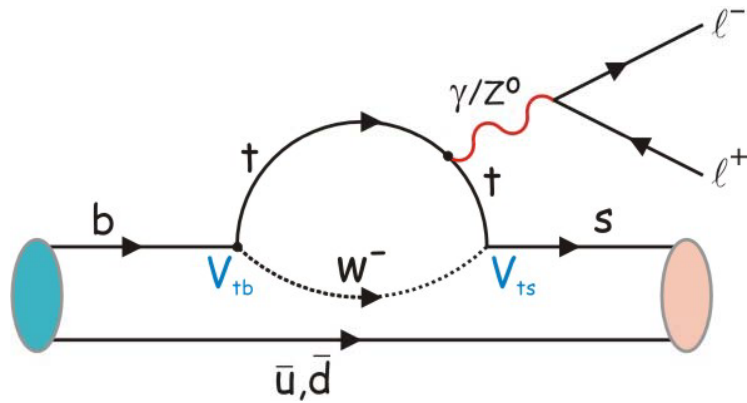
The Belle Collaboration*



~ 1 in 10^5 B mesons decays in this decay mode

Belle, Nature 452, 332 (2008)

Another FCNC decay: $B \rightarrow K^* l^+ l^-$



$b \rightarrow s l^+ l^-$ was first measured in $B \rightarrow K l^+ l^-$ by Belle (2001).

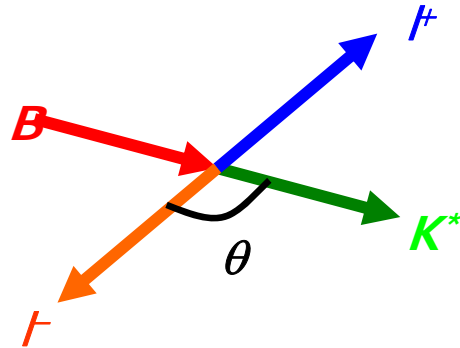
Important for further searches for physics beyond the SM

Particularly sensitive: **backward-forward asymmetry in $K^* l^+ l^-$**

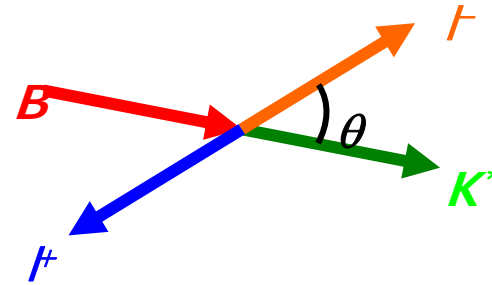
$$A_{FB} \propto \Re \left[C_{10}^* (s C_9^{eff}(s) + r(s) C_7) \right]$$

C_i : Wilson coefficients, abs. value of C_7 from $b \rightarrow s \gamma$
 $s = \text{lepton pair mass squared}$

Backward-forward asymmetry in $K^* l+l$

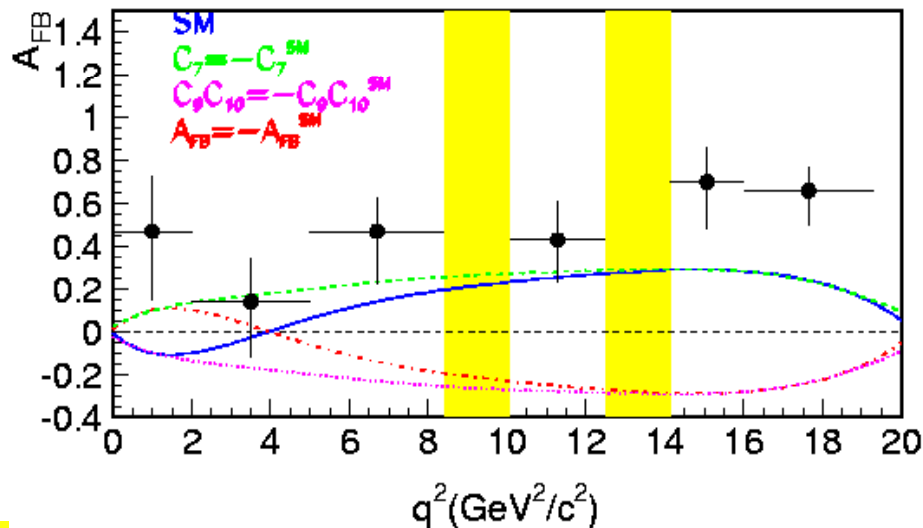


Backward event



Forward event

[γ^* and Z^* contributions in $B \rightarrow K^* l+l$ interfere and give rise to forward-backward asymmetries c.f. $e^+e^- \rightarrow \mu^+ \mu^-$]

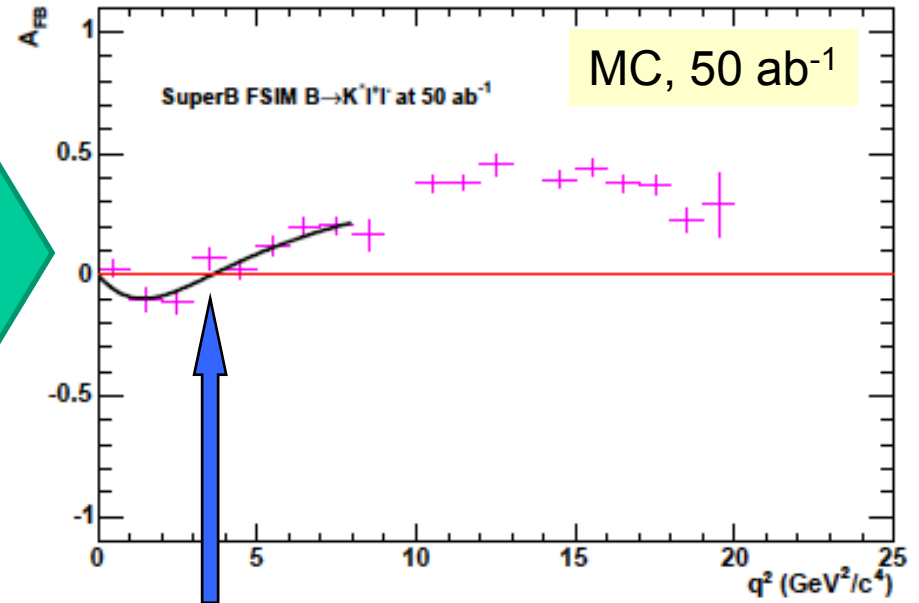
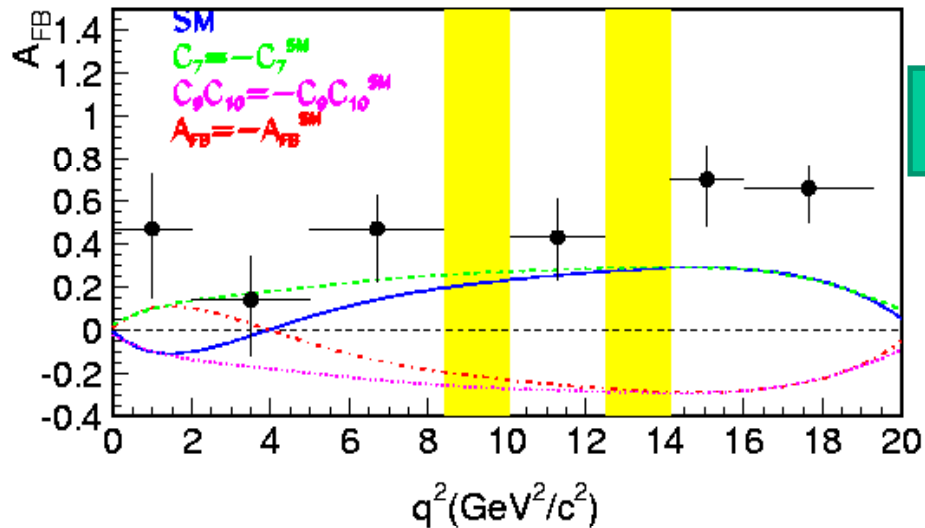


657 M BB

$$A_{FB} \propto \Re \left[C_{10}^* (s C_9^{eff}(s) + r(s) C_7) \right]$$

$A_{FB}(B \rightarrow K^* l^+ l^-)[q^2]$ at a Super B Factory

657 M BB



- ▶ Zero-crossing q^2 for A_{FB} will be determined with a 5% error with 50ab⁻¹.

Strong competition from LHCb and ATLAS/CMS

D⁰ mixing in K⁺K⁻, π⁺π⁻

Two mixing parameters:

$$x = \Delta m / \Gamma$$

$$y = \Delta \Gamma / 2\Gamma$$

D⁰ → K⁺K⁻ / π⁺π⁻: CP even final state;
 in the limit of no CPV: CP|D₁> = |D₁>
 ⇒ measure 1/Γ₁

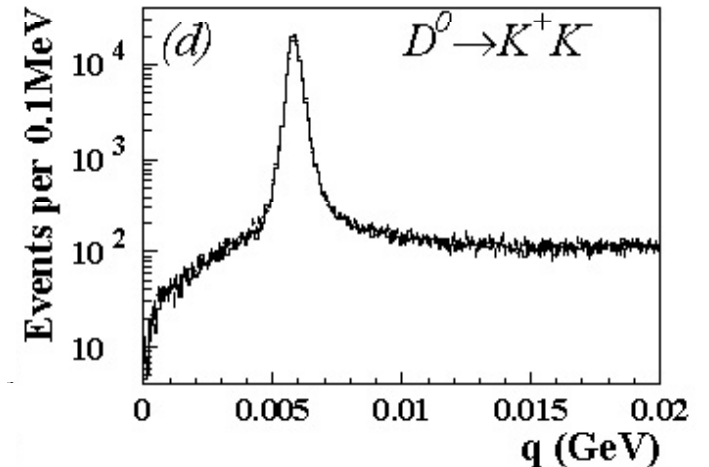
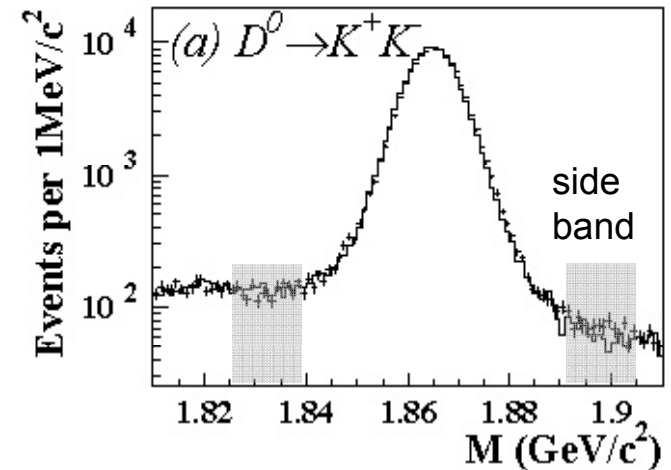
$$y_{CP} \equiv \frac{\tau(K^- \pi^+)}{\tau(K^- K^+)} - 1 \stackrel{\text{no CPV}}{=} y$$

Signal: D⁰ → K⁺K⁻ / π⁺π⁻ from D^{*}

M, Q, σ_t selection optimized in MC

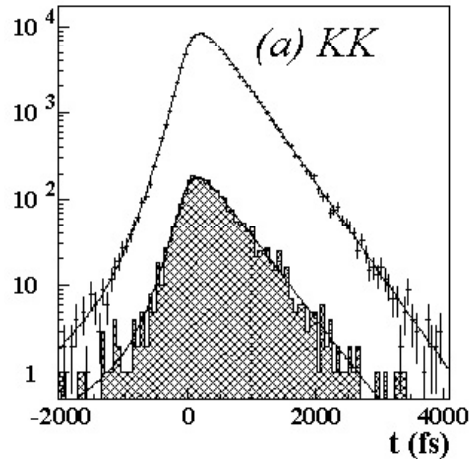
	K ⁺ K ⁻	K ⁻ π ⁺	π ⁺ π ⁻
N _{sig}	111 × 10 ³	1.22 × 10 ⁶	49 × 10 ³
purity	98%	99%	92%

$$|D_{1,2}\rangle = p|D^0\rangle \pm q|\bar{D}^0\rangle$$

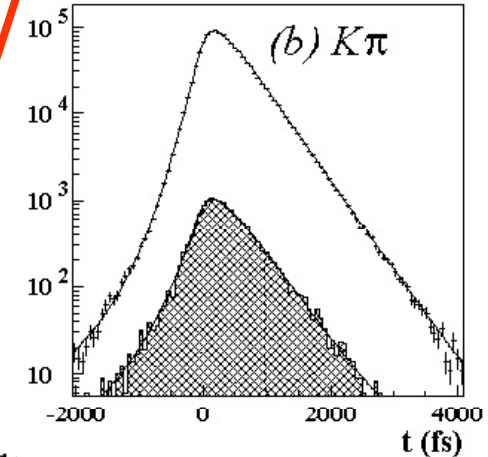

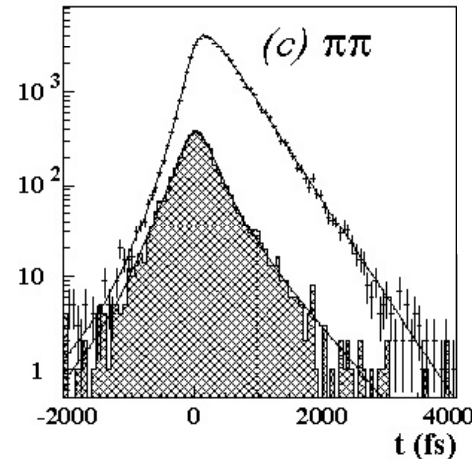


D^0 mixing in K^+K^- , $\pi^+\pi^-$

Decay time distributions for KK , $\pi\pi$, $K\pi$



+

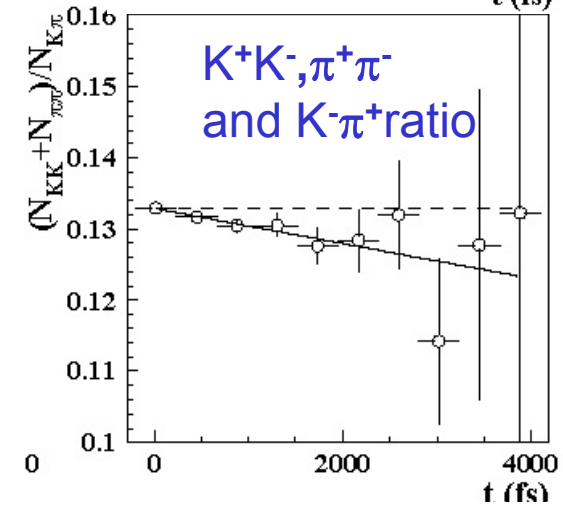


Difference of lifetimes
visually observable
in the ratio of the distributions \rightarrow
Real fit:

$$y_{CP} = (1.31 \pm 0.32 \pm 0.25) \%$$

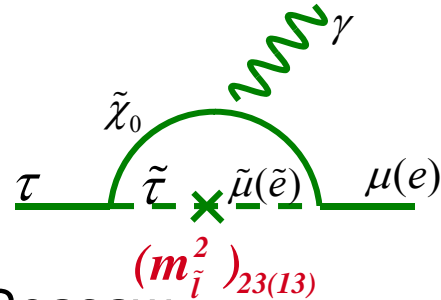
evidence for D^0 mixing
(regardless of possible CPV)

$\rightarrow y_{CP}$ is on the high side of SM expectations



LFV and New Physics

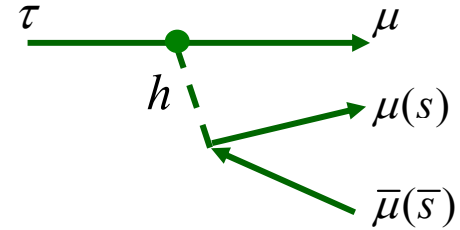
$\tau \rightarrow l \gamma$



- SUSY + Seesaw
- Large LFV $Br(\tau \rightarrow \mu \gamma) = O(10^{-7 \sim 9})$

$$Br(\tau \rightarrow \mu \gamma) \approx 10^{-6} \times \left(\frac{(m_{\tilde{L}}^2)_{32}}{\bar{m}_{\tilde{L}}^2} \right) \left(\frac{1 \text{ TeV}}{m_{\text{SUSY}}} \right)^4 \tan^2 \beta$$

$\tau \rightarrow 3l, l \eta$



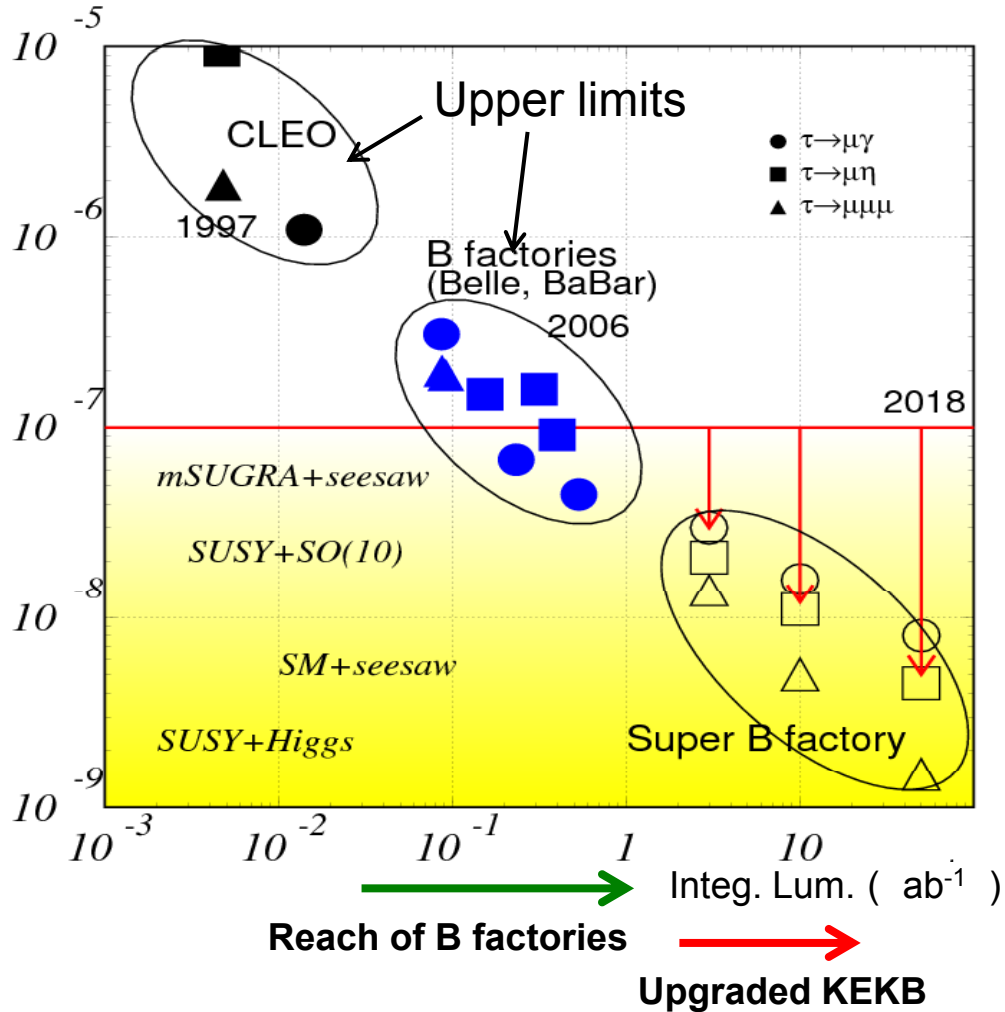
- Neutral Higgs mediated decay.
- Important when $M_{\text{SUSY}} \gg \text{EW scale}$.

$$Br(\tau \rightarrow 3\mu) = 4 \times 10^{-7} \times \left(\frac{(m_{\tilde{L}}^2)_{32}}{\bar{m}_{\tilde{L}}^2} \right) \left(\frac{\tan \beta}{60} \right)^6 \left(\frac{100 \text{ GeV}}{m_A} \right)^4$$

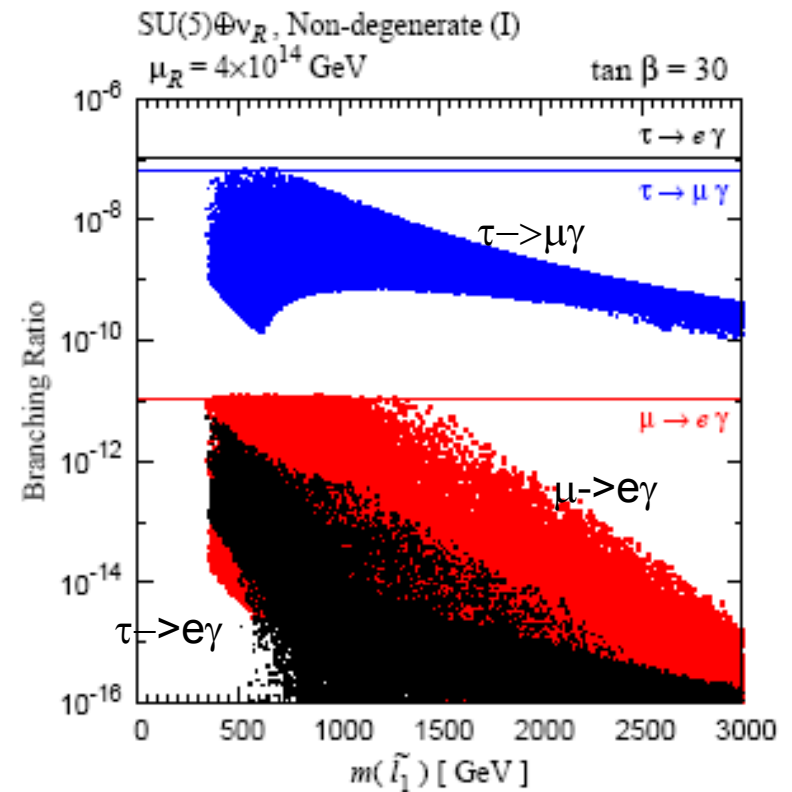
model	$Br(\tau \rightarrow \mu \gamma)$	$Br(\tau \rightarrow 3l)$
mSUGRA+seesaw	10^{-7}	10^{-9}
SUSY+SO(10)	10^{-8}	10^{-10}
SM+seesaw	10^{-9}	10^{-10}
Non-Universal Z'	10^{-9}	10^{-8}
SUSY+Higgs	10^{-10}	10^{-7}

Precision measurements of τ decays

LF violating τ decay?



Theoretical predictions compared to **present** experimental limits



T.Goto et al., 2007

Physics at a Super B Factory

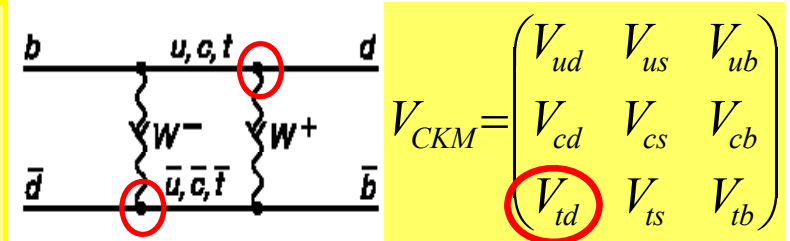
- There is a good chance to see new phenomena;
 - CPV in B decays from the new physics (non KM).
 - Lepton flavor violations in τ decays.
- They will help to diagnose (if found) or constraint (if not found) new physics models.
- Even in the worst case scenario (such as MFV), $B \rightarrow \tau \nu$, $D \tau \nu$ can probe the charged Higgs in large $\tan\beta$ region.
- **Physics motivation is independent of LHC.**
 - If LHC finds NP, precision flavour physics is compulsory.
 - If LHC finds no NP, high statistics B/ τ decays would be an unique way to search for the TeV scale physics.

Super B Factory Motivation 2

- A lesson from history: the top quark

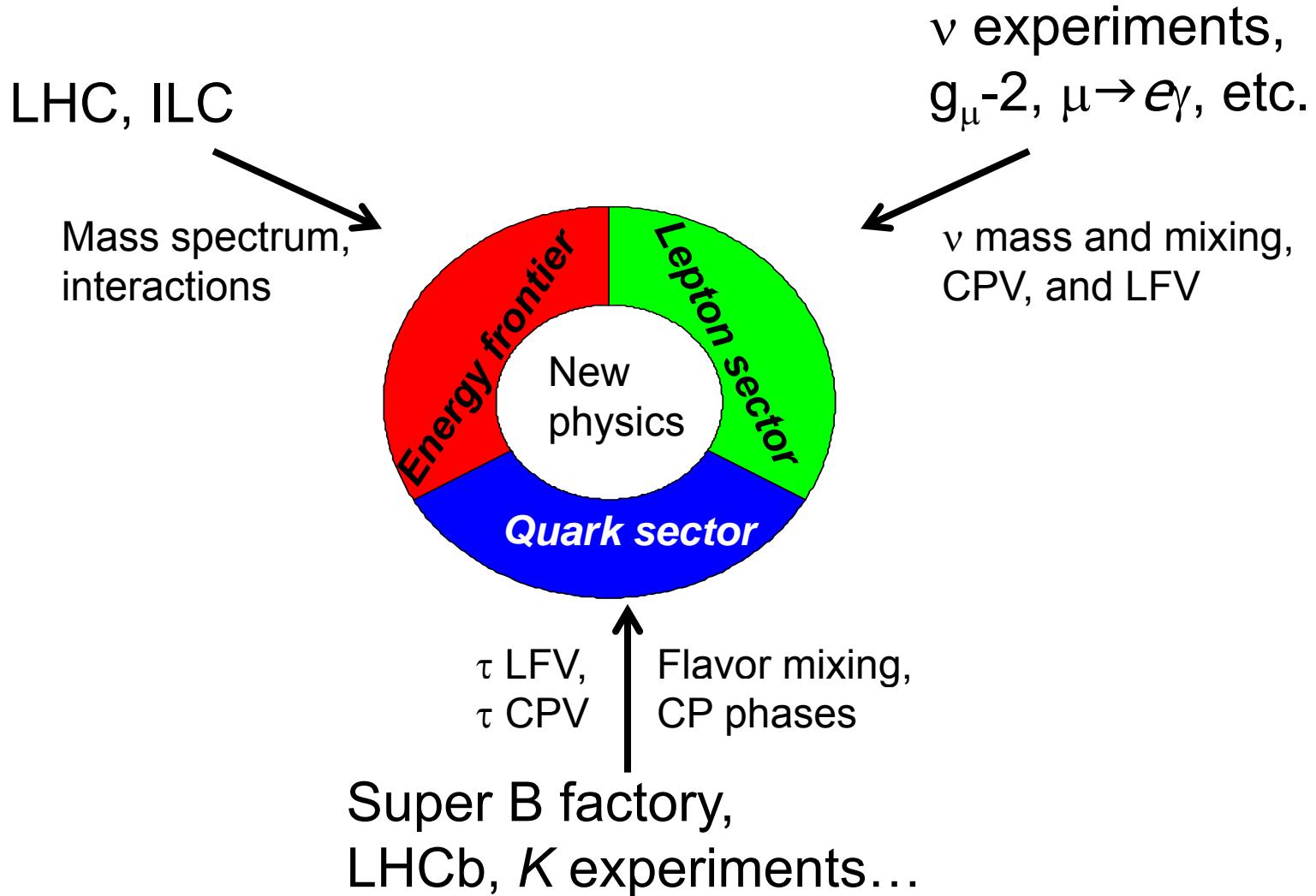
Physics of top quark

First estimate of mass: BB mixing → ARGUS
 Direct production, Mass, width etc. → CDF/D0
 Off-diagonal couplings, phase → BaBar/Belle


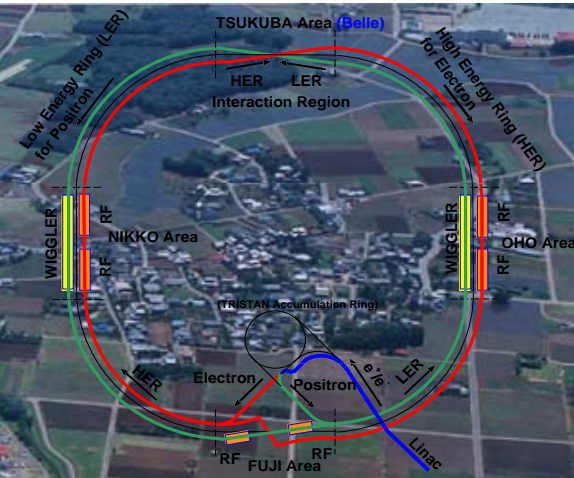


- There are many more topics: CPV in charm, new hadrons, ...

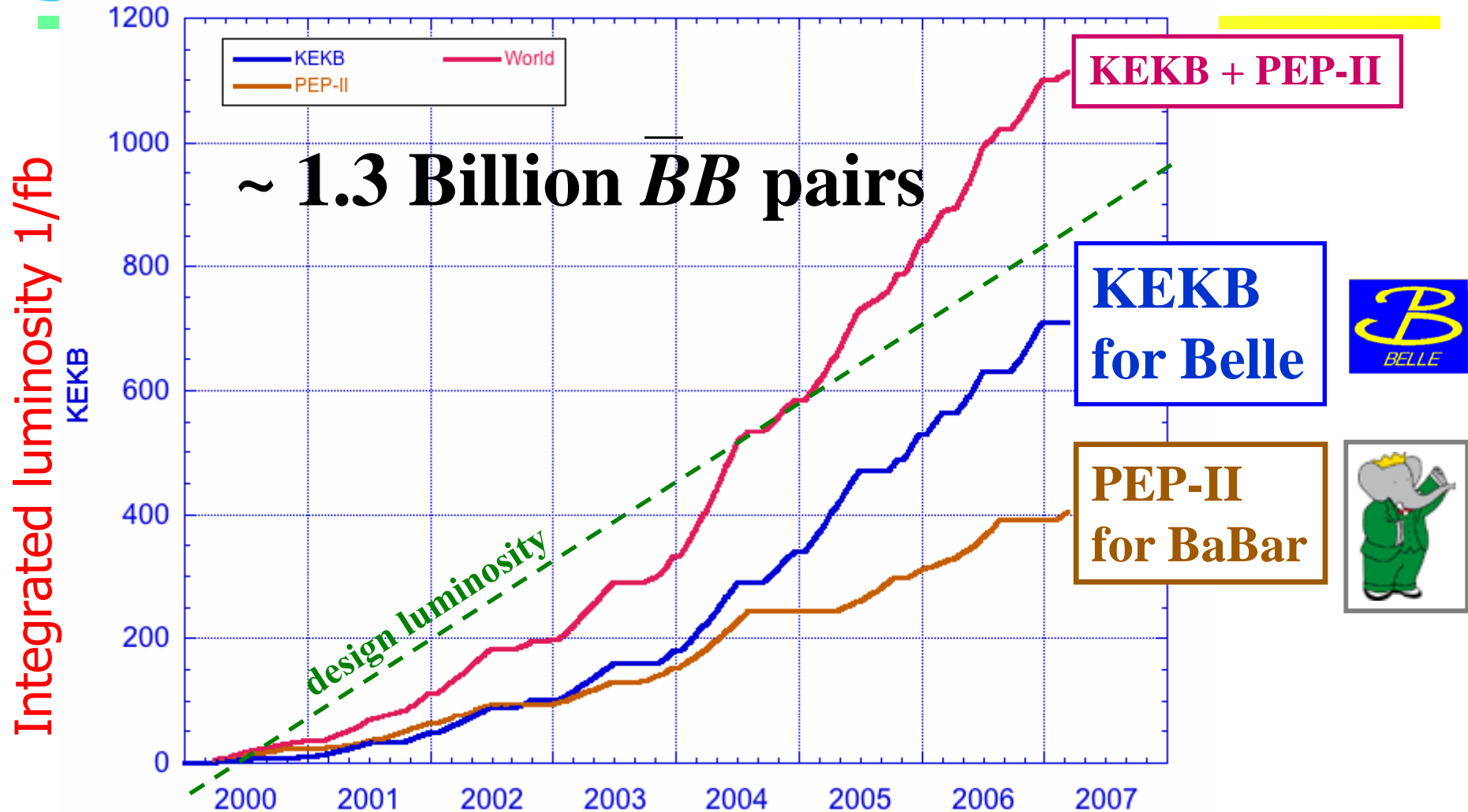
Super B factory: an important part of a broad unbiased approach to New Physics



How to do it?
→ upgrade KEKB and Belle



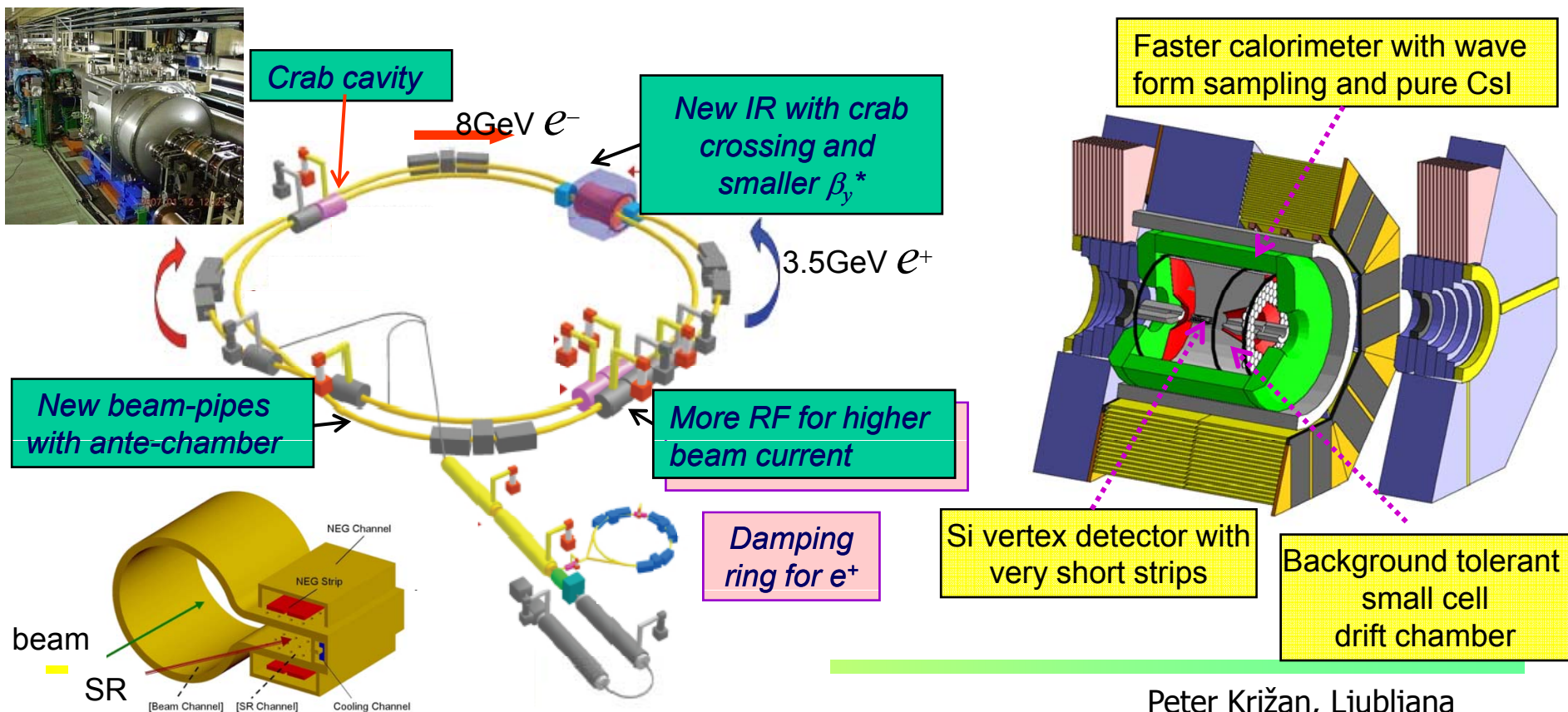
Track Record



$$L_{\text{peak}} (\text{KEKB}) = 1.96 \times 10^{34} / \text{cm}^2 / \text{sec} \text{ (design 1.0)}$$

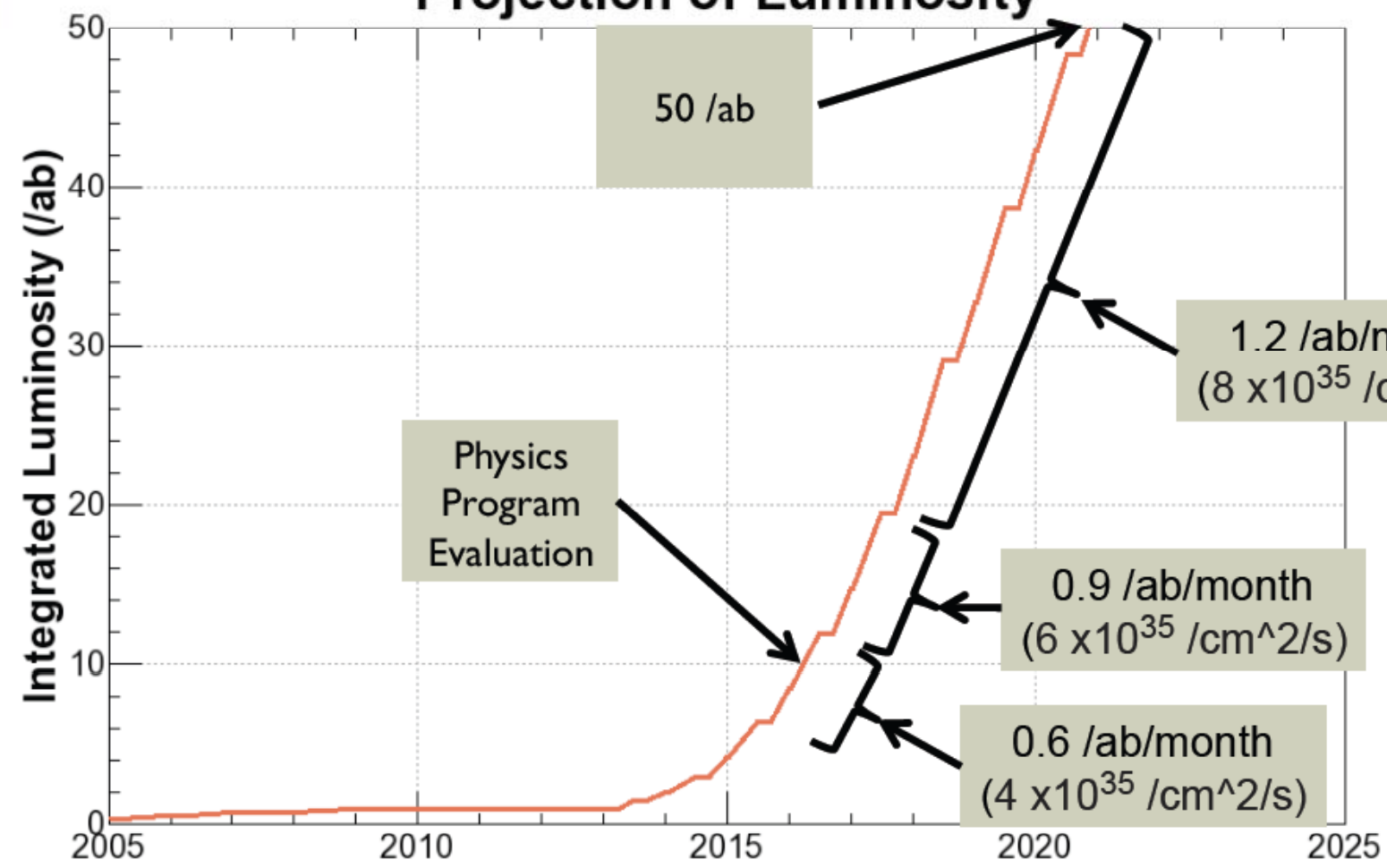
KEKB Upgrade Plan : Super-B Factory at KEK

- Asymmetric energy e^+e^- collider at $E_{CM}=m(\Upsilon(4S))$ to be realized by upgrading the existing KEBK collider.
- Initial target: **10× higher luminosity** $\cong 2 \times 10^{35}/\text{cm}^2/\text{sec}$ after 3 year shutdown
 $\rightarrow 2 \times 10^9 \text{ } \bar{B}B \text{ and } \tau^+\tau^- \text{ per yr.}$
- Final goal: **$L=8 \times 10^{35}/\text{cm}^2/\text{sec}$** and $\int L dt = 50 \text{ ab}^{-1}$



Peter Križan, Ljubljana

Projection of Luminosity



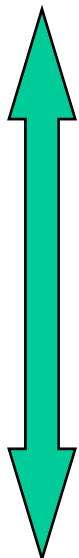
Year

Shutdown for Upgrade

Learning Curve

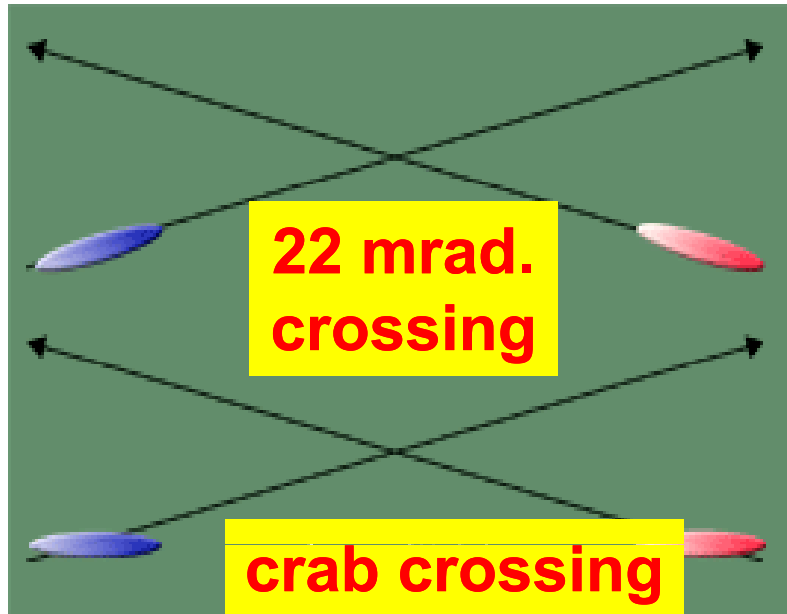
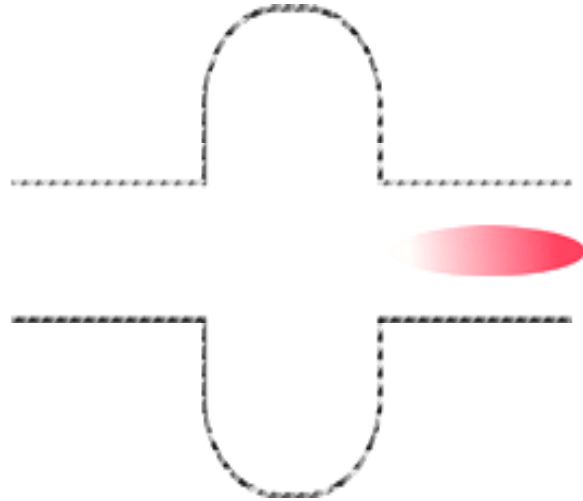
Luminosity gain and upgrade items (preliminary)

3 years shutdown



Item	Gain	Purpose
beam pipe	x 1.5	high current, short bunch, electron cloud
IR($\beta^*_{x/y}=20\text{cm}/3\text{ mm}$)	x 1.5	small beam size at IP
low emittance(12 nm) & $v_x \rightarrow 0.5$	x 1.3	mitigate nonlinear effects with beam-beam
crab crossing	x 2	mitigate nonlinear effects with beam-beam
RF/infrastructure	x 3	high current
DR/e ⁺ source	x 1.5	low β^* injection, improve e ⁺ injection
charge switch	x ?	electron cloud, lower e ⁺ current

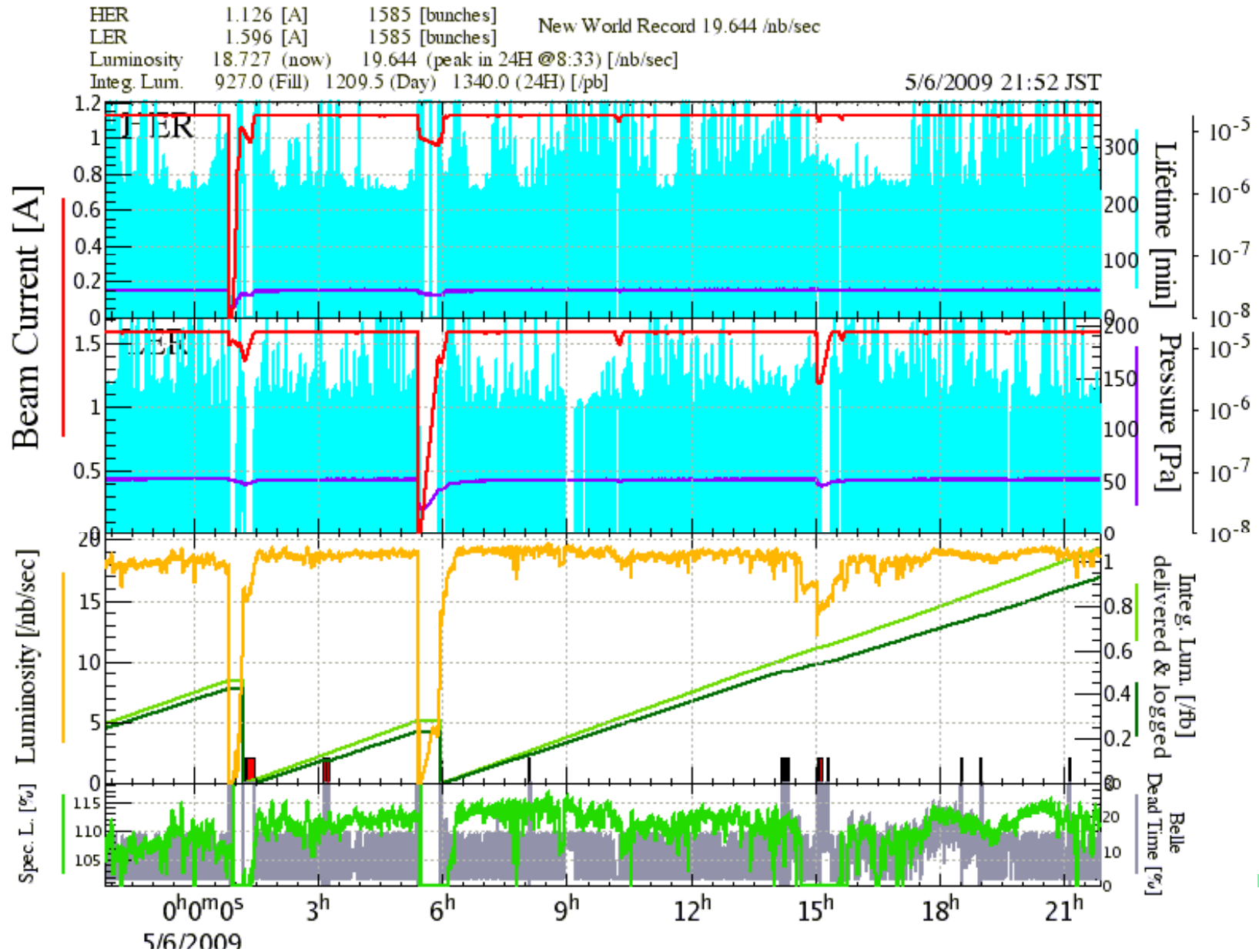
Crab cavity commissioning



Installed in the KEKB tunnel
(February 2007)



Crab cavity commissioning: finally success, new world record $1.96 \cdot 10^{34} \text{ cm}^{-2} \text{ s}^{-1}$



Design Options: high current or nano-beam

	KEKB Design	KEKB Achieved (): with crab	SuperKEKB High-Current Option	SuperKEKB Nano-Beam Option
β_y^* (mm)(LER/HER)	10/10	6.5/5.9 (5.9/5.9)	3/6	0.22/0.22
ϵ_x (nm)	18/18	18(15)/24	24/18	1/1
σ_y (μm)	1.9	1.1	0.85/0.73	0.034/0.044
ξ_y	0.052	0.108/0.056 (0.101/0.096)	0.3/0.51	0.07/0.07
σ_z (mm)	4	~ 7	5(LER)/3(HER)	6
I_{beam} (A)	2.6/1.1	1.8/1.45 (1.6/1.1)	9.4/4.1	2.96/1.70
N_{bunches}	5000	~1600	5000	2500
Luminosity (10^{34} $\text{cm}^{-2} \text{s}^{-1}$)	1	1.76 (1.93)	53	80

Nano-beam scheme: proposed by P. Raimondi et al., for use at the Frascati Super B Factory.

Requirements for the Super B detector

Critical issues at $L = 4 \times 10^{35}/\text{cm}^2/\text{sec}$

▶ **Higher background (×20)**

- radiation damage and occupancy
- fake hits and pile-up noise in the EM

▶ **Higher event rate (×10)**

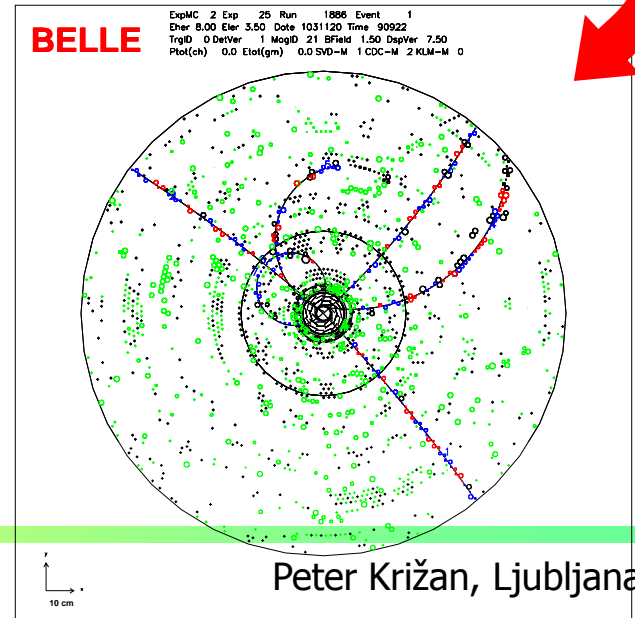

- higher rate trigger, DAQ and computing

▶ **Require special features**

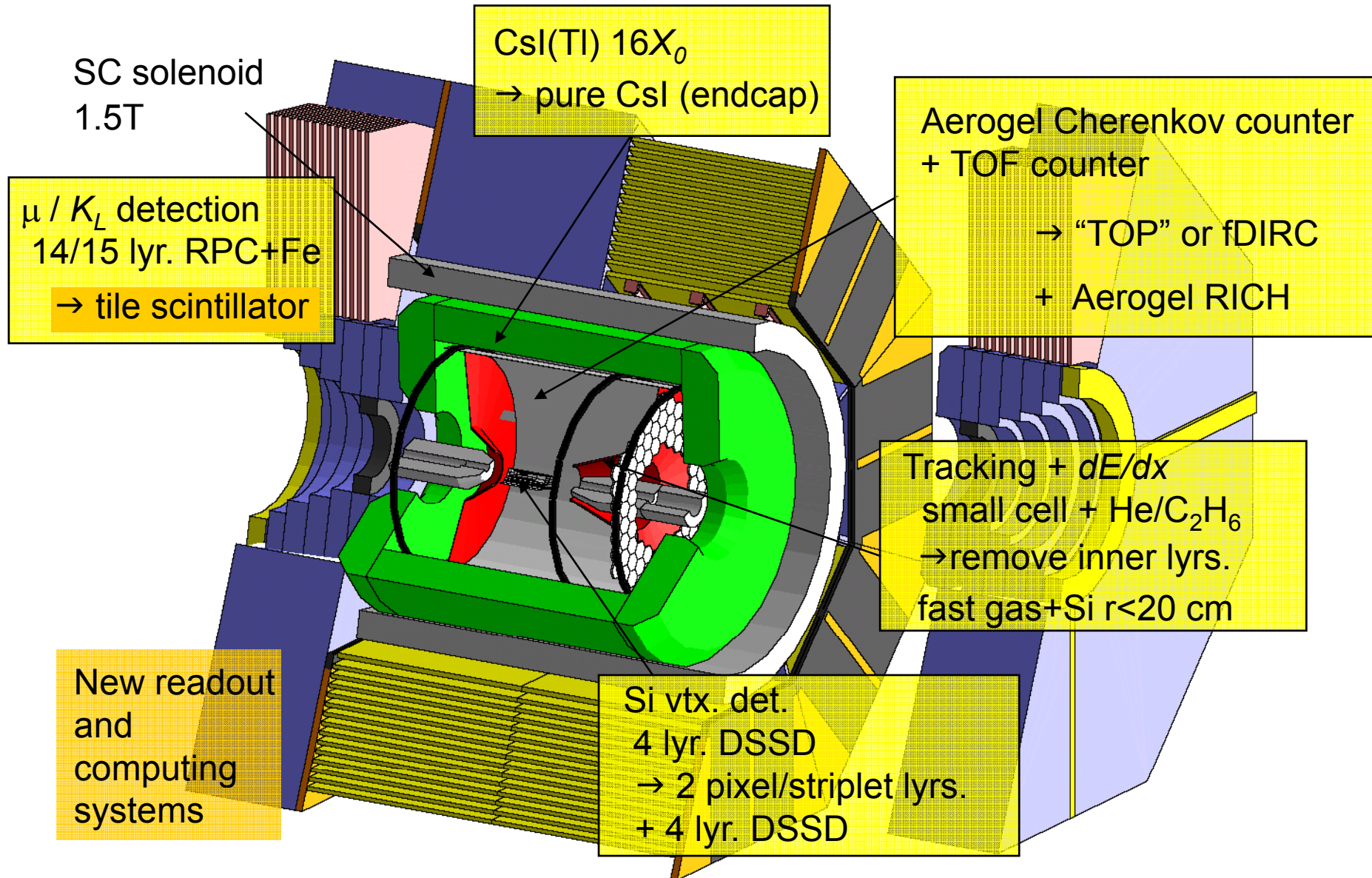
- low $p \mu$ identification $\leftarrow s\mu\mu$ recon. eff.
- hermeticity $\leftarrow \nu$ “reconstruction”

Possible solution:

- ▶ Replace inner layers of the vertex detector with a silicon striplet or pixel detector.
- ▶ Replace inner part of the central tracker with a silicon strip detector.
- ▶ Better particle identification device
- ▶ Replace endcap calorimeter by pure CsI.
- ▶ Faster readout electronics and computing system.

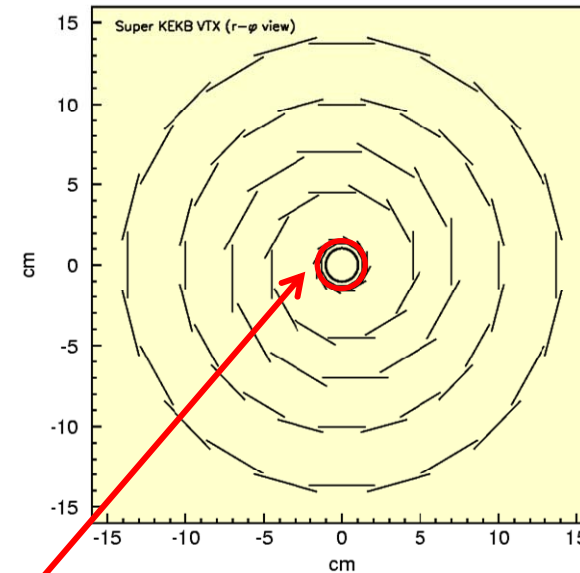


Belle Upgrade for Super-B

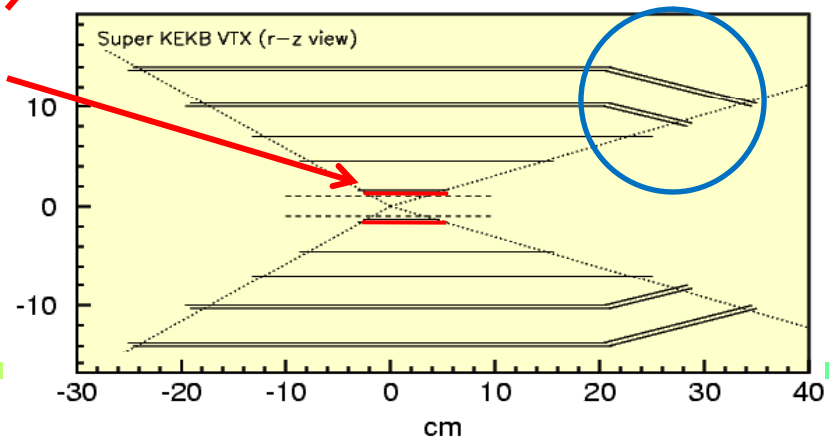


SVD Upgrade

- Configuration: 4 layers \rightarrow 6 layers (outer radius = 8cm \rightarrow 14cm)
 - More robust tracking
 - Higher Ks vertex reconstruction efficiency
- Inner radius: 1.5cm \rightarrow 1.0cm
 - Better vertex resolution. Not on day 1.
- Readout chip: VA1TA \rightarrow APV25
 - Reduction of occupancy coming from beam background.
 - Pipeline readout to reduce dead time.
- Sensors of the innermost two layers: strips \rightarrow DEPFET pixel sensors

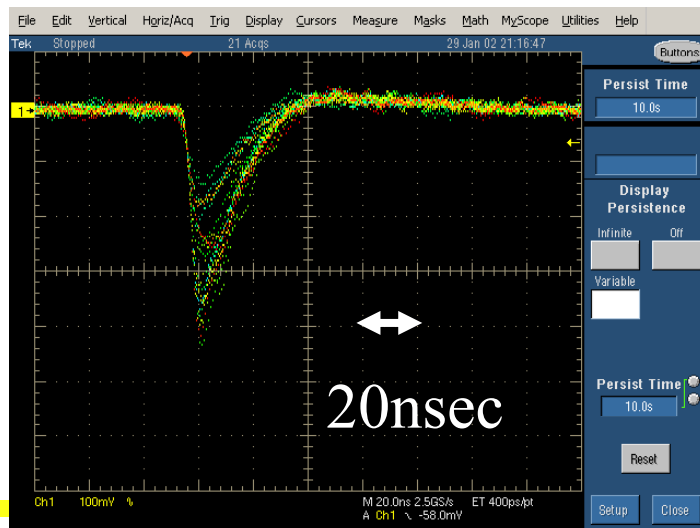
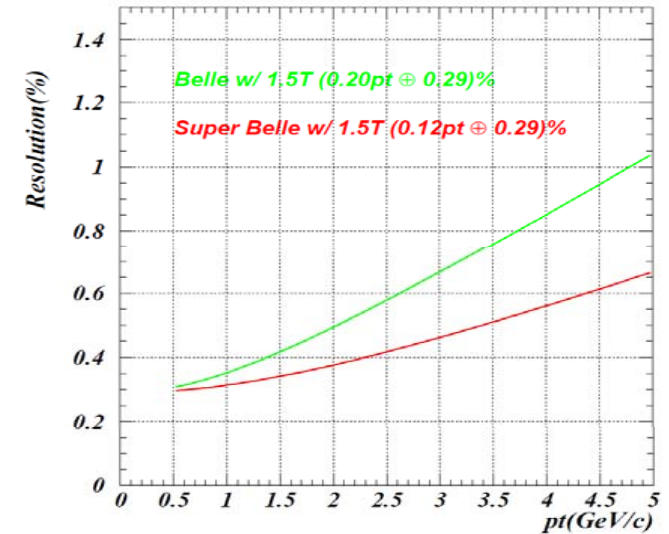


Slanted layer to keep the acceptance



CDC Upgrade

- Larger outer radius: 752mm → 978mm
 - Longer lever arm → better Pt reso.
 - More samplings → better dE/dx reso.
- Smaller cell size: 12mm, 64cells → 8mm, 160cells
 - Improved background tolerance
- New ASD with fast shaping



September 5, 2008

NIKHEF

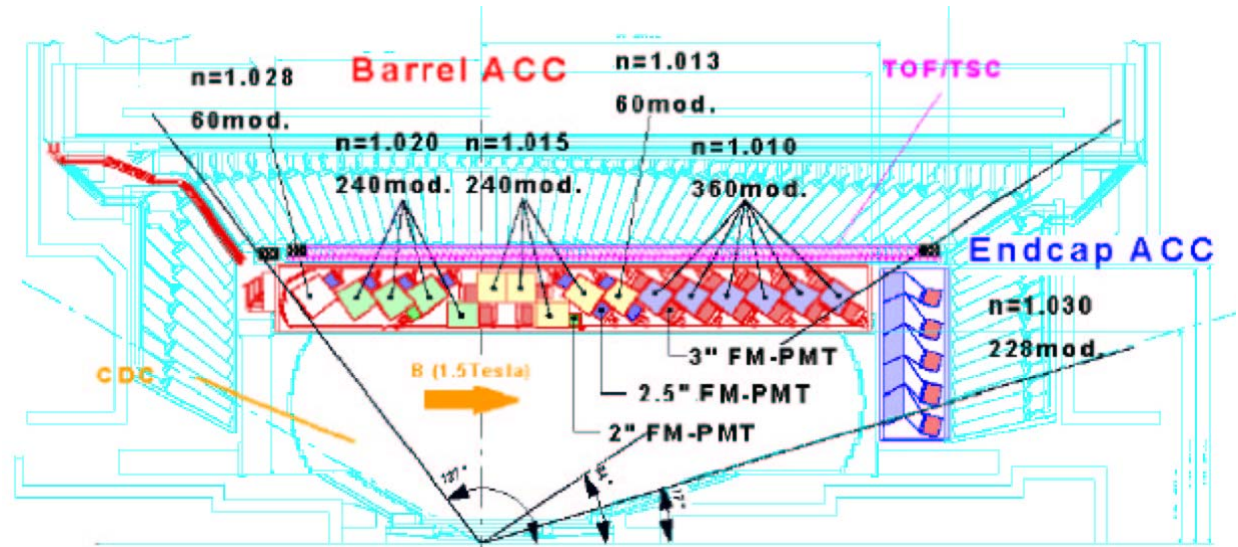
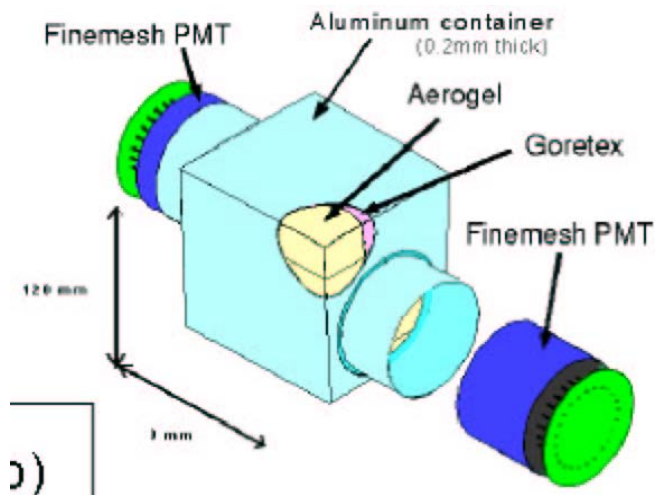


Peter Križan, Ljubljana

Present Belle PID: threshold Cherenkov counter - ACC (aerogel Cherenkov counter)

K (below threshold) vs. π (above) by properly choosing n for a given kinematic region (more energetic particles fly in the 'forward region')

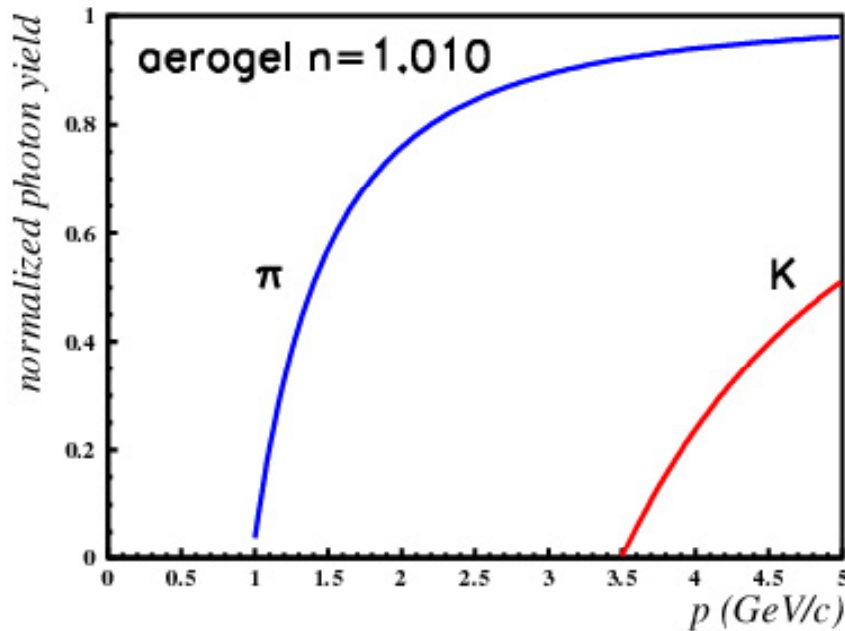
Detector unit: a block of aerogel and two fine-mesh PMTs



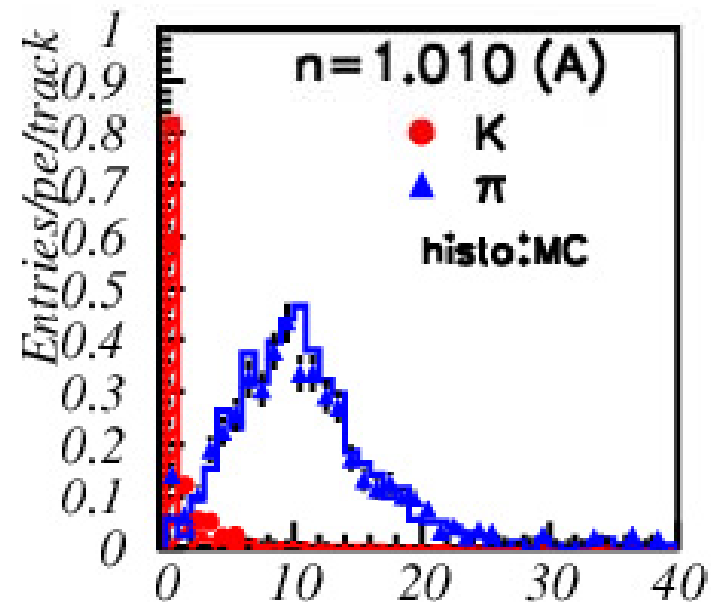
Fine-mesh PMT: works in high B fields

expected yield vs p

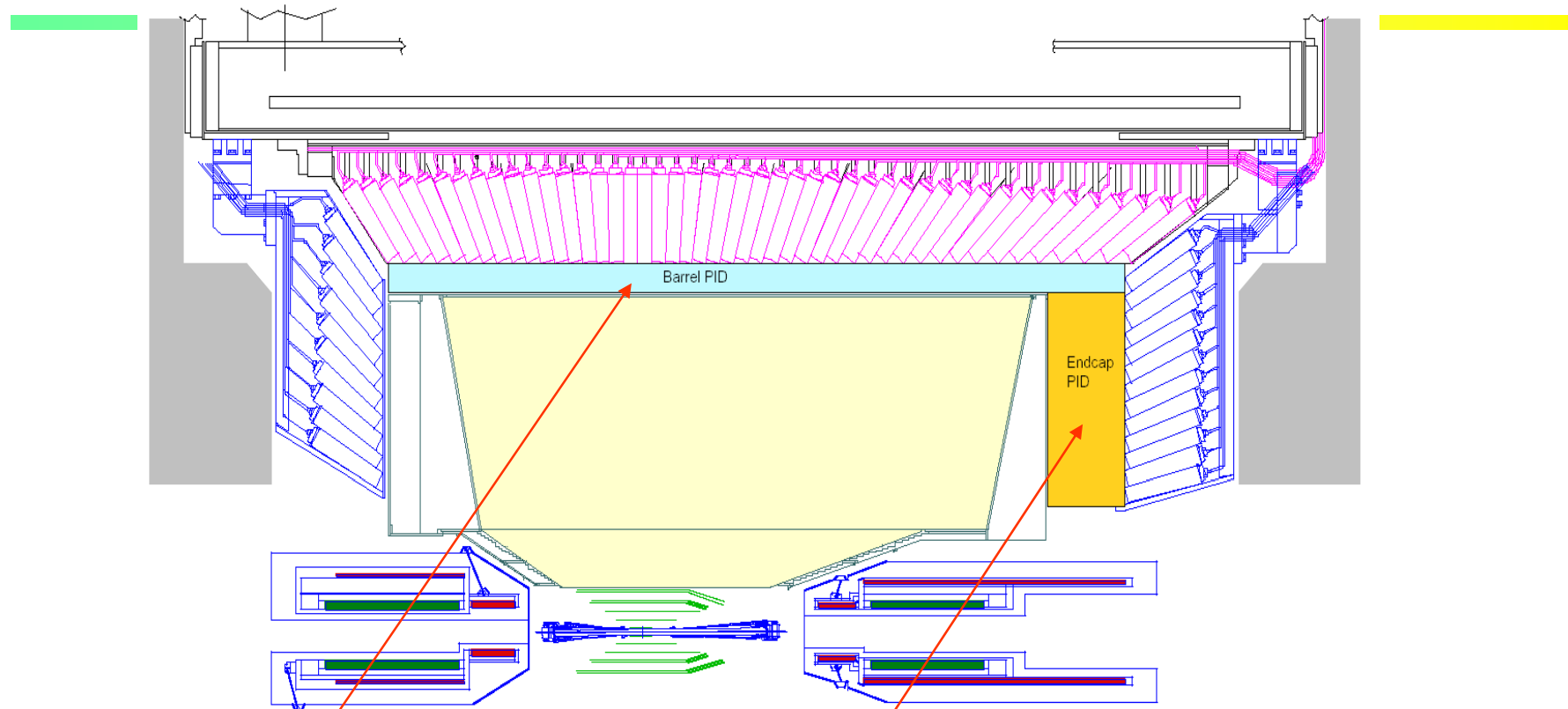
NIM A453 (2000) 321



yield for $2\text{GeV} < p < 3.5\text{GeV}$:
expected and measured
number of hits



Belle upgrade – side view

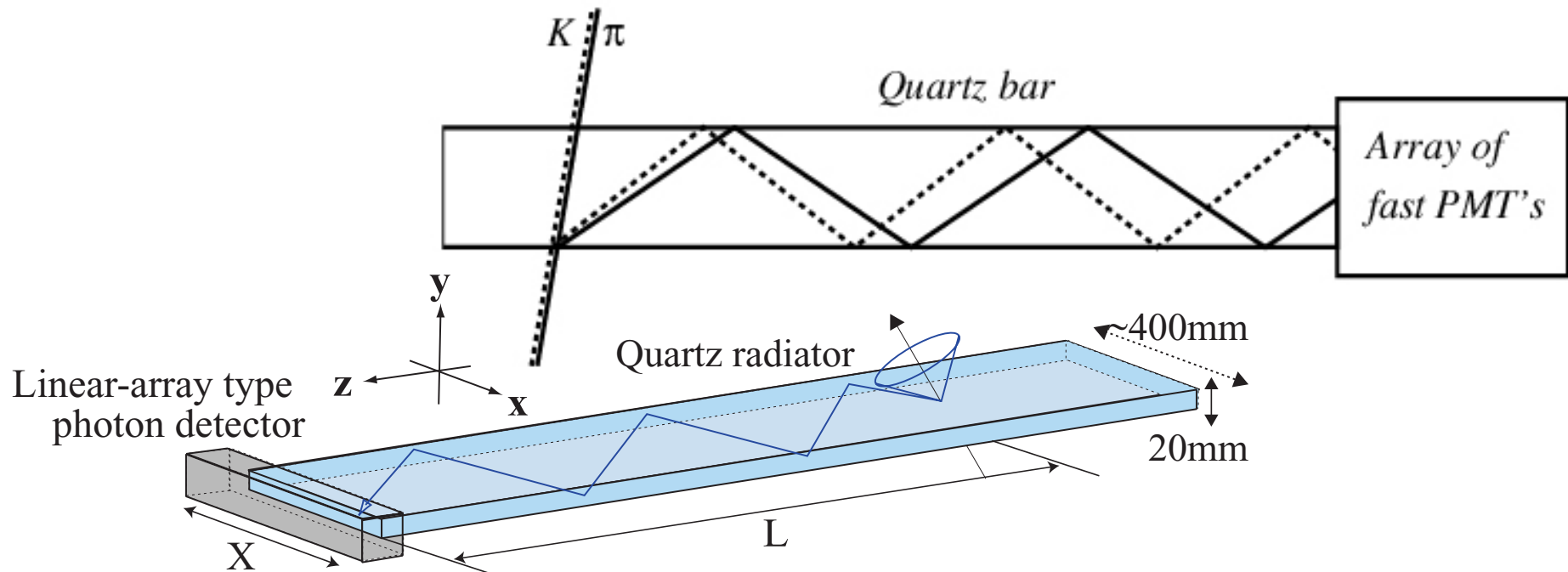


Two new particle ID devices, both RICHes:

Barrel: **time-of-propagation (TOP) counter** or **focusing DIRC**

Endcap: **proximity focusing RICH**

Time-Of-Propagation (TOP) counter



Similar to DIRC, but instead of two coordinates measure:

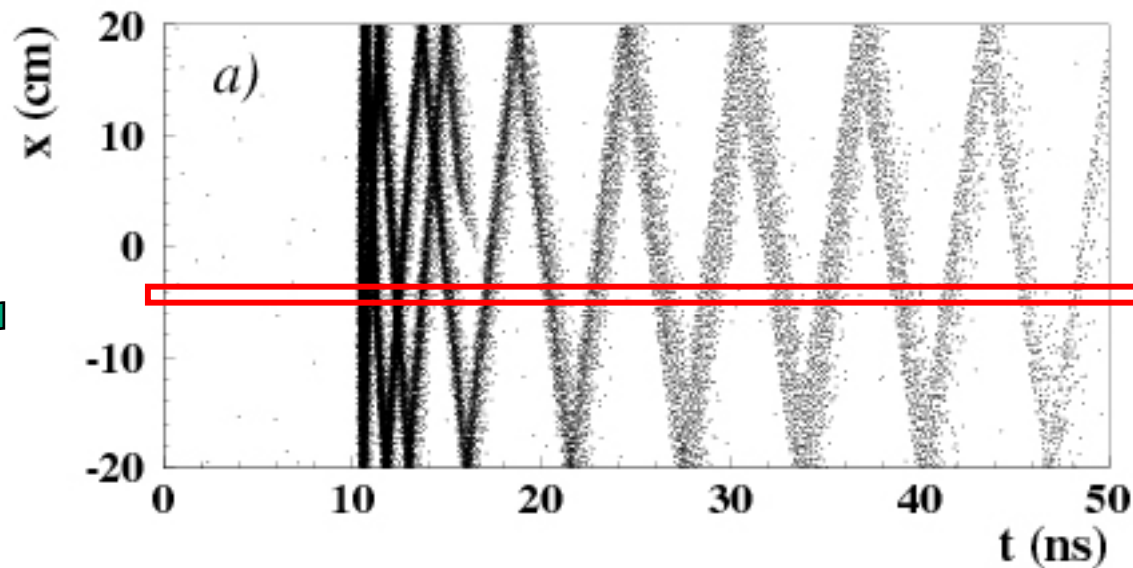
- One (or two coordinates) with a few mm precision

- Time-of-arrival

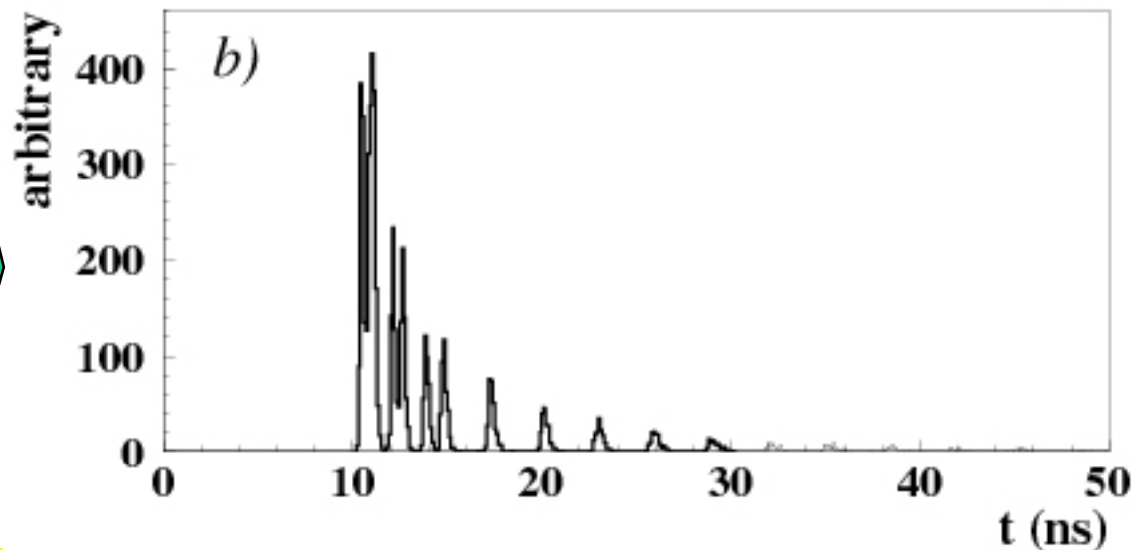
- Excellent time resolution $< \sim 40\text{ps}$

required for single photons in 1.5T B field

TOP image

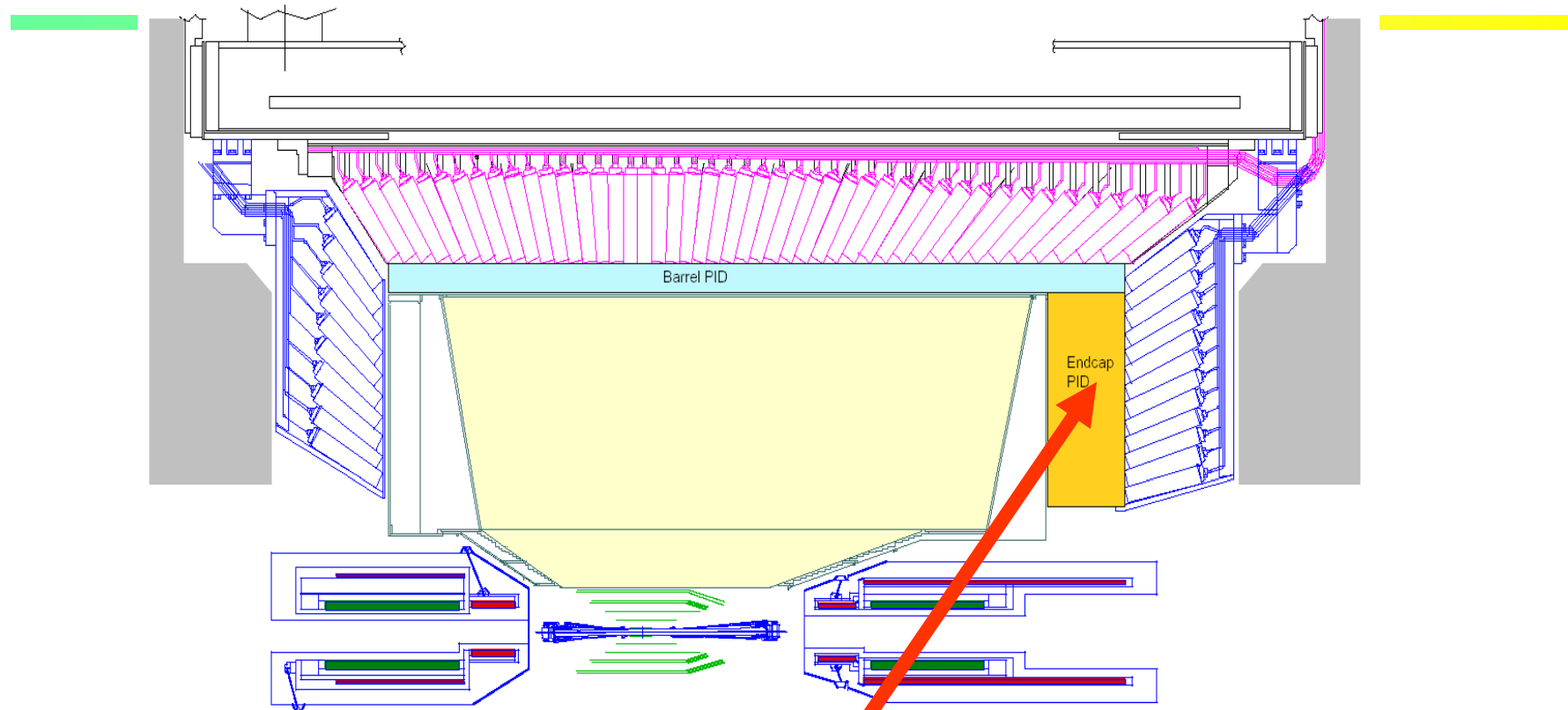


Pattern in the coordinate-time space ('ring') of a pion hitting a quartz bar with ~ 80 MAPMT channels



Time distribution of signals recorded by one of the PMT channels: different for π and K

Belle upgrade – side view



Two new particle ID devices, both RICHes:

Barrel: **TOP** or **focusing DIRC**

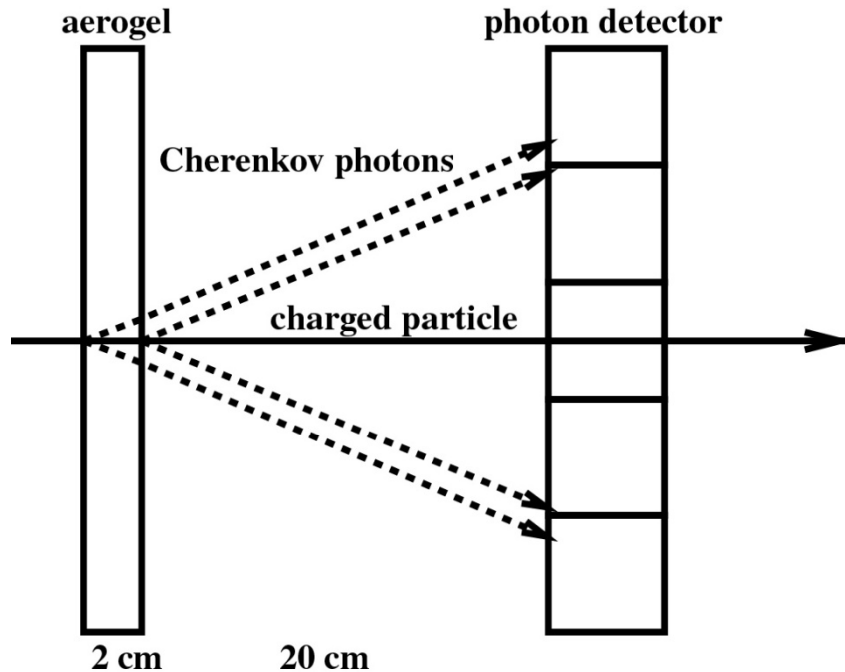
Endcap: **proximity focusing RICH**

Endcap: Proximity focusing RICH

K/ π separation at 4 GeV/c:

$$\theta_c(\pi) \sim 308 \text{ mrad} \quad (n = 1.05)$$

$$\theta_c(\pi) - \theta_c(K) \sim 23 \text{ mrad}$$



For single photons: $\delta\theta_c(\text{meas.}) = \sigma_0$
 $\sim 14 \text{ mrad}$,

typical value for a 20mm thick radiator and 6mm PMT pad size


Per track:
$$\sigma_{\text{track}} = \frac{\sigma_0}{\sqrt{N_{pe}}}$$

Separation:
$$[\theta_c(\pi) - \theta_c(K)] / \sigma_{\text{track}}$$

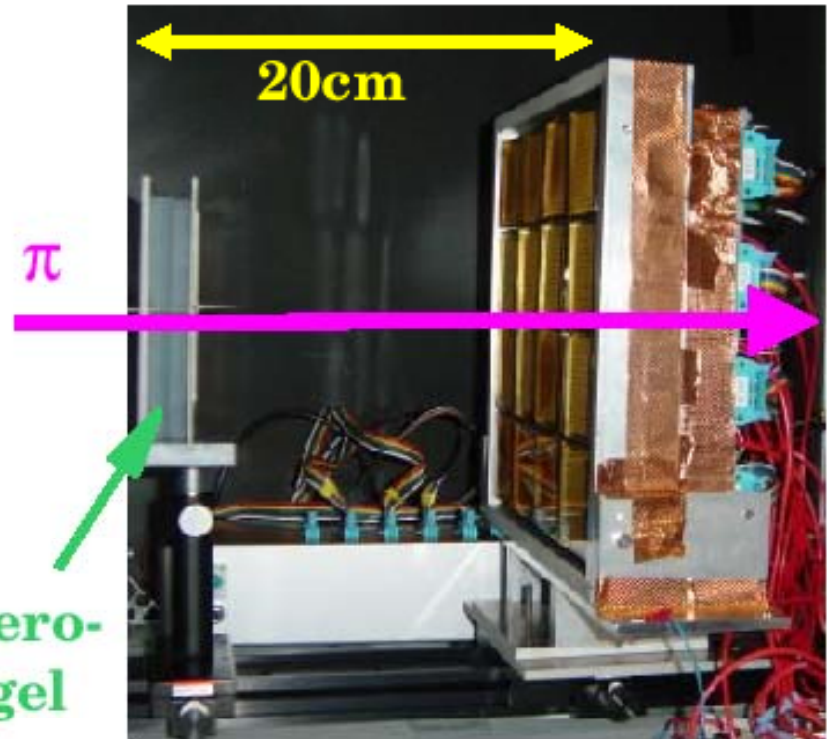
$\rightarrow 5\sigma$ separation with $N_{pe} \sim 10$

Beam tests

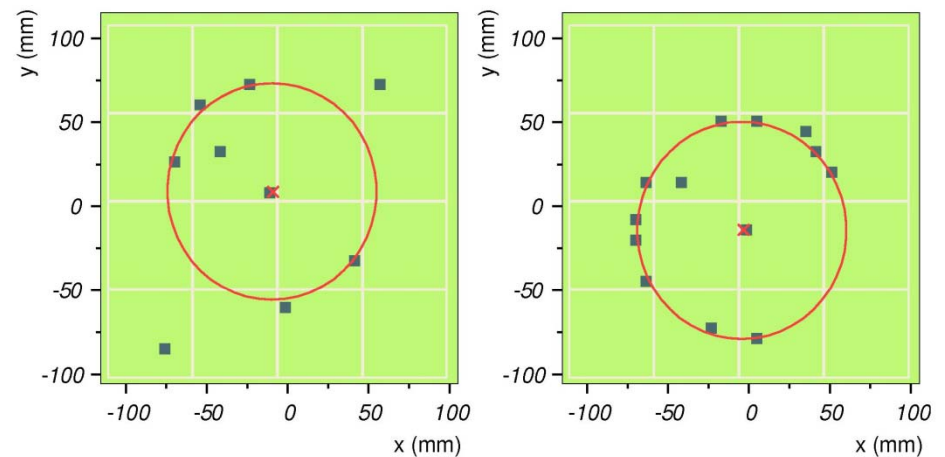
pion beam (π^2) at KEK



Photon detector: array of 16 H8500 PMTs



Clear rings, little background

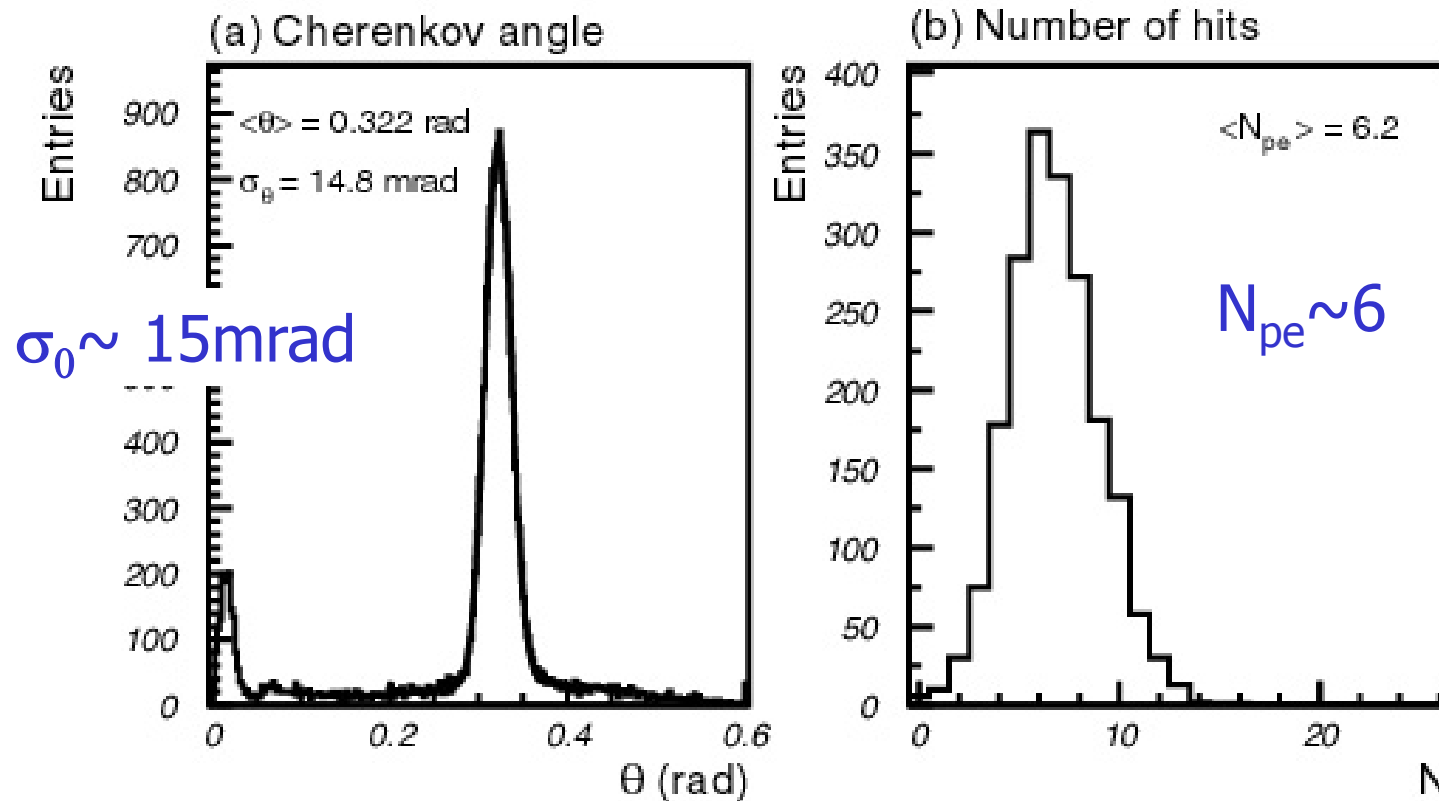


Beam test: Cherenkov angle resolution and number of photons

NIM A521(2004)367; NIM A553(2005)58

Beam test results with 2cm thick aerogel tiles:

>4 σ K/ π separation

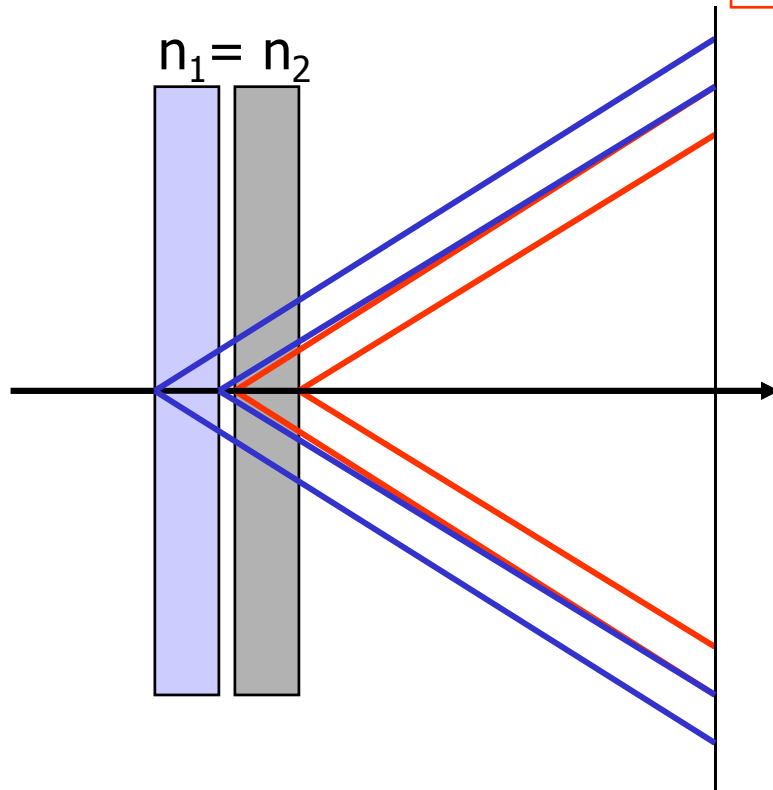


→ Number of photons has to be increased.

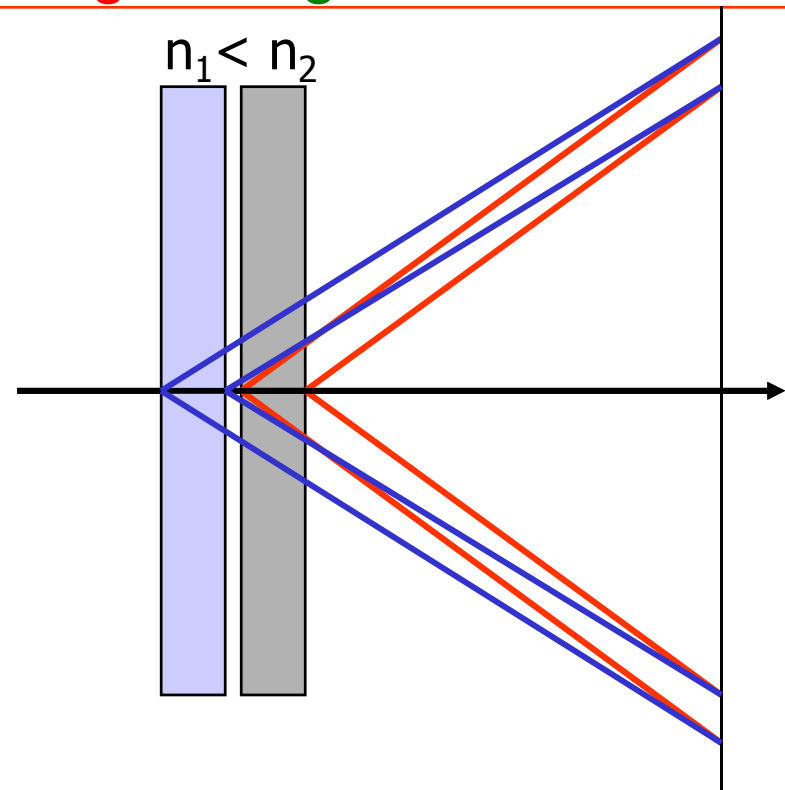

Radiator with multiple refractive indices

How to increase the number of photons without degrading the resolution?

normal



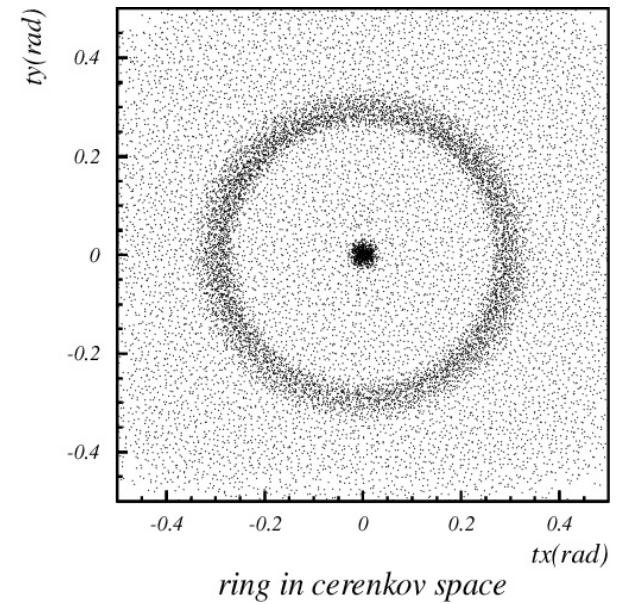
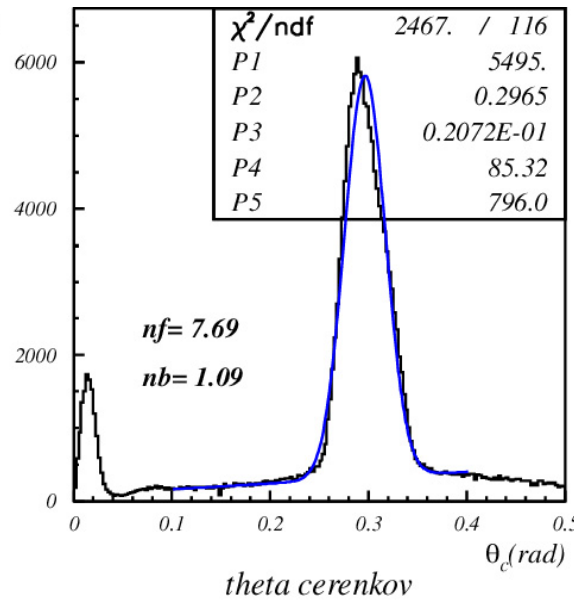
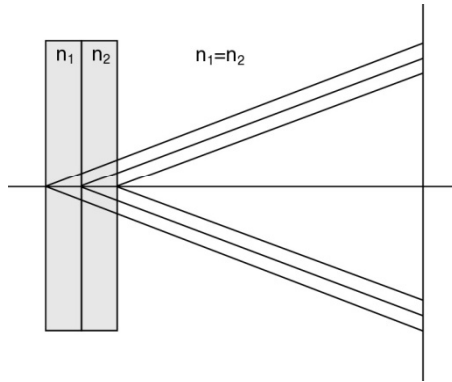
→ stack two tiles with different refractive indices: “focusing” configuration



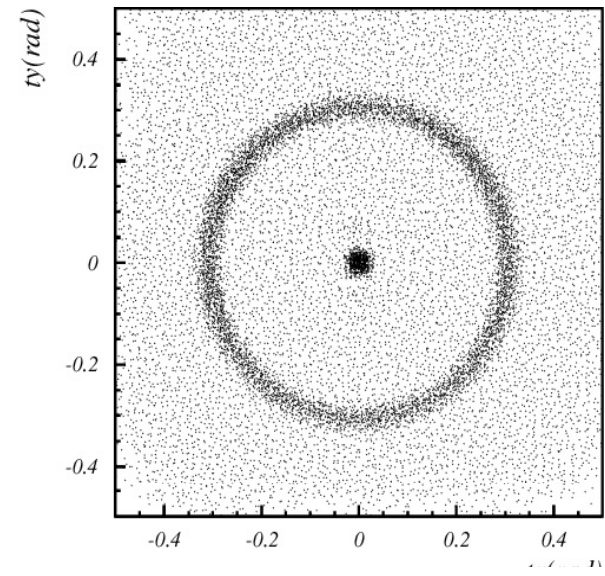
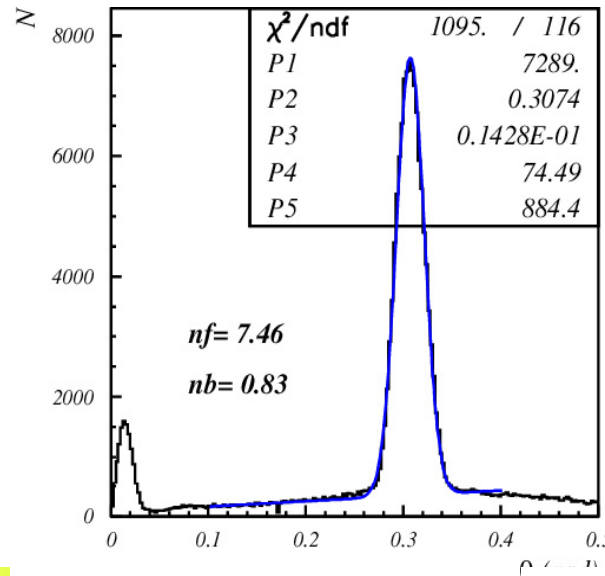
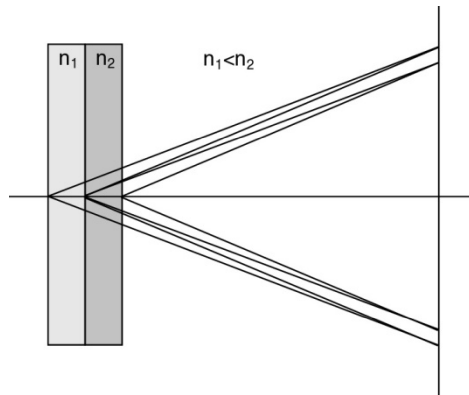
→ focusing radiator

Focusing configuration – data

4cm aerogel single index





2+2cm aerogel



Photon detector options for 1.5T

- **HAPD**
 - Working samples, being tested on the bench and in the beam
 - Stability, ageing? Need more production R&D
- **MCP-PMT**
 - Excellent beam and bench performance
 - Good TTS for TOF information
 - <20ps TOF resolution (low momentum PID)
 - Need lifetime estimation
- **SiPM (GAPD)**
 - Good stability, enough gain and reasonable TTS
 - Need large effective area or light guide to make $\sim 5 \times 5 \text{mm}^2$ pads
 - Need gated readout because of high dark count (< $\sim \text{MHz}$)
 - Radiation hardness?



SiPM as photon detector?

Can we use SiPM (Geiger mode APD) as the photon detector in a RICH counter?

+immune to magnetic field

+high photon detection efficiency, single photon sensitivity

+easy to handle (thin, can be mounted on a PCB)

+potentially cheap (not yet...) silicon technology

+no high voltage

-very high dark count rate (100kHz – 1MHz) with single photon pulse height

-radiation hardness


SiPMs as photon detectors?

SiPM is an array of APDs operating in Geiger mode. Characteristics:

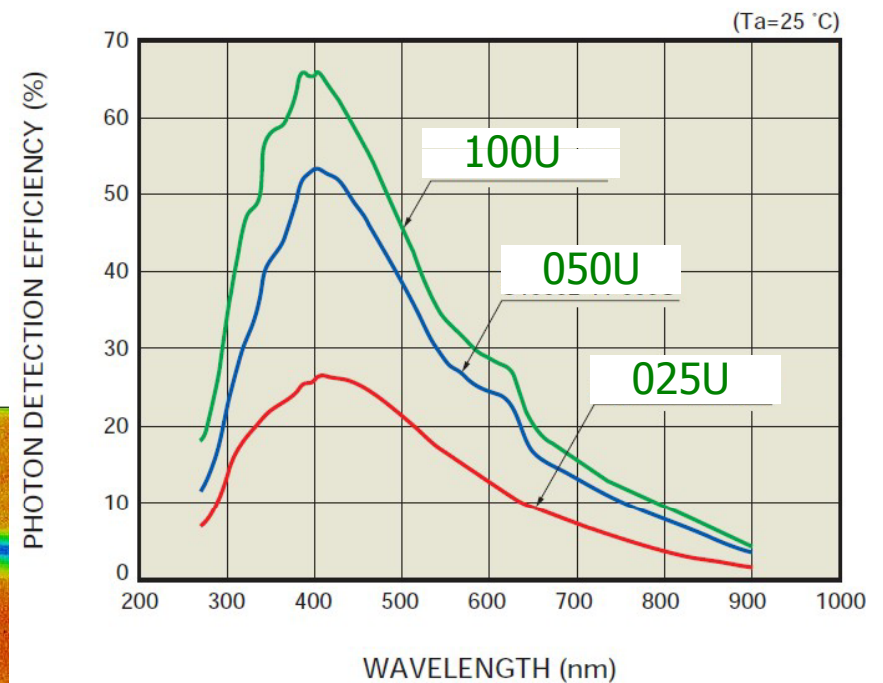
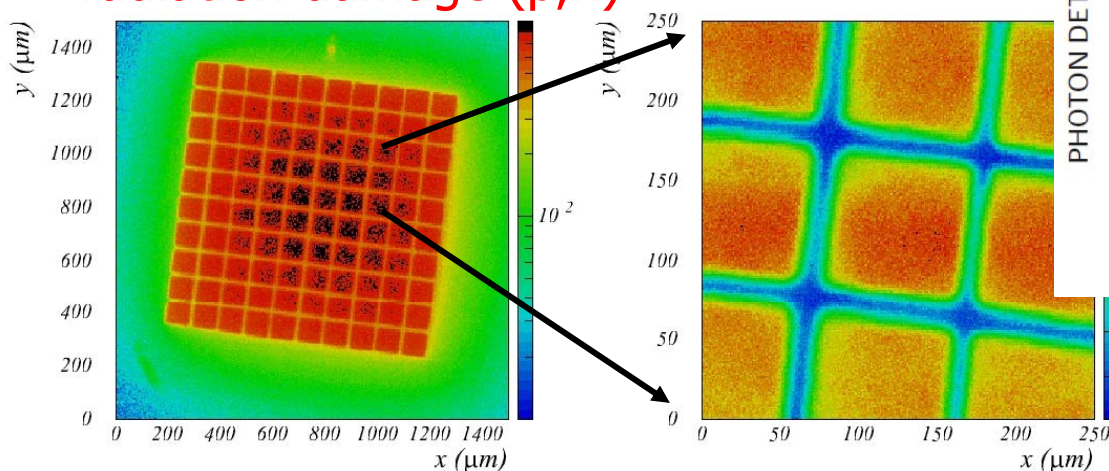
- low operation voltage $\sim 10\text{-}100\text{ V}$
- gain $\sim 10^6$
- peak PDE up to 65%(@400nm)

$$\text{PDE} = \text{QE} \times \epsilon_{\text{geiger}} \times \epsilon_{\text{geo}}$$

- ϵ_{geo} – dead space between the cells
- time resolution $\sim 100\text{ ps}$
- works in high magnetic field
- dark counts $\sim \text{few } 100\text{ kHz/mm}^2$
- radiation damage (p,n)



1 mm



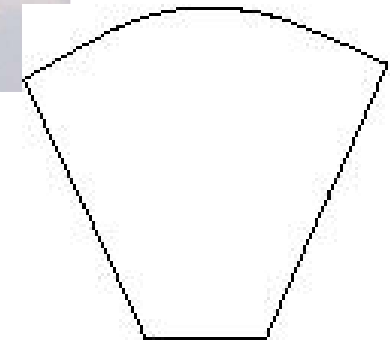
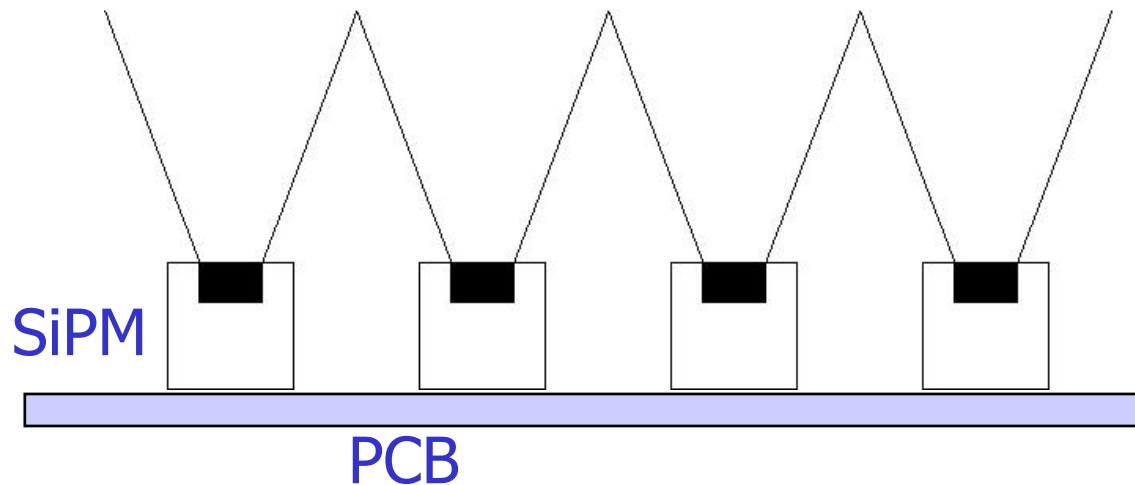
Hamamatsu MPPC: S10362-11

Can such a detector work?

Improve the signal to noise ratio:

- Reduce the noise by a narrow ($<10\text{ns}$) time window
- Increase the number of signal hits per single sensor by using light collectors and by adjusting the pad size to the ring thickness

E.g. light collector with reflective walls



or combine a lens
and mirror walls

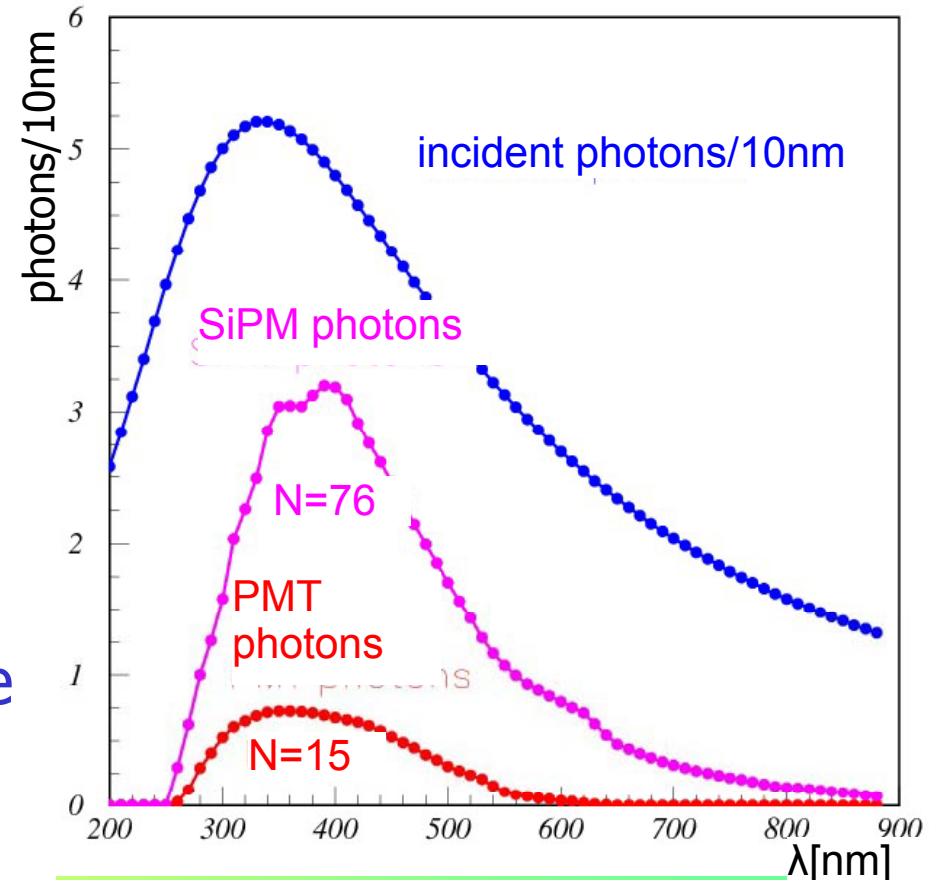
Expected number of photons for aerogel RICH

with multianode PMTs or SiPMs(100U), and
aerogel radiator: thickness 2.5 cm, $n = 1.045$
and transmission length (@400nm) 4 cm.

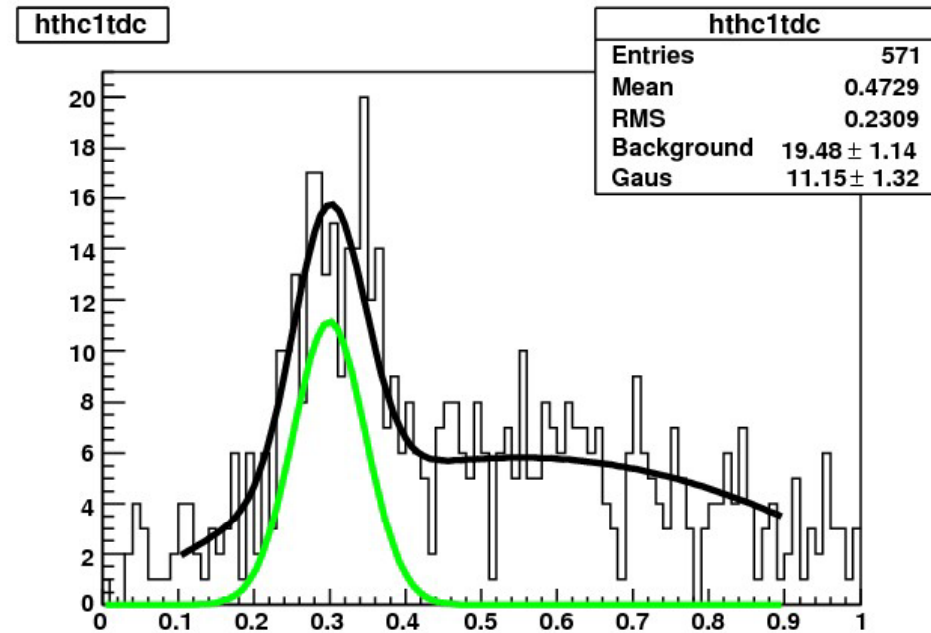

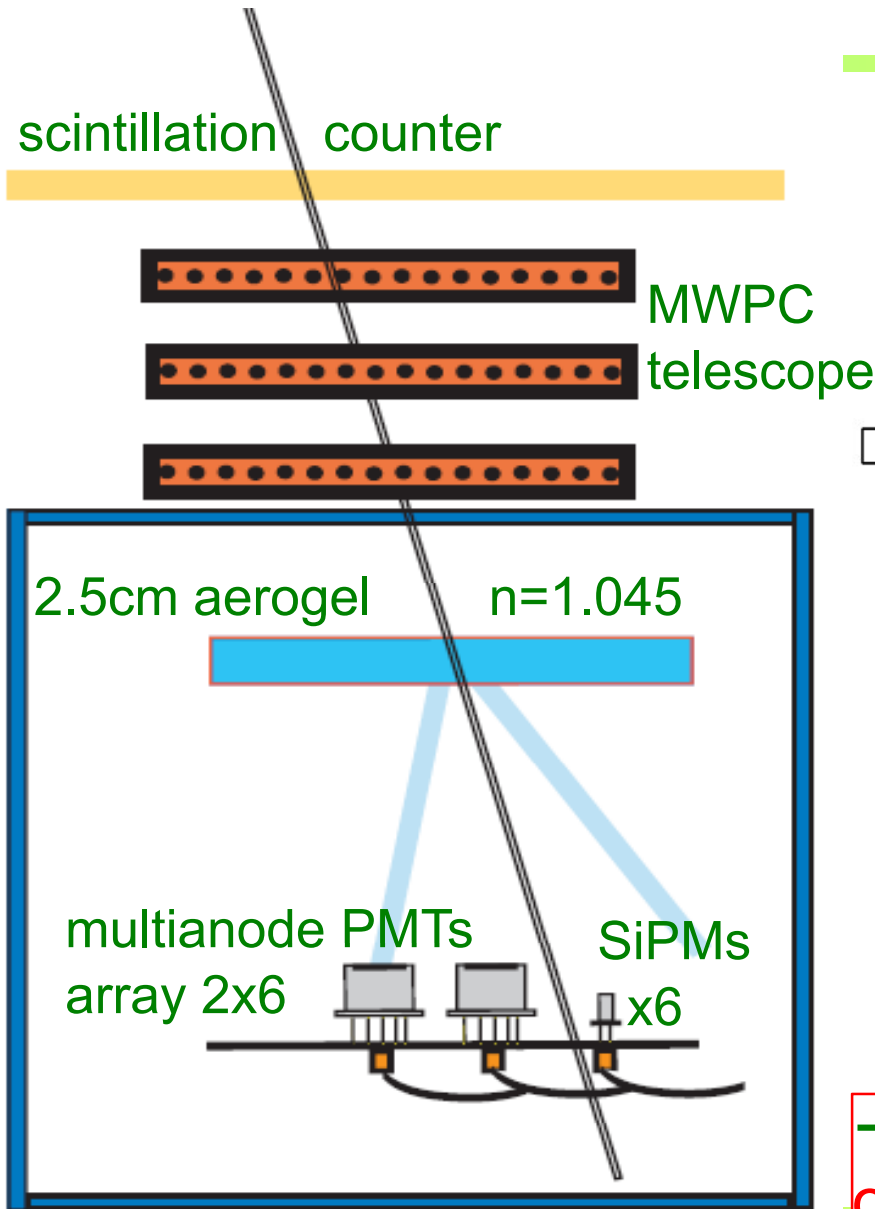
$$N_{\text{SiPM}}/N_{\text{PMT}} \sim 5$$

Assuming 100% detector
active area

Never before tested in a RICH
where we have to detect single
photons. ← Dark counts have
single photon pulse heights
(rate 0.1-1 MHz)



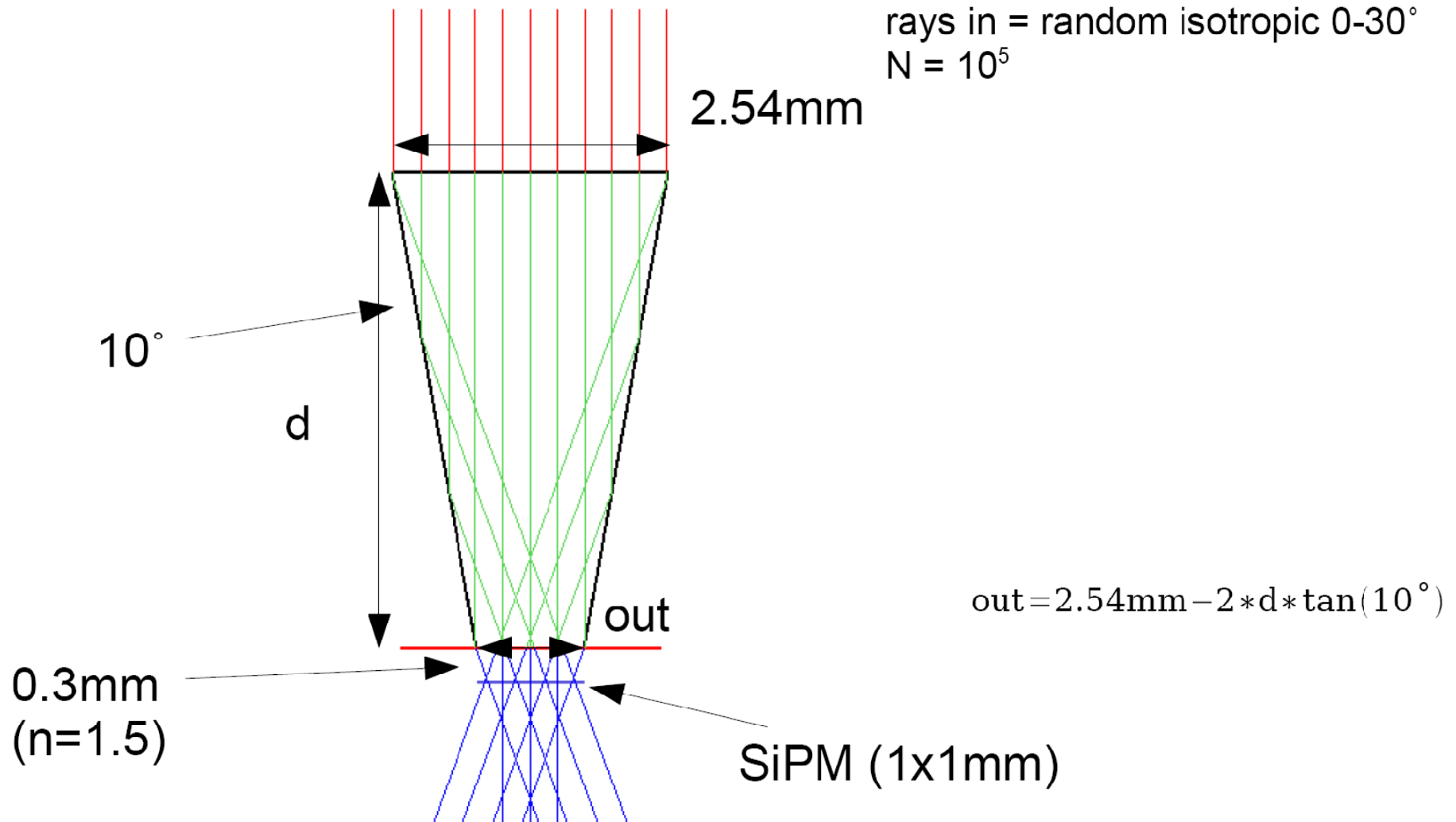
Cosmic rays test setup



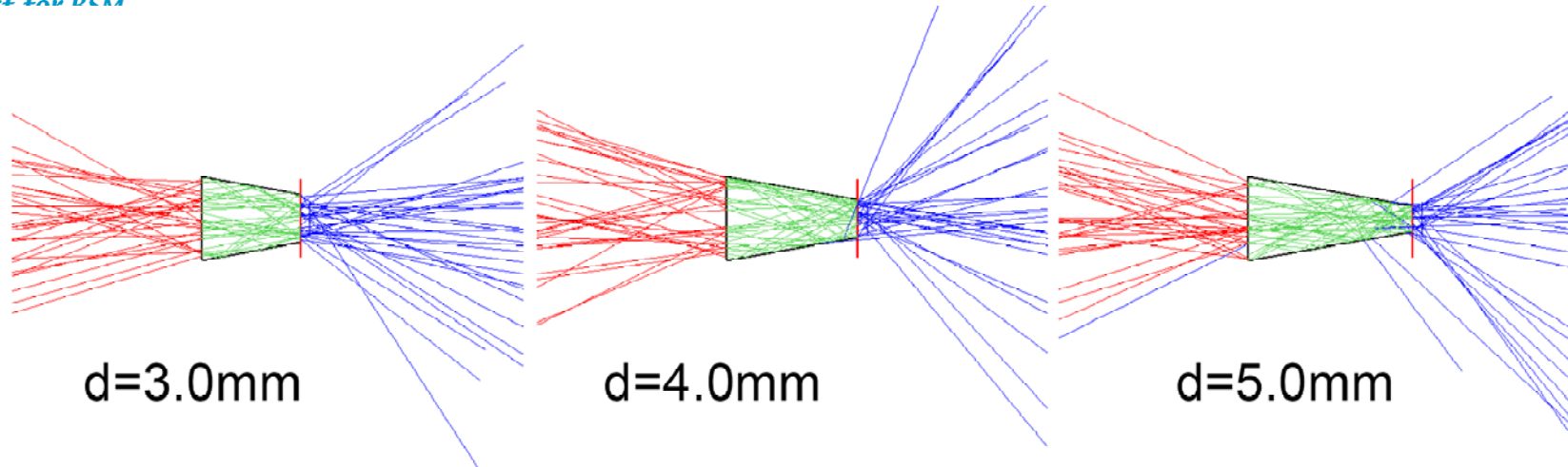
→ First single Cherenkov photons observed with SiPMs

Increase light yield \rightarrow light guides

Light Guide Acceptance / (d and out)



Light guide geometry optimisation



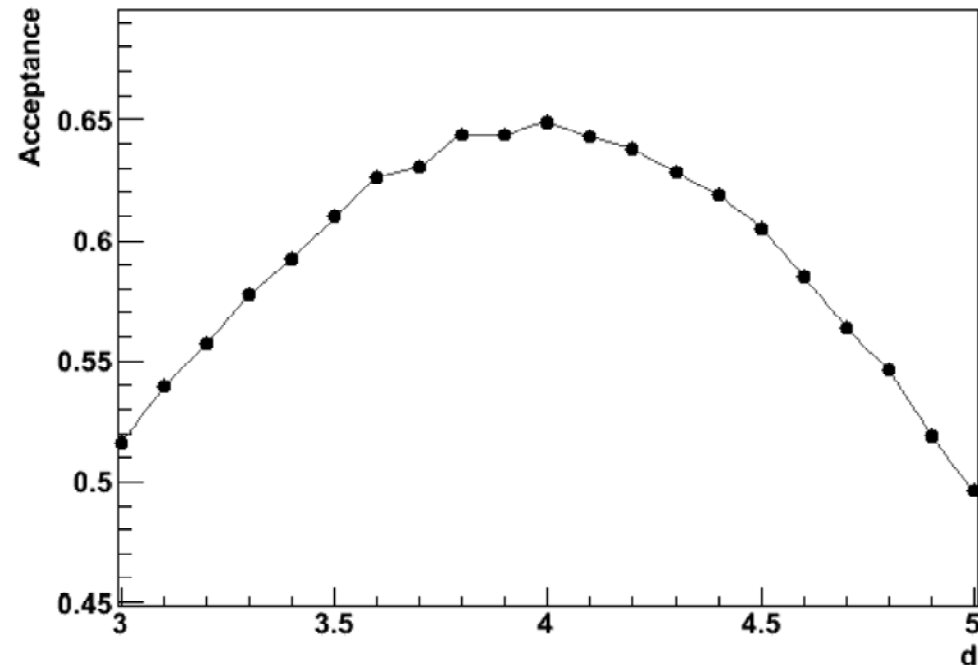
d=3.0mm

d=4.0mm

d=5.0mm

SiPM = 0.8, M = 3.3, d = 5.0 | gap(y,z) = (0.0, 0.0) | $\theta = 30.0$ Thu May 8 14:02:15 2008


d (mm)	out (mm)	accept. (%)
3.0	1.48	51.6
3.1	1.45	54.0
3.2	1.41	55.7
3.3	1.38	57.8
3.4	1.34	59.2
3.5	1.31	61.0
3.6	1.27	62.6
3.7	1.24	63.1
3.8	1.20	64.4
3.9	1.16	64.4
4.0	1.13	64.9
4.1	1.09	64.3
4.2	1.06	63.8
4.3	1.02	62.8
4.4	0.99	61.8
4.5	0.95	60.5
4.6	0.92	58.5
4.7	0.88	56.4
4.8	0.85	54.6
4.9	0.81	51.9



Detector module for beam tests at CERN



SiPMs: array of 8x8 SMD mount
Hamamatsu S10362-11-100P
with 0.3mm protective layer

Light guides



2cm

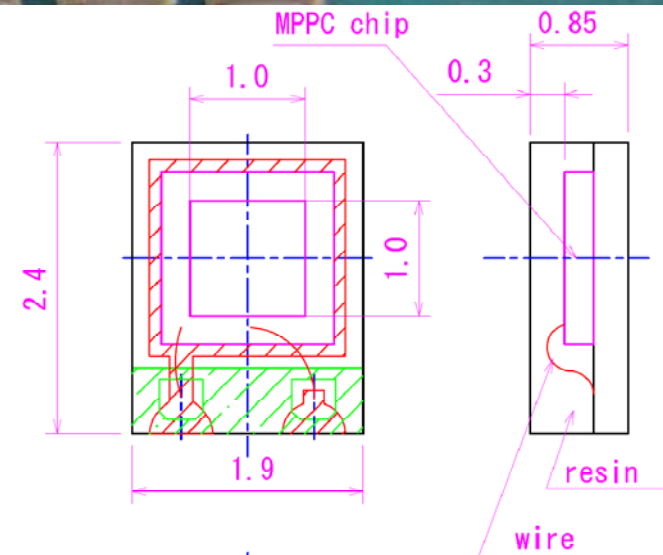
SiPMs + light guides



Photon detector for the beam test

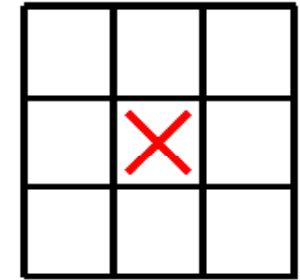
64 SiPMs

20mm

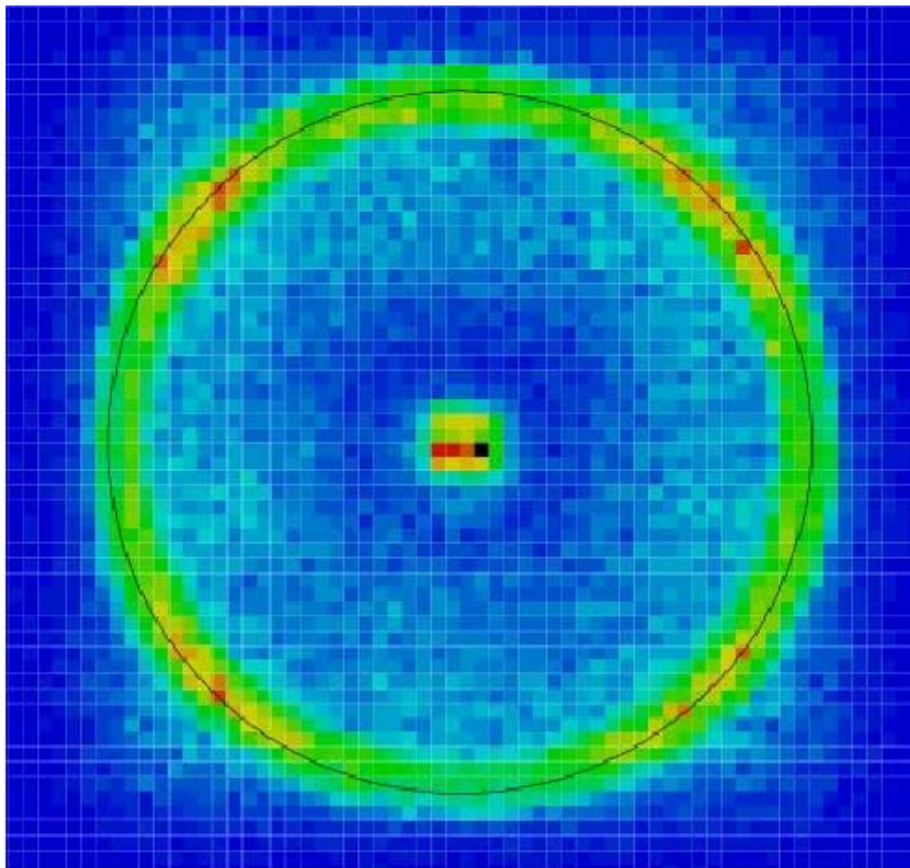


Ring images

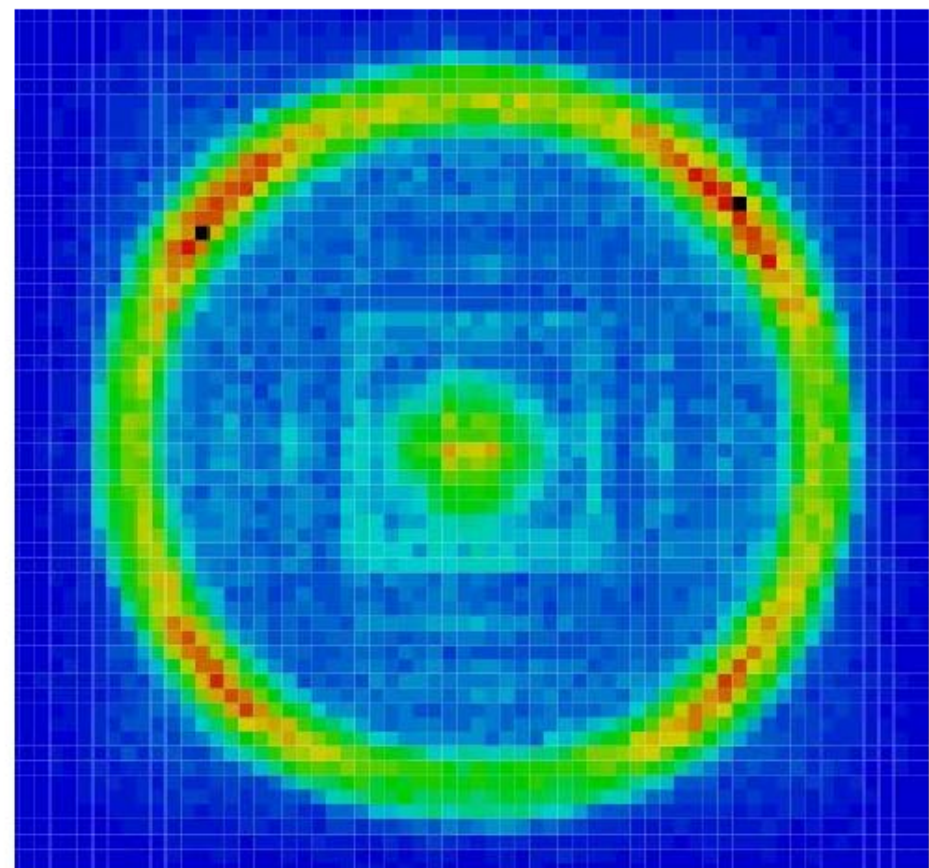
- module was moved to 9 positions to cover the ring area
- these plots show only superposition of 8 positions (central position is not included)



w/o light guides



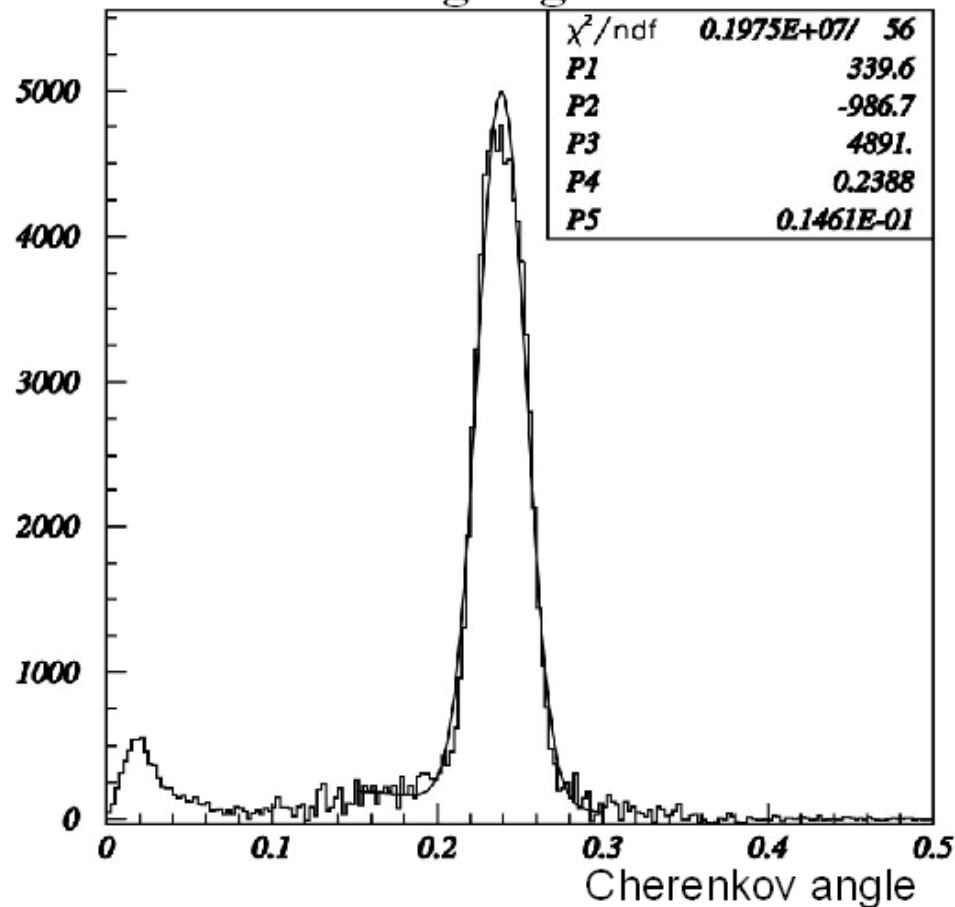
w/ light guides



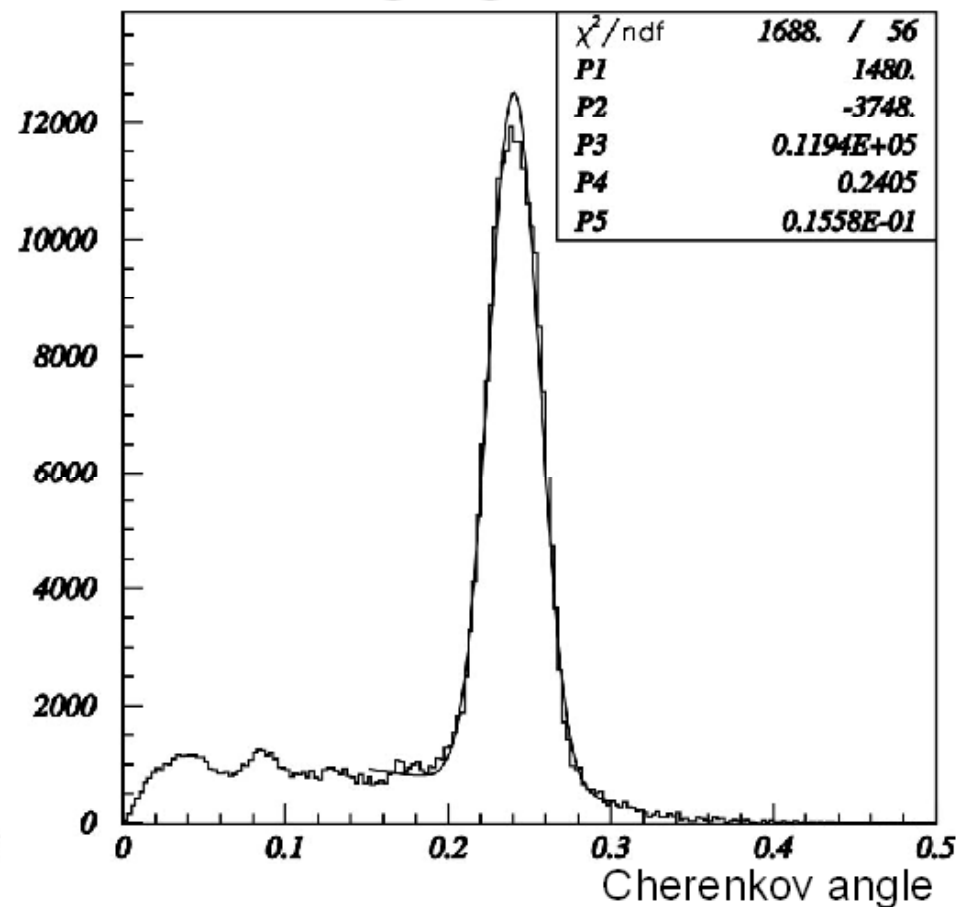
Cherenkov angle distributions

- background subtracted distributions
- ratio of detected photons w/ and w/o: ~ 2.3
- resolution within expectations (14.5mrad)

w/o light guides



w/ light guides



ECL Upgrade

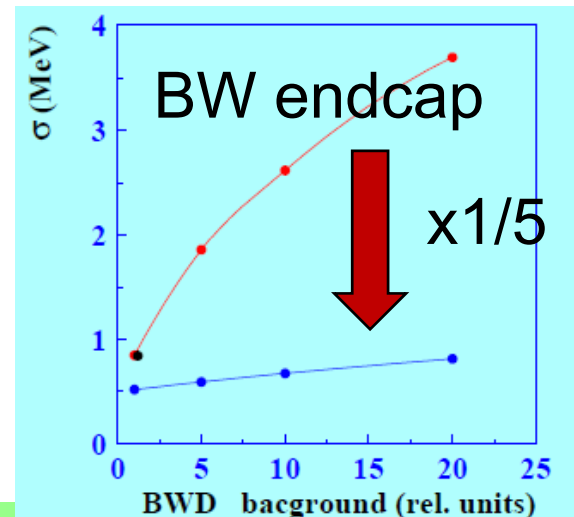
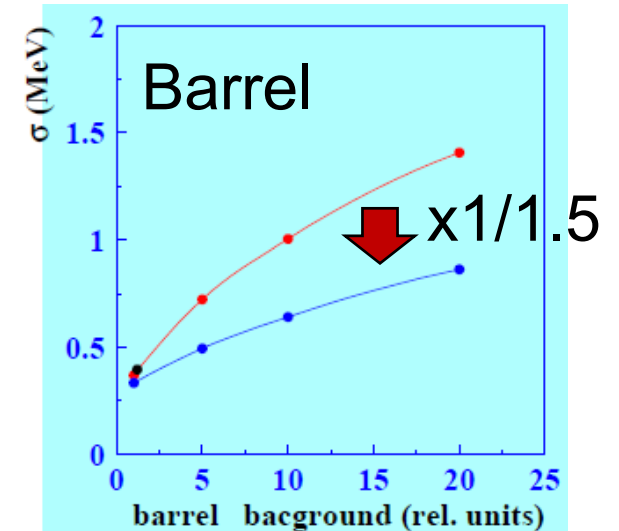
- Increase of dark currents due to neutron flux
- Fake clusters & pile-up noise



- Barrel:
0.5 μ s shaping + 2MHz w.f. sampling.
- Endcap:
pure CsI + photopentods
30ns shaping + 43MHz w.f. sampling



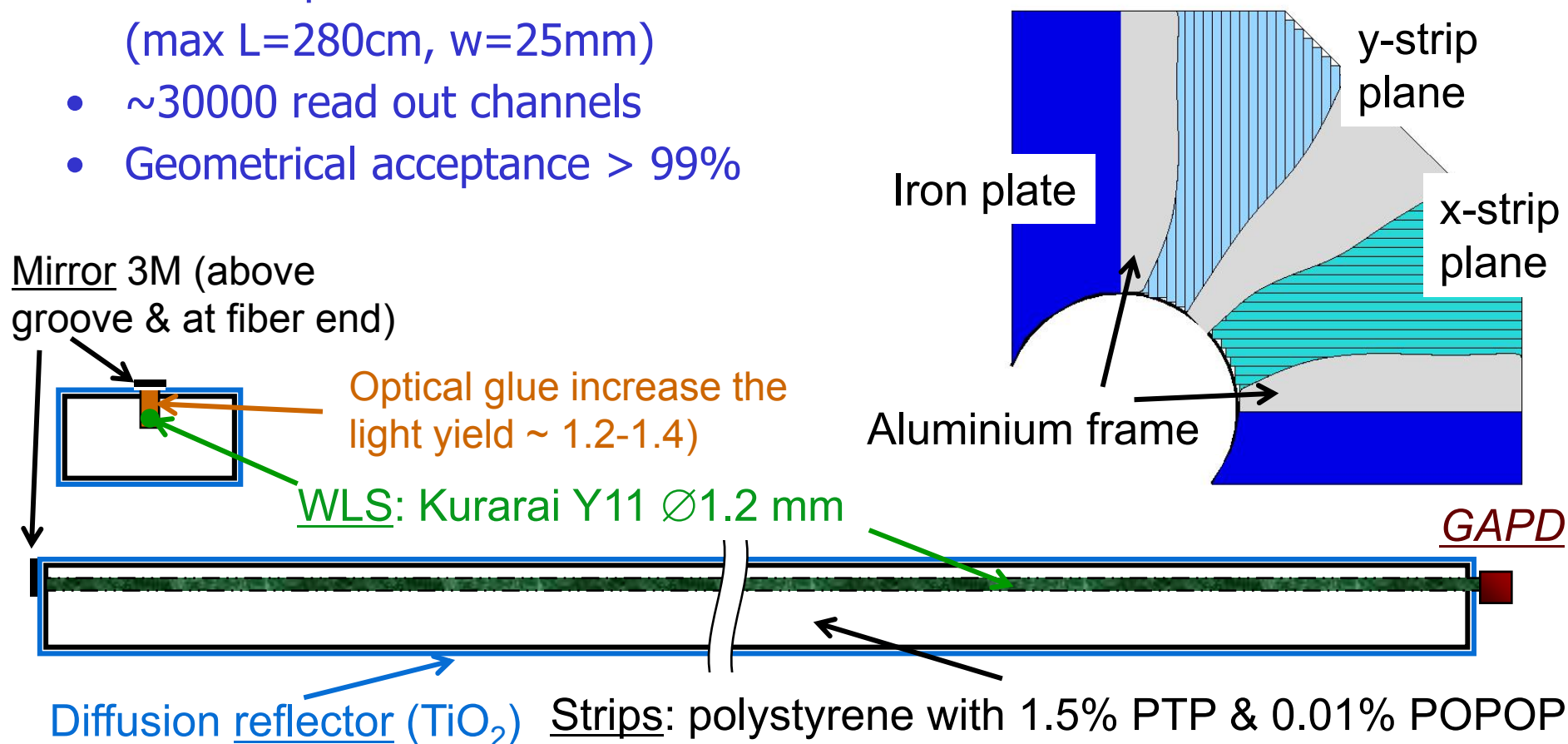
Pure CsI &
photopentods



KLM upgrade

Scintillator-based KLM (endcap)


- Two independent (x and y) layers in one superlayer made of orthogonal strips with WLS read out
- Photo-detector = avalanche photodiode in Geiger mode (SiPM)
- ~120 strips in one 90° sector
(max L=280cm, w=25mm)
- ~30000 read out channels
- Geometrical acceptance > 99%



KEK's 5 year Roadmap

- Official 20 page report released in January 2008 by director A. Suzuki and KEK management
- KEKB's upgrade is the central element in particle physics, with a final goal luminosity of $8 \times 10^{35} \text{ cm}^{-2}\text{s}^{-1}$, and an integrated luminosity of 50 ab^{-1}
- The project is currently being evaluated by the Japanese Ministry of Science and Higher Education (MEXT)

Belle-II (and SuperKEKB) is an open international project that covers the next two orders of magnitudes at the luminosity frontier - a very good opportunity for high impact international collaboration.



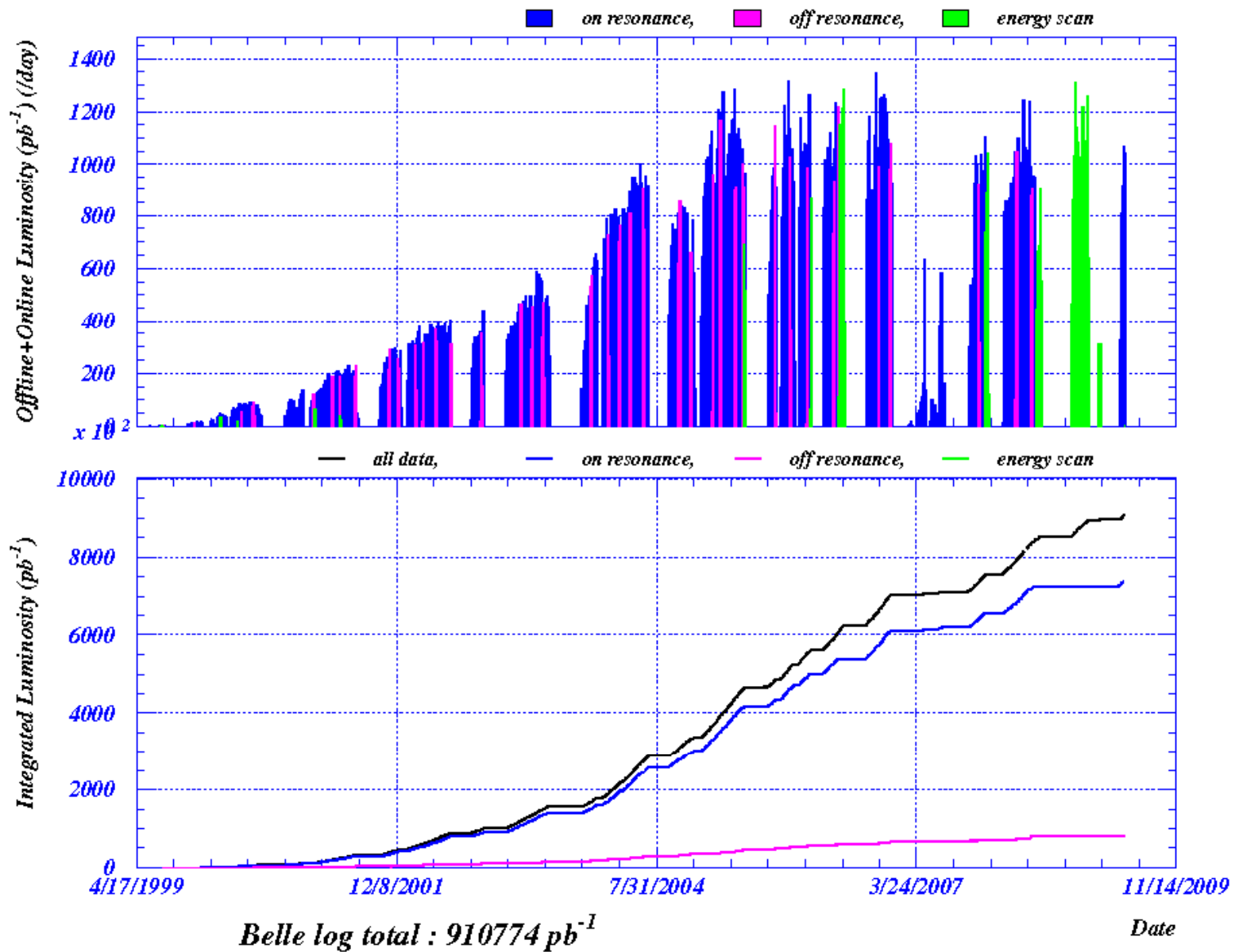
Summary

- B factories have proven to be an excellent tool for flavour physics
- Reliable long term operation, constant improvement of the performance.
- Major upgrade in 2009-12 → Super B factory, $L \times 10 \rightarrow \times 40$
- Essentially a new project, all components have to be replaced, most of things are not yet frozen...
- Expect a new, exciting era of discoveries, complementary to LHC
- Do not miss the chance to be part of it...

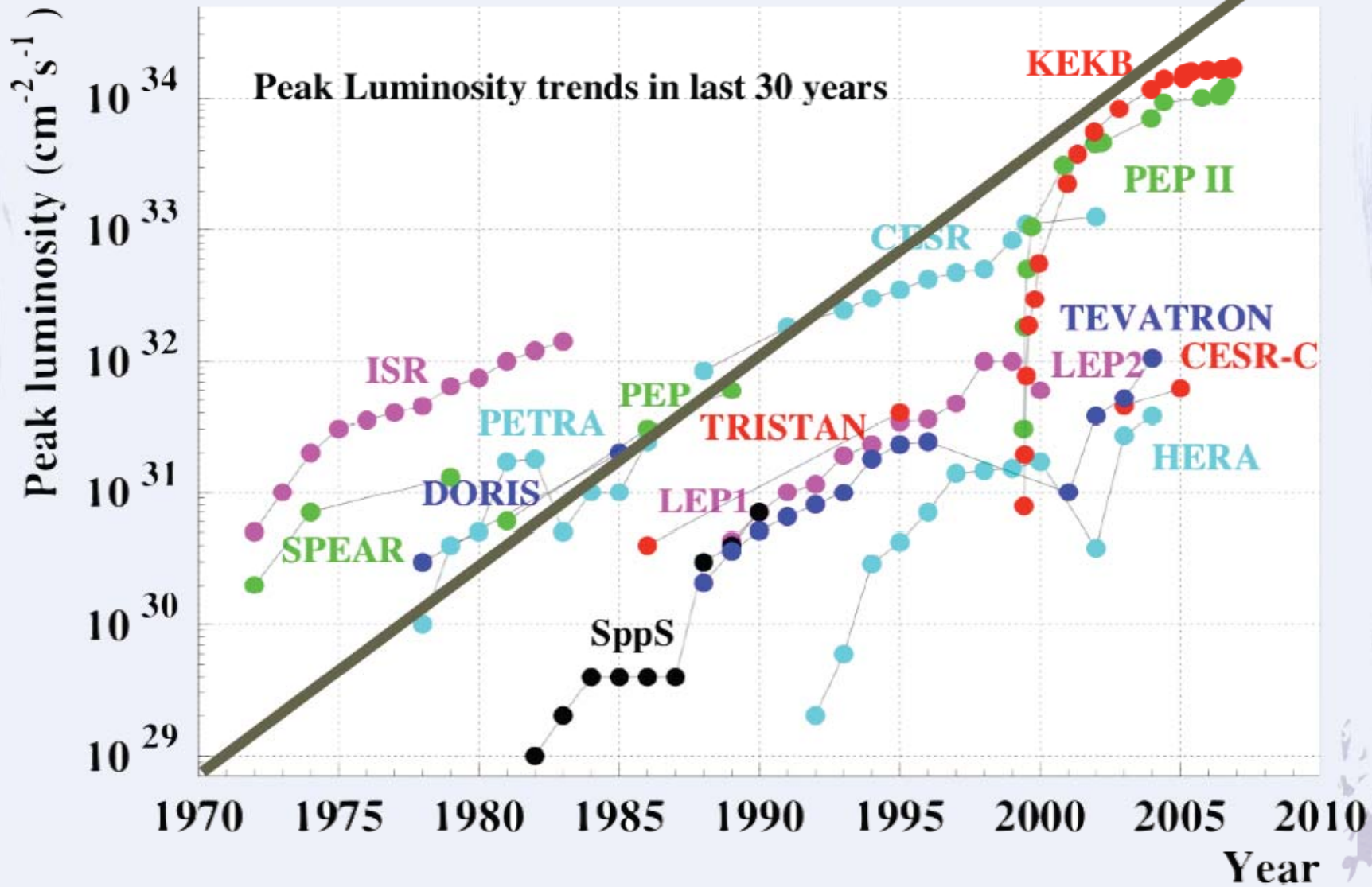
Additional slides

Offline+Online Luminosity (pb^{-1}) (/day)

2009/05/08 07.25



Target: $8 \times 10^{35} \text{ cm}^{-2}\text{s}^{-1}$
= 50 x World Record (KEKB)



Strategy: Nano-Beam Option

$$L = \frac{\gamma_{e\pm}}{2er_e} \left(1 + \frac{\sigma_y^*}{\sigma_x^*} \right) \left(\frac{I_{e\pm} \xi_{sy}^{e\pm}}{\beta_y^*} \right) \left(\frac{R_L}{R_{\xi_y}} \right)$$

Lorentz factor $\gamma_{e\pm}$
 Beam current $I_{e\pm}$
 Beam-beam parameter $\xi_{sy}^{e\pm}$
 Classical electron radius er_e
 Beam size ratio@IP $\frac{\sigma_y^*}{\sigma_x^*}$
 Vertical beta function@IP β_y^*
 Lumi. reduction factor (crossing angle) & Tune shift reduction factor (hour glass effect) $\frac{R_L}{R_{\xi_y}}$
 0.8 ~ 1 (short bunch)

(1) Smaller β_y^*

- 6.5(LER)/5.9(HER) mm → 0.22/0.22 mm

(2) Increase beam currents

- 1.7 A (LER) / 1.4 A (HER) → 2.96 A (LER) / 1.5 A (HER)
- Close to original KEKB design

(3) Increase ξ_{sy}

- 0.1(LER)/0.06(HER) → 0.07/0.07



Preliminary Time Table for Nano-Beam Option Evaluation

Ring Lattice with IR Optics

IR Magnets & Beam Pipes

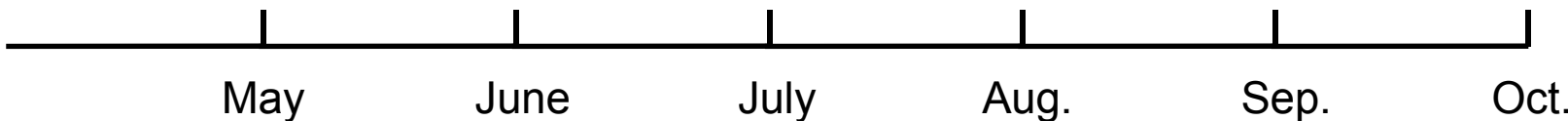
Belle Background

IR Assembly

ARC Beam Pipes & Magnets

Damping Rings

Beam Diagnostics & Feedback

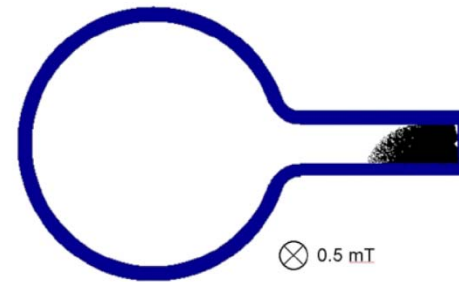
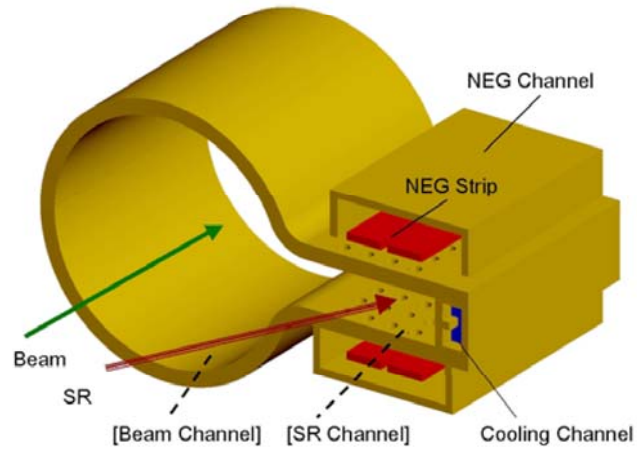


2009

Peter Križan, Ljubljana

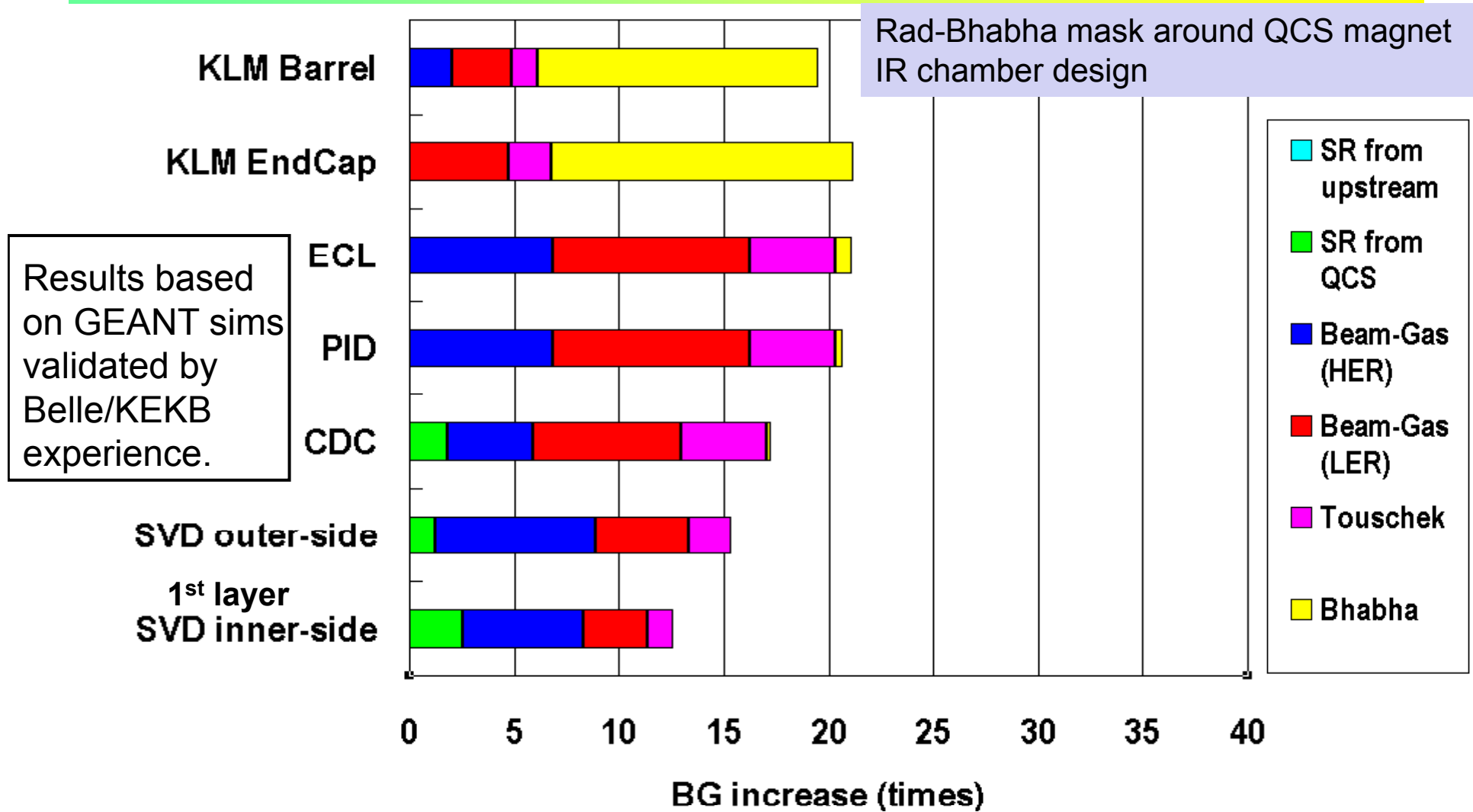
Super-KEKB (cont'd)

- Ante-chamber /solenoid for reduction of electron clouds



Ante-chamber
with solenoid field

Beam Background (after 1st optimization)



Conservative, robust detector should handle up to 20 times more background


Model-indep. check of NP

M. Gronau, PLB 627, 82 (2005);

D. Atwood & A. Soni, Phys. Rev. D 58, 036005(1998).


- $A_{CP}(K\pi)$ sum rule

$$A_{CP}(K^+\pi^-) + A_{CP}(K^0\pi^+) \frac{\mathcal{B}(K^0\pi^+) \tau_0}{\mathcal{B}(K^+\pi^-) \tau_+} = A_{CP}(K^+\pi^0) \frac{2\mathcal{B}(K^+\pi^0) \tau_0}{\mathcal{B}(K^+\pi^-) \tau_+} + A_{CP}(K^0\pi^0) \frac{2\mathcal{B}(K^0\pi^0)}{\mathcal{B}(K^+\pi^-)}$$



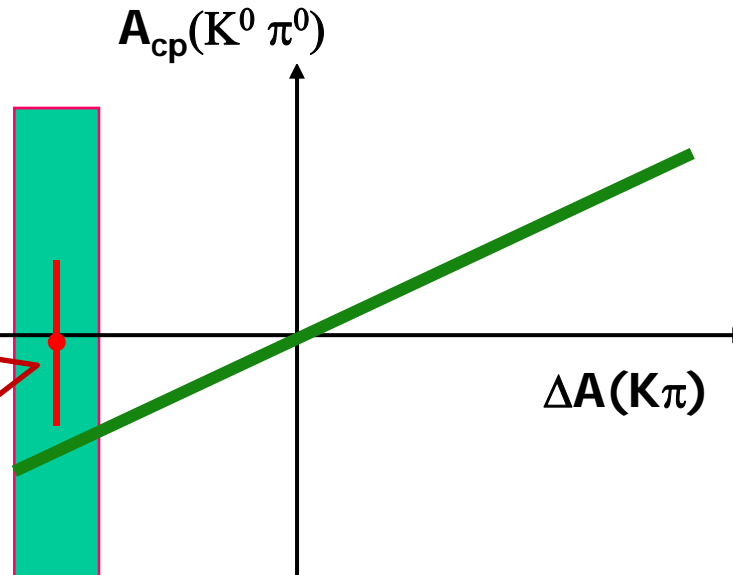
$B^0 \rightarrow K^0 \pi^0$ **New**

$A = -0.13 \pm 0.13 \pm 0.03$



$A = +0.14 \pm 0.13 \pm 0.06$

HFAG AVG: -0.01 ± 0.10



Sum rule predicts $A_{CP}(K^0\pi^0) = -0.151 \pm 0.043$

Leptonic B decays

Phenomenology

additional Higgs doublet;

$\tan\beta=v_1/v_2$, ratio of vacuum expectation values;

H^\pm coupling $\propto m_l \Rightarrow$ same factor as helicity SM suppression

Type II Two Higgs Doublets Models (ϕ_1 gives masses to d-type and charged lepton; ϕ_2 gives masses to u-type; in Type I models ϕ_1 is decoupled and ϕ_2 generates all masses)

W.S.Hou, PRD48, 2342 (1993)

$$\Gamma(B^+ \rightarrow \tau^+ \nu) = \Gamma^{SM}(B^+ \rightarrow \tau^+ \nu) \cdot \underbrace{\left(1 - \frac{m_B^2}{m_H^2} \tan^2 \beta\right)^2}_{\text{independent of } m_\tau}$$

if $\Gamma^{\text{meas}} > \Gamma^{SM} \Rightarrow H^\pm$ contribution dominant

$$\Gamma^{SM}(B^+ \rightarrow \ell^+ \nu) = \frac{G_F^2}{8\pi} |V_{ub}|^2 f_B^2 m_B m_\ell^2 \left(1 - \frac{m_\ell^2}{m_B^2}\right)$$

ratio independent of H^\pm contribution:

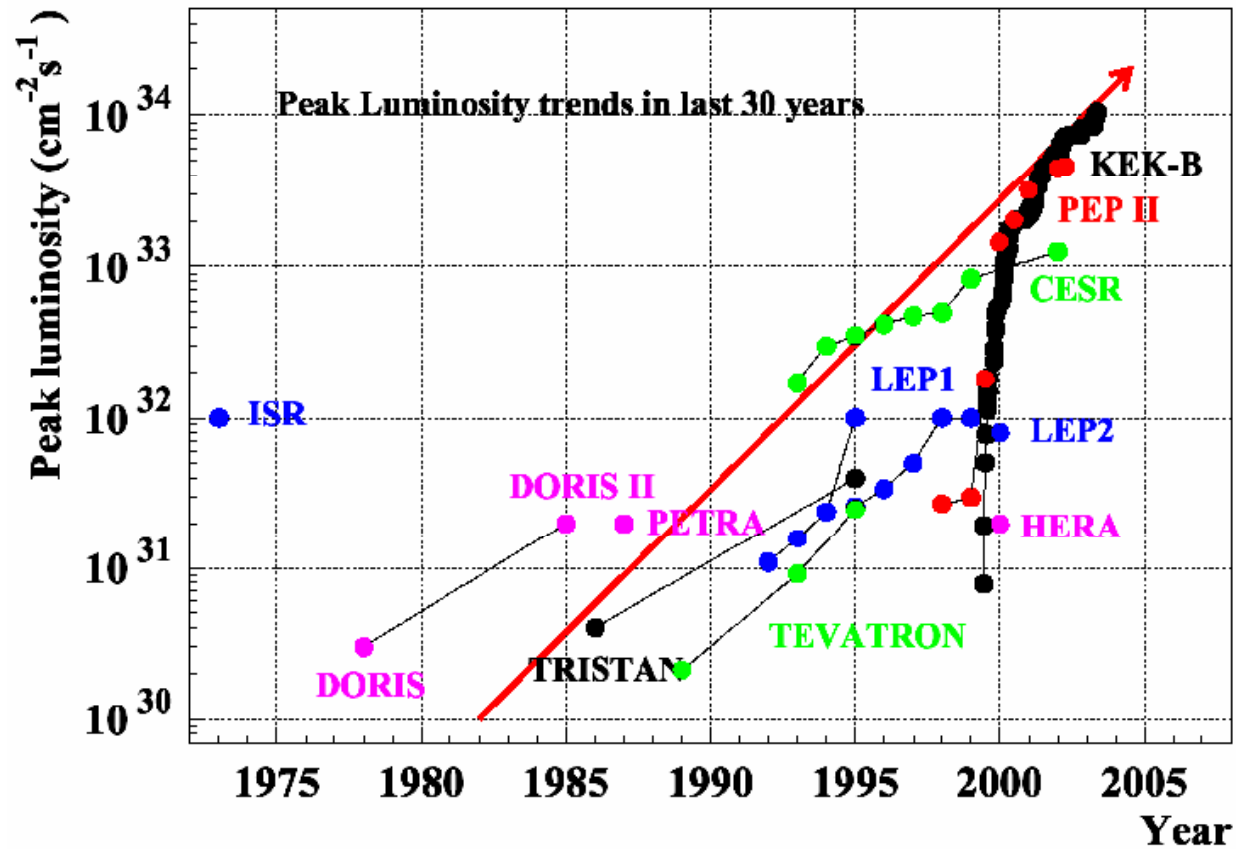
$$\Gamma^{SM}(B^+ \rightarrow \ell_1^+ \nu) / \Gamma^{SM}(B^+ \rightarrow \ell_2^+ \nu) = \frac{m_{l1}^2 (1 - m_{l1}^2 / m_B^2)^2}{m_{l2}^2 (1 - m_{l2}^2 / m_B^2)^2}$$

Comparison with LHCb

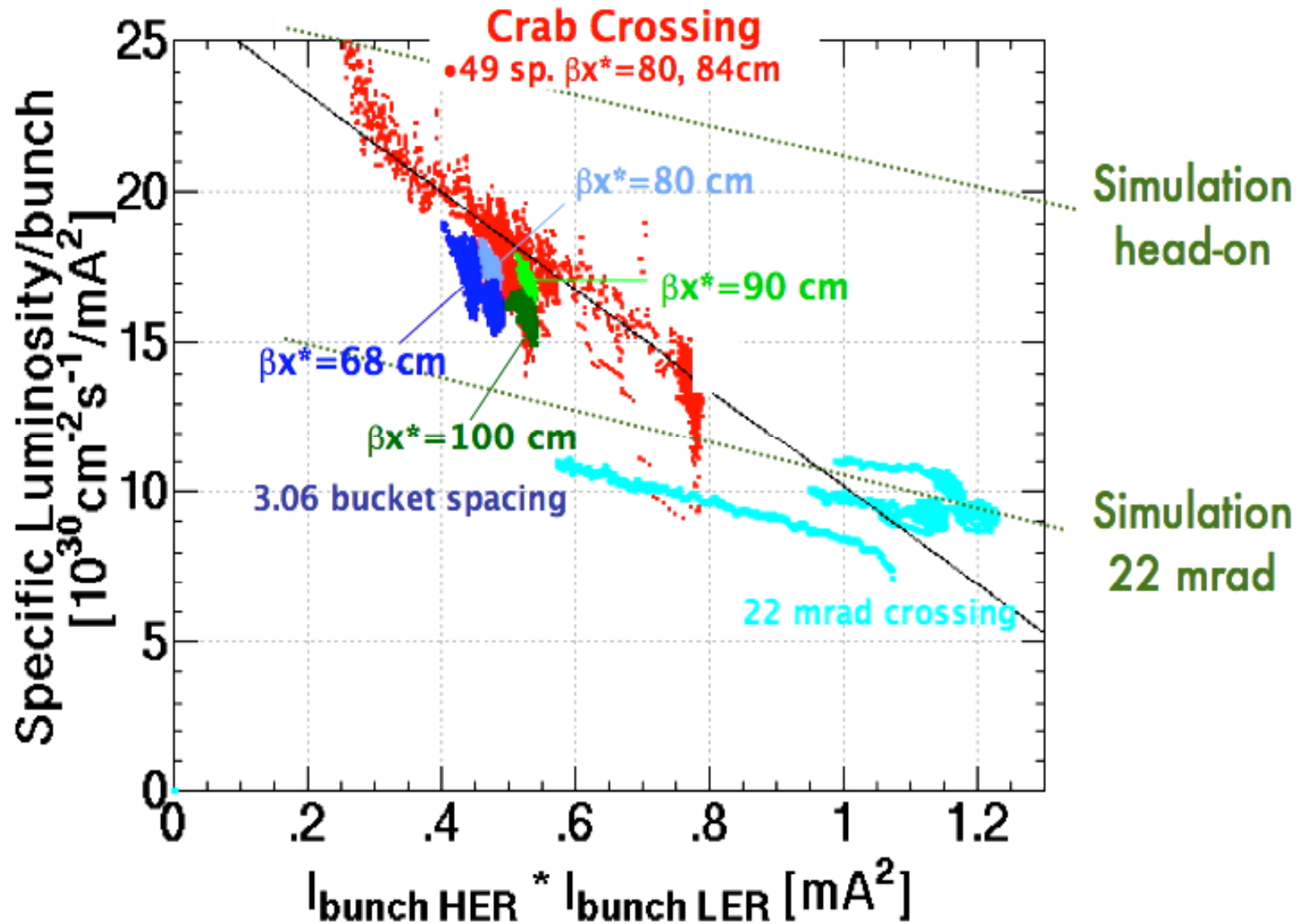
e^+e^- has advantages in...	LHCb has advantages in...
CPV in $B \rightarrow \phi K_S, \eta' K_S, \dots$	CPV in $B \rightarrow J/\psi K_S$
CPV in $B \rightarrow K_S \pi^0 \gamma$	Most of B decays not including ν or γ
$B \rightarrow K \nu \nu, \tau \nu, D^{(*)} \tau \nu$	Time dependent measurements of B_S
Inclusive $b \rightarrow s \mu \mu$, see	$B_{(s,d)} \rightarrow \mu \mu$
$\tau \rightarrow \mu \gamma$ and other LFV	B_c and bottomed baryons
$D^0 \bar{D}^0$ mixing	

Complementary!!

Luminosity and accelerators vs time



Crab cavity commissioning



Rare decays - prospects

- Radiative, electroweak and tauonic B decays are of great importance to probe new physics.
- We are starting to measure $B \rightarrow \tau\nu$, $K\nu\nu$, $D\tau\nu$, $A_{\text{FB}}(K^*\text{II})$, $A_{\text{CP}}(K\pi^0\gamma)$ etc. at the current B factories.

→ Hot topics in the coming years !

- For precise measurements, **we need a Super-B factory!**

→ Observe $K^{(*)}\nu\nu$, zero crossing in A_{FB} , $D^{(*)}\tau\nu$

→ Expected precision ($5\text{ab}^{-1} \rightarrow 50\text{ab}^{-1}$);

- $\text{Br}(\tau\nu)$: 13% \rightarrow 7%
- $\text{Br}(D^{(*)}\tau\nu)$: 7.9% \rightarrow 2.5%
- q_0^2 of $A_{\text{FB}}(K^*\text{II})$: 11% \rightarrow 5%
- $A_{\text{CP}}(K\pi^0\gamma)$ tCPV: 0.14 \rightarrow 0.04

D^0 mixing in K^+K^- , $\pi^+\pi^-$

$$D^0 \rightarrow K^+K^- / \pi^+\pi^-$$

CP even final state;
in the limit of no CPV: $CP|D_1\rangle = |D_1\rangle$
 \Rightarrow measure $1/\Gamma_1$

$$y_{CP} \equiv \frac{\tau(K^-\pi^+)}{\tau(K^-K^+)} - 1 = y \cos \varphi - \frac{1}{2} A_M x \sin \varphi =$$

$$\stackrel{\text{no CPV}}{=} y$$

S. Bergman et al., PLB486, 418 (2000)

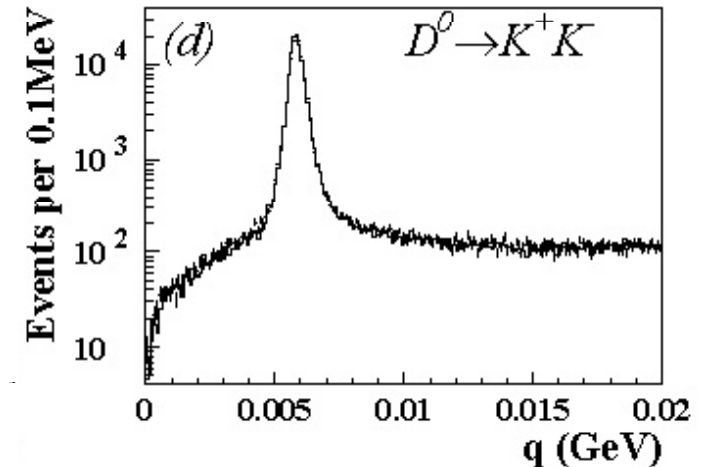
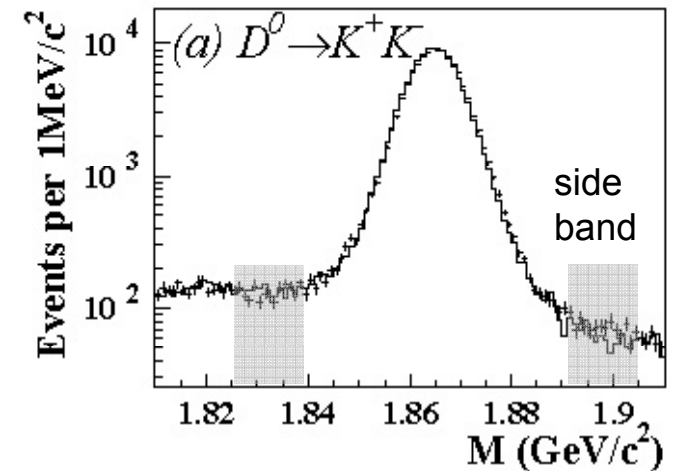
A_M , φ : CPV in mixing and interference

Signal: $D^0 \rightarrow K^+K^- / \pi^+\pi^-$ from D^*

M , Q , σ_t selection optimized in MC

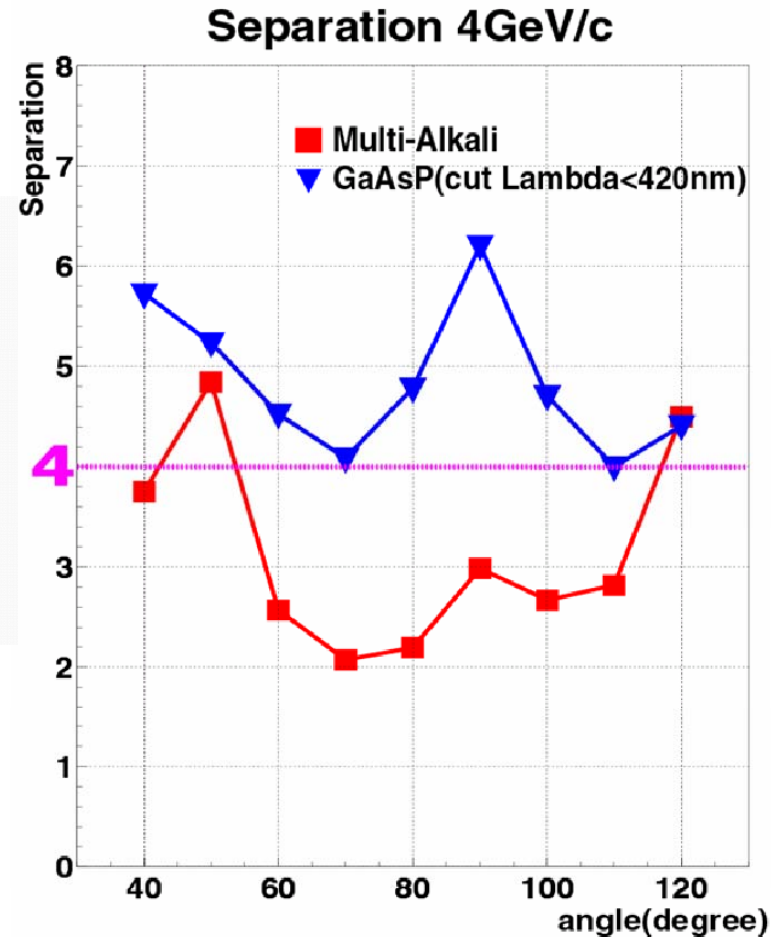
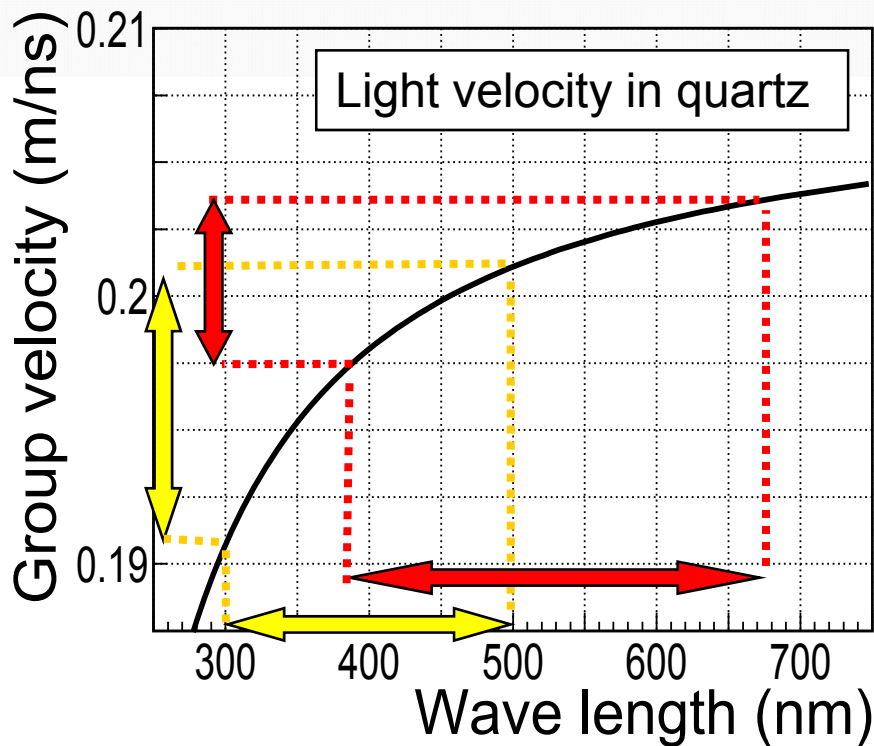
	K^+K^-	$K^-\pi^+$	$\pi^+\pi^-$
N_{sig}	111×10^3	1.22×10^6	49×10^3
purity	98%	99%	92%

$$|D_{1,2}\rangle = p|D^0\rangle \pm q|\bar{D}^0\rangle$$



Expected performance with:

bi-alkali photocathode: $<4\sigma$ p/K
separation at 4GeV/c (\leftarrow chromatic dispersion)



with GaAsP photocathode:
 $>4\sigma$ π /K separation at
4GeV/c