


3M™ Pak 20 Thru-Board Socket

2 mm × 2 mm Straight, Solder Tails

1532 Series



- High temperature dielectric
- IR and wave solder compatible
- Maximizes use of PC board space
- Integral solder mask plug
- Minimizes PC board stacking heights
- End and side stackable feature

Date Modified: May 30, 2003

TS-0522-14
Sheet 1 of 2

Physical

Insulation

Material: Glass Filled PCT
Flammability: UL 94V-0
Color: Black

Contact

Material: Copper Alloy

Plating

Underplating: 50-150 μ " [1.27-3.81 μ m] Nickel — QQ-N-290, Class 2
Wiping Area: Gold — MIL-G-45204, Type II, Grade C
Solder Tails: 100-300 μ " [2.54-7.62 μ m] 90/10 Tin Lead — MIL-P-81728

Note: The location and thickness of the contact plating is determined by the part number. Refer to ordering information.

Electrical

Current Rating: 1.5 A
Insulation Resistance: $> 5 \times 10^9 \Omega$ at 250 Vdc
Withstanding Voltage: 500 Vdc at Sea Level

Environmental

Temperature Rating: -55°C to +105°C

UL File No.: E68080

3M
Interconnect Solutions
<http://www.3M.com/interconnects/>

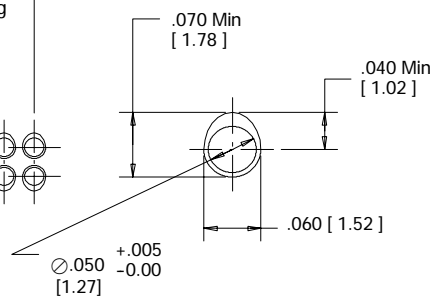
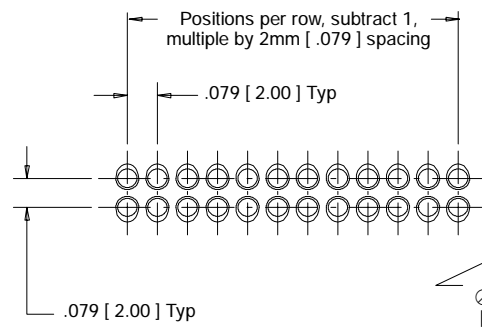
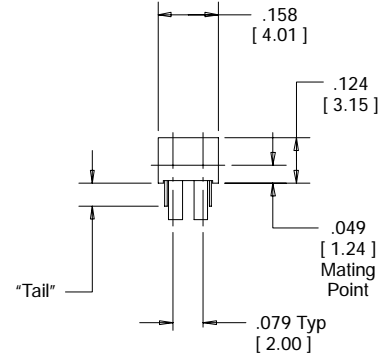
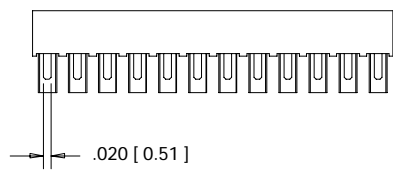
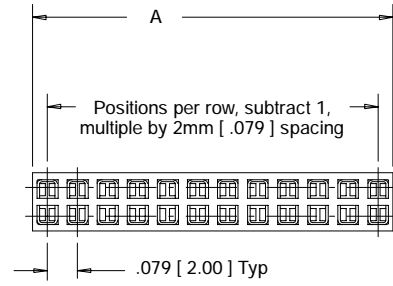
3M is a trademark of 3M Company.
For technical, sales or ordering information call
800-225-5373

3M™ Pak 20 Thru-Board Socket

2 mm × 2 mm Straight, Solder Tails

1532 Series

Contact Quantity	Dimension A ^{+0.00} _{-.010}
04	0.156 [4.00]
06	0.231 [6.00]
08	0.310 [8.00]
10	0.389 [10.00]
12	0.467 [12.00]
14	0.546 [14.00]
16	0.625 [16.00]
18	0.704 [18.00]
20	0.782 [20.00]
22	0.861 [22.00]
24	0.940 [24.00]
26	1.019 [26.00]
28	1.097 [28.00]
30	1.176 [30.00]
32	1.255 [32.00]
34	1.334 [34.00]
36	1.412 [36.00]
38	1.491 [38.00]
40	1.570 [40.00]
42	1.649 [42.00]
44	1.727 [44.00]
46	1.806 [46.00]
48	1.885 [48.00]
50	1.964 [50.00]
52	2.042 [52.00]
54	2.121 [54.00]
56	2.200 [56.00]
58	2.278 [58.00]
60	2.357 [60.00]



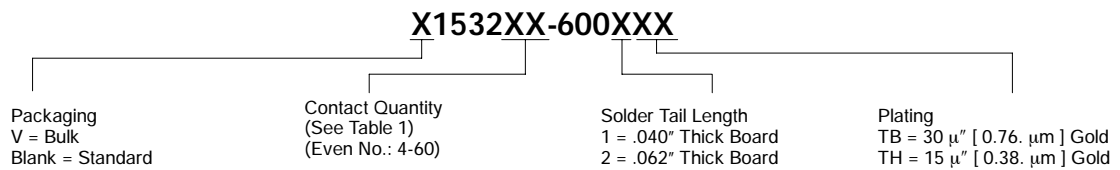
Recommended Mounting Hole Pattern

Inch [mm]			
Tolerance Unless Noted			
	.0	.00	.000
Inch	±.1	±.01	±.005

[] Dimensions for Reference only

Note:
1. See Tech Brief #80-6106-0770-9 for 6000 style pc board processing requirements.

Ordering Information



TS-0522-14
Sheet 2 of 2

Important Notice

All statements, technical information, and recommendations related to 3M's products are based on information believed to be reliable, but the accuracy or completeness is not guaranteed. Before using this product, you must evaluate it and determine if it is suitable for your intended application. You assume all risks and liability associated with such use. Any statements related to the product which are not contained in 3M's current publications, or any contrary statements contained on your purchase order shall have no force or effect unless expressly agreed upon, in writing, by an authorized officer of 3M.



Electronic and Interconnect Solutions Division

6801 River Place Blvd.
Austin, TX 78726-9000
www.3M.com/eisd

Warranty; Limited Remedy; Limited Liability.

This product will be free from defects in material and manufacture for a period of 1 year from the date of purchase. **3M MAKES NO OTHER WARRANTIES INCLUDING, BUT NOT LIMITED TO, ANY IMPLIED WARRANTY OF MERCHANTABILITY OR FITNESS FOR A PARTICULAR PURPOSE.** If this product is defective within the warranty period stated above, your exclusive remedy shall be, at 3M's option, to replace or repair the 3M product or refund the purchase price of the 3M product. **Except where prohibited by law, 3M will not be liable for any loss or damage arising from this 3M product, whether direct, indirect, special, incidental or consequential regardless of the legal theory asserted.**