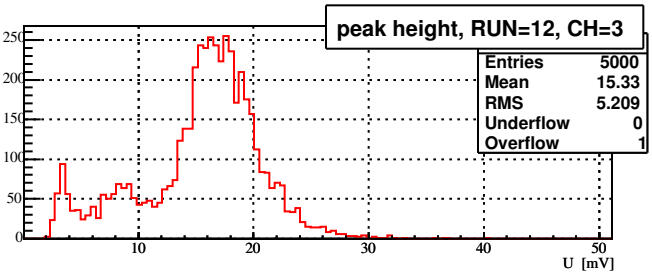
peak height, RUN=12, CH=3
Entries 5000
Mean 15.33
RMS 5.209
Underflow 0
Overflow 1
U [mV]

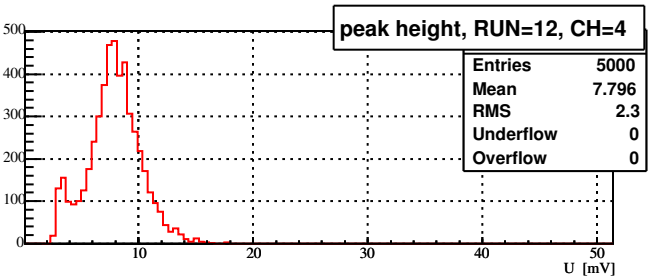
peak height, RUN=12, CH=4
Entries 5000
Mean 7.796
RMS 2.3
Underflow 0
Overflow 0
U [mV]

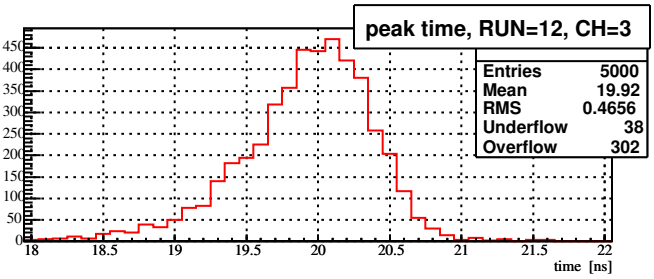
peak time, RUN=12, CH=3
Entries 5000
Mean 19.92
RMS 0.4656
Underflow 38
Overflow 302
time [ns]

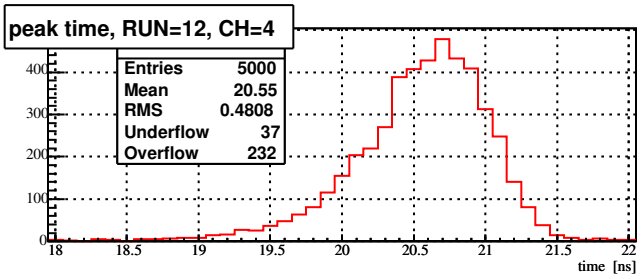
peak time, RUN=12, CH=4
Entries 5000
Mean 20.55
RMS 0.4808
Underflow 37
Overflow 232
time [ns]

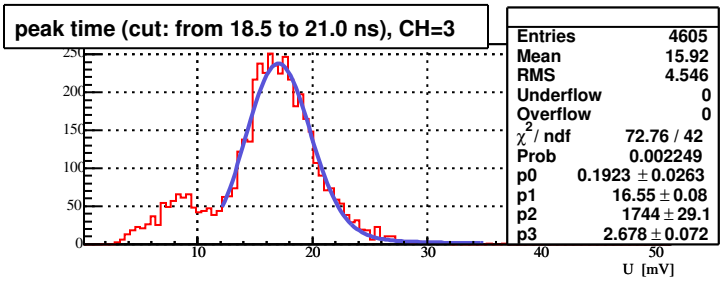
peak time (cut: from 18.5 to 21.0 ns), CH=3
Entries 4605
Mean 15.92
RMS 4.546
Underflow 0
Overflow 0
χ2 / ndf 72.76 / 42
Prob 0.002249
p0 0.1923 ± 0.0263
p1 16.55 ± 0.08
p2 1744 ± 29.1
p3 2.678 ± 0.072
U [mV]

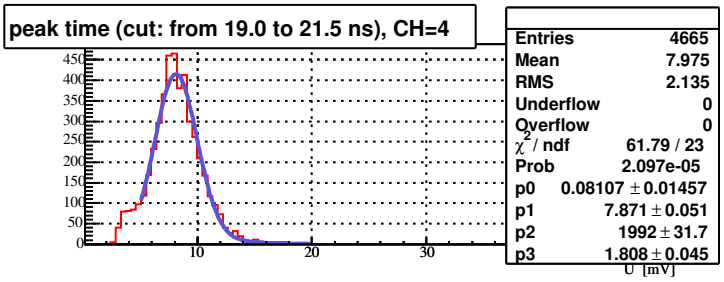
peak time (cut: from 19.0 to 21.5 ns), CH=4
Entries 4665
Mean 7.975
RMS 2.135
Underflow 0
Overflow 0
χ2 / ndf 61.79 / 23
Prob 2.097e-05
p0 0.08107 ± 0.01457
p1 7.871 ± 0.051
p2 1992 ± 31.7
p3 1.808 ± 0.045
U [mV]

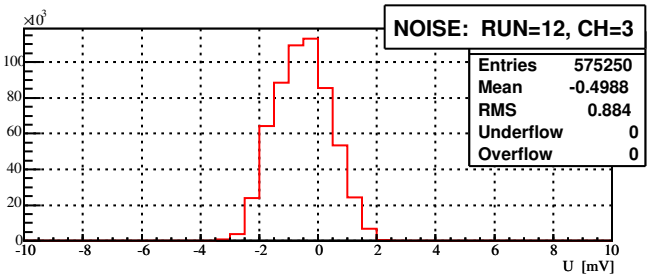
NOISE: RUN=12, CH=3
Entries 575250
Mean -0.4988
RMS 0.884
Underflow 0
Overflow 0
U [mV]

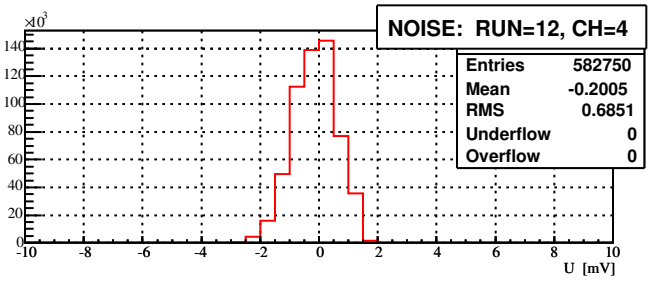
NOISE: RUN=12, CH=4
Entries 582750
Mean -0.2005
RMS 0.6851
Underflow 0
Overflow 0
U [mV]

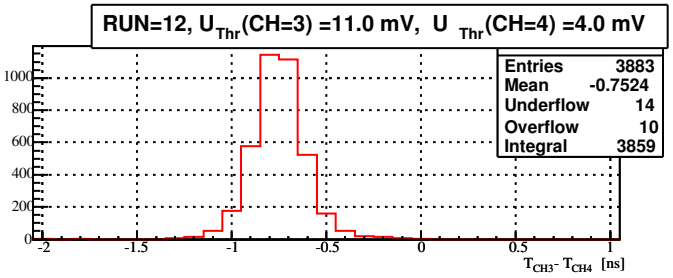
RUN=12, UThr(CH=3) =11.0 mV, UThr(CH=4) =4.0 mV
Entries 3883
Mean -0.7524
Underflow 14
Overflow 10
Integral 3859
TCH3 - TCH4 [ns]

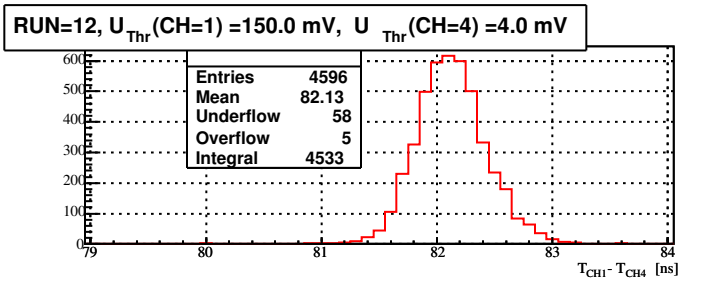
RUN=12, UThr(CH=1) =150.0 mV, UThr(CH=4) =4.0 mV
Entries 4596
Mean 82.13
Underflow 58
Overflow 5
Integral 4533
TCH1 - TCH4 [ns]

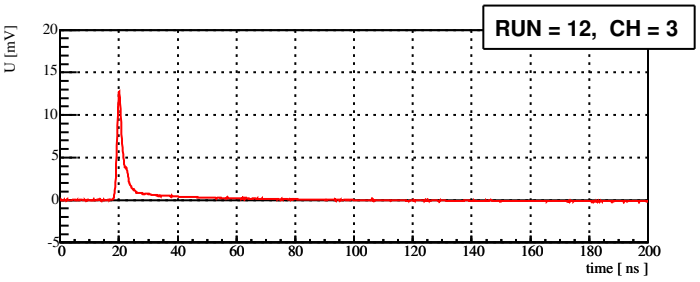
RUN = 12, CH = 3
U [mV]
time [ns]

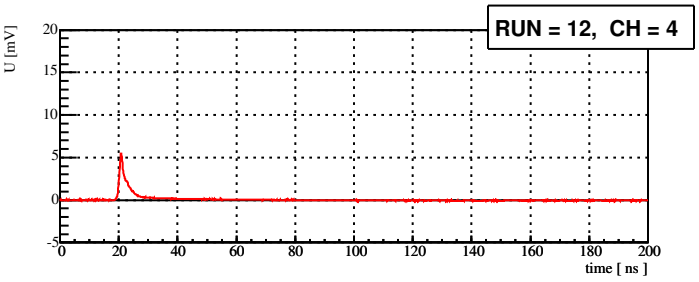
RUN = 12, CH = 4
U [mV]
time [ns]