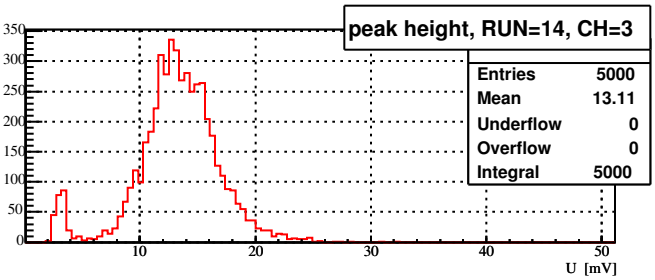
peak height, RUN=14, CH=3
Entries 5000
Mean 13.11
Underflow 0
Overflow 0
Integral 5000
U [mV]

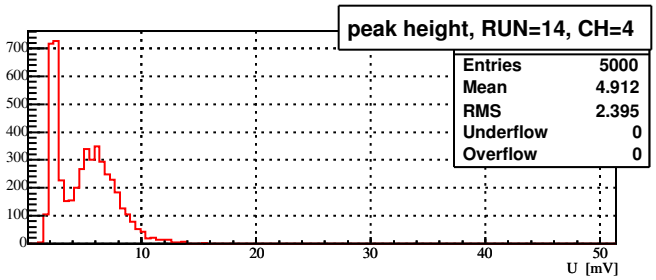
peak height, RUN=14, CH=4
Entries 5000
Mean 4.912
RMS 2.395
Underflow 0
Overflow 0
U [mV]

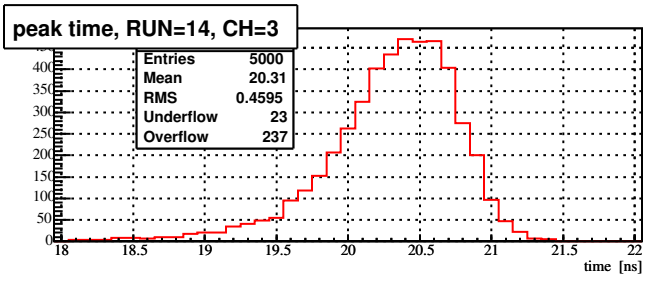
peak time, RUN=14, CH=3
Entries 5000
Mean 20.31
RMS 0.4595
Underflow 23
Overflow 237
time [ns]

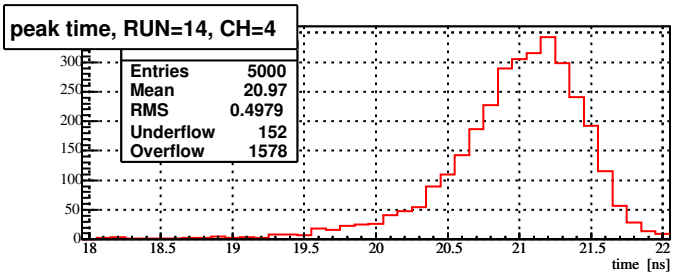
peak time, RUN=14, CH=4
Entries 5000
Mean 20.97
RMS 0.4979
Underflow 152
Overflow 1578
time [ns]

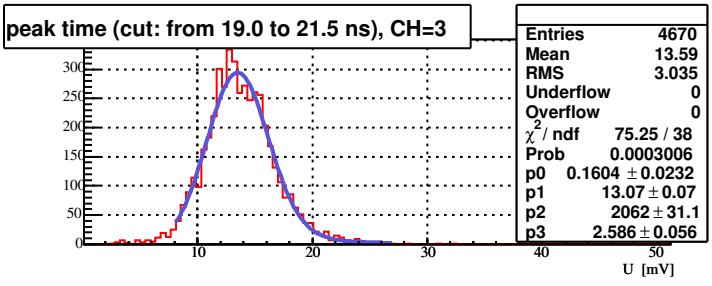
peak time (cut: from 19.0 to 21.5 ns), CH=3
Entries 4670
Mean 13.59
RMS 3.035
Underflow 0
Overflow 0
χ2 / ndf 75.25 / 38
Prob 0.0003006
p0 0.1604 ± 0.0232
p1 13.07 ± 0.07
p2 2062 ± 31.1
p3 2.586 ± 0.056
U [mV]

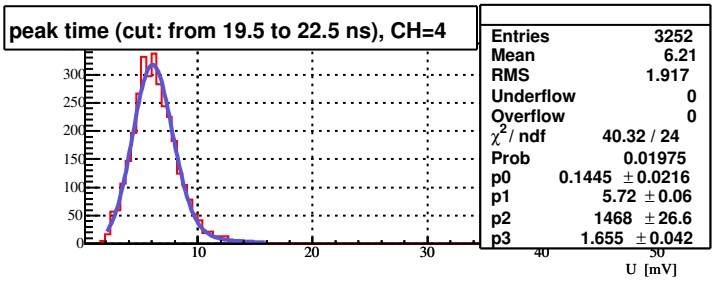
peak time (cut: from 19.5 to 22.5 ns), CH=4
Entries 3252
Mean 6.21
RMS 1.917
Underflow 0
Overflow 0
χ2 / ndf 40.32 / 24
Prob 0.01975
p0 0.1445 ± 0.0216
p1 5.72 ± 0.06
p2 1468 ± 26.6
p3 1.655 ± 0.042
U [mV]

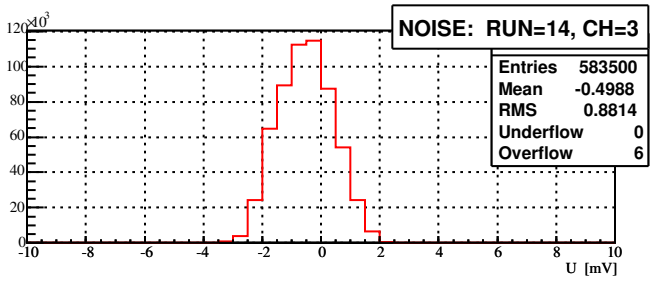
NOISE: RUN=14, CH=3
Entries 583500
Mean -0.4988
RMS 0.8814
Underflow 0
Overflow 6
U [mV]

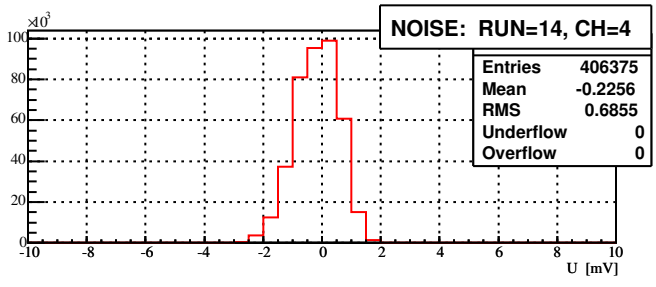
NOISE: RUN=14, CH=4
Entries 406375
Mean -0.2256
RMS 0.6855
Underflow 0
Overflow 0
U [mV]

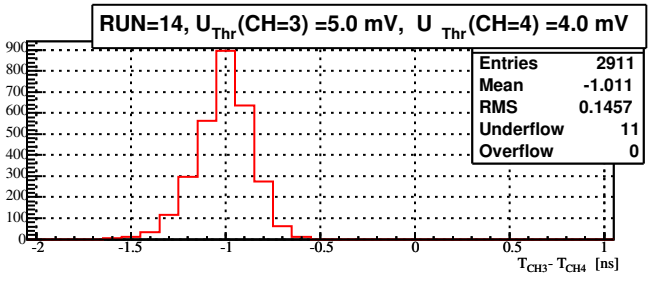
RUN=14, UThr(CH=3) =5.0 mV, U Thr(CH=4) =4.0 mV
Entries 2911
Mean -1.011
RMS 0.1457
Underflow 11
Overflow 0
TCH3- TCH4 [ns]

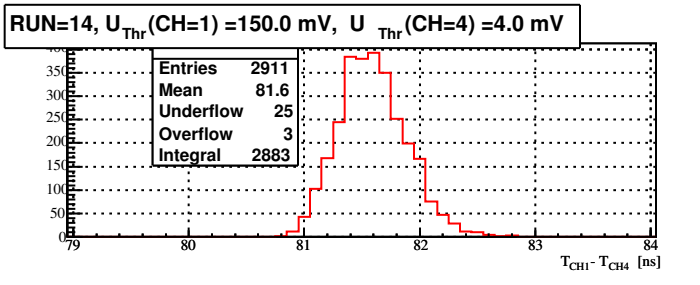
RUN=14, UThr(CH=1) =150.0 mV, U Thr(CH=4) =4.0 mV
Entries 2911
Mean 81.6
Underflow 25
Overflow 3
Integral 2883
TCH1- TCH4 [ns]

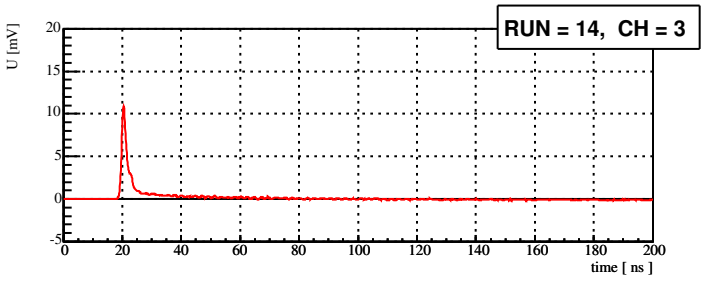
RUN = 14, CH = 3
U [mV]
time [ns]

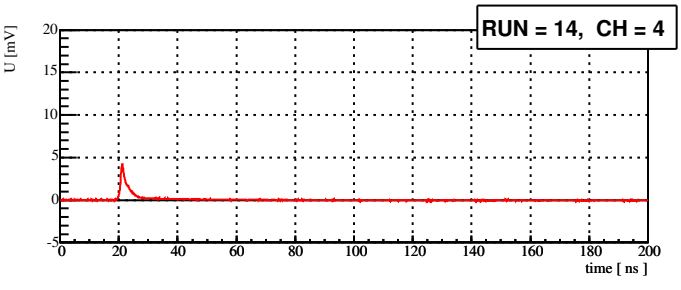
RUN = 14, CH = 4
U [mV]
time [ns]