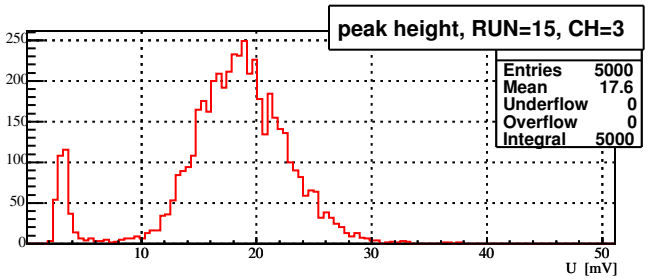
peak height, RUN=15, CH=3
Entries 5000
Mean 17.6
Underflow 0
Overflow 0
Integral 5000
U [mV]

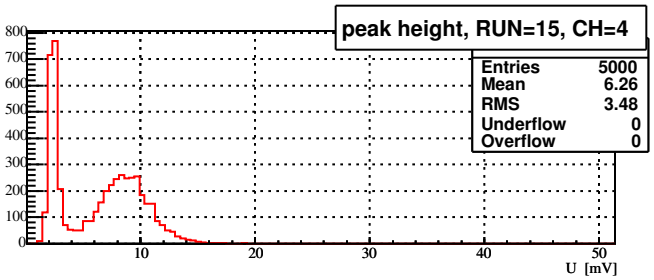
peak height, RUN=15, CH=4
Entries 5000
Mean 6.26
RMS 3.48
Underflow 0
Overflow 0
U [mV]

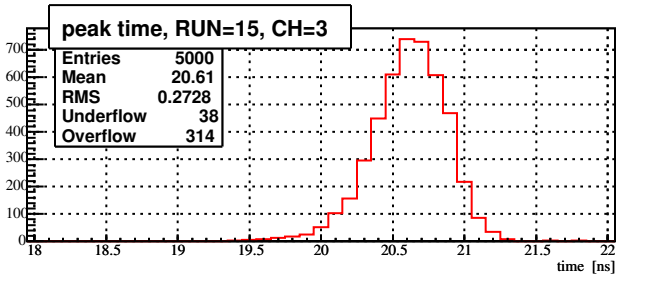
peak time, RUN=15, CH=3
Entries 5000
Mean 20.61
RMS 0.2728
Underflow 38
Overflow 314
time [ns]

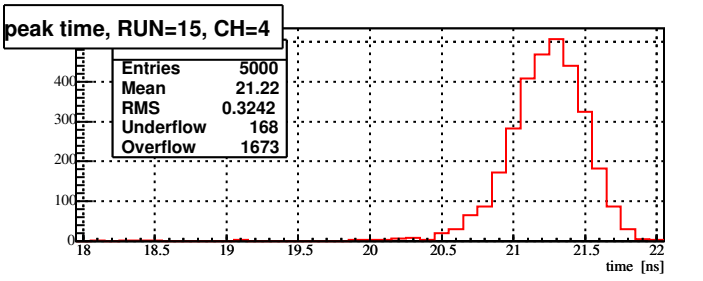
peak time, RUN=15, CH=4
Entries 5000
Mean 21.22
RMS 0.3242
Underflow 168
Overflow 1673
time [ns]

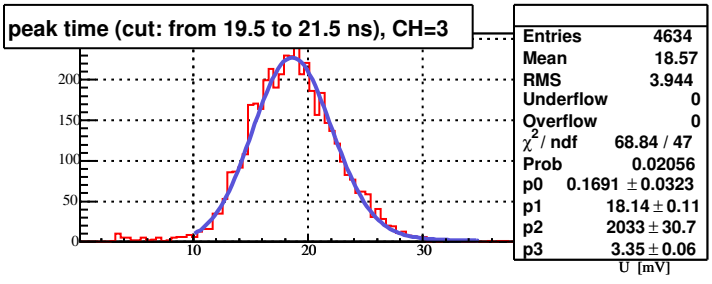
peak time (cut: from 19.5 to 21.5 ns), CH=3
Entries 4634
Mean 18.57
RMS 3.944
Underflow 0
Overflow 0
χ2 / ndf 68.84 / 47
Prob 0.02056
p0 0.1691 ± 0.0323
p1 18.14 ± 0.11
p2 2033 ± 30.7
p3 3.35 ± 0.06
U [mV]

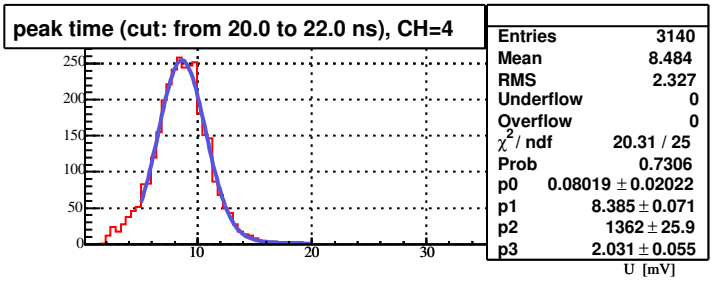
peak time (cut: from 20.0 to 22.0 ns), CH=4
Entries 3140
Mean 8.484
RMS 2.327
Underflow 0
Overflow 0
χ2 / ndf 20.31 / 25
Prob 0.7306
p0 0.08019 ± 0.02022
p1 8.385 ± 0.071
p2 1362 ± 25.9
p3 2.031 ± 0.055
U [mV]

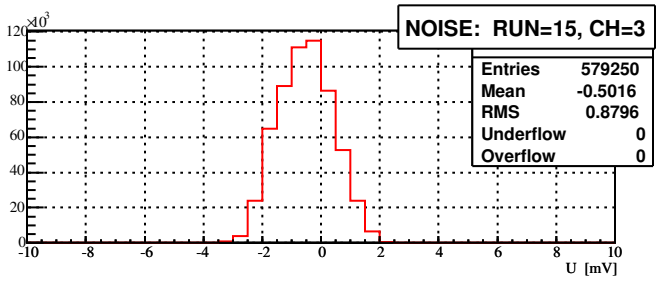
NOISE: RUN=15, CH=3
Entries 579250
Mean -0.5016
RMS 0.8796
Underflow 0
Overflow 0
U [mV]

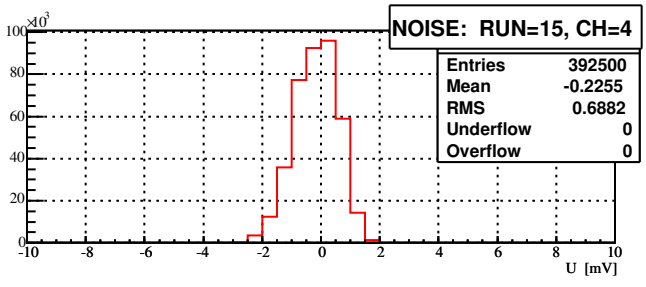
NOISE: RUN=15, CH=4
Entries 392500
Mean -0.2255
RMS 0.6882
Underflow 0
Overflow 0
U [mV]

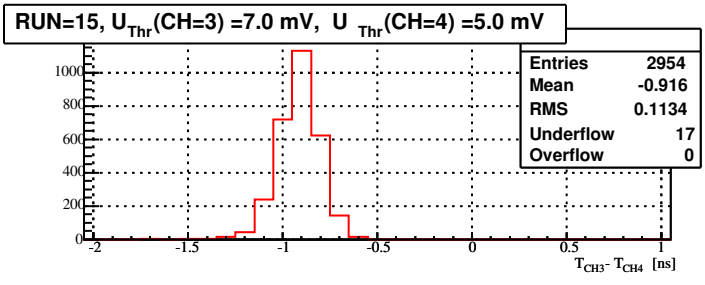
RUN=15, UThr(CH=3) =7.0 mV, U Thr(CH=4) =5.0 mV
Entries 2954
Mean -0.916
RMS 0.1134
Underflow 17
Overflow 0
TCH3- TCH4 [ns]

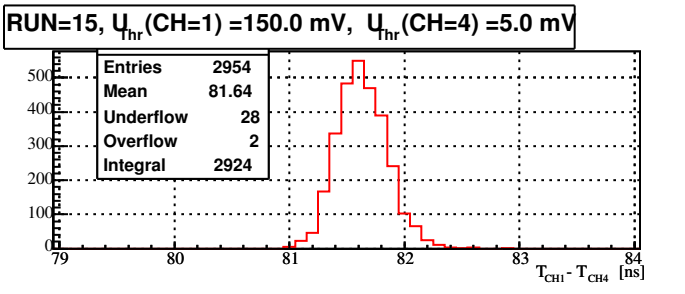
RUN=15, UThr(CH=1) =150.0 mV, UThr(CH=4) =5.0 mV
Entries 2954
Mean 81.64
Underflow 28
Overflow 2
Integral 2924
TCH1 - TCH4 [ns]

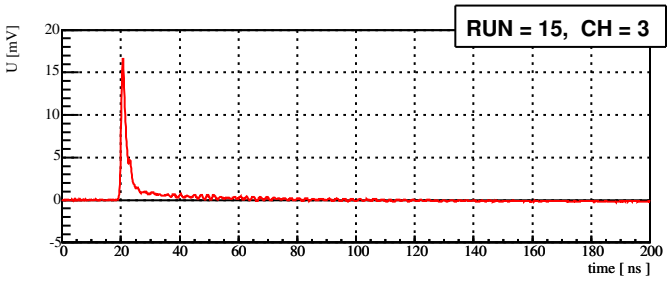
RUN = 15, CH = 3
U [mV]
time [ns]

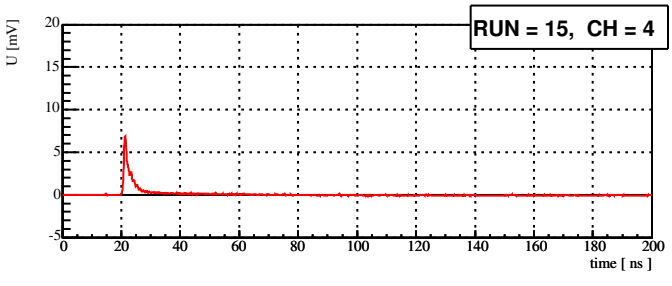
RUN = 15, CH = 4
U [mV]
time [ns]