




# FIRST RESULTS WITH BURLE 85011 MCP


**Andrej Gorišek**

University of Ljubljana & Institute Jožef Stefan

Testbeam revue, Tsukuba, 2004/03/09

- ❖ MCP geometry and readout
- ❖ first combined rings with MCP+RICH2
- ❖ Cherenkov angle,  $N_{phot}$

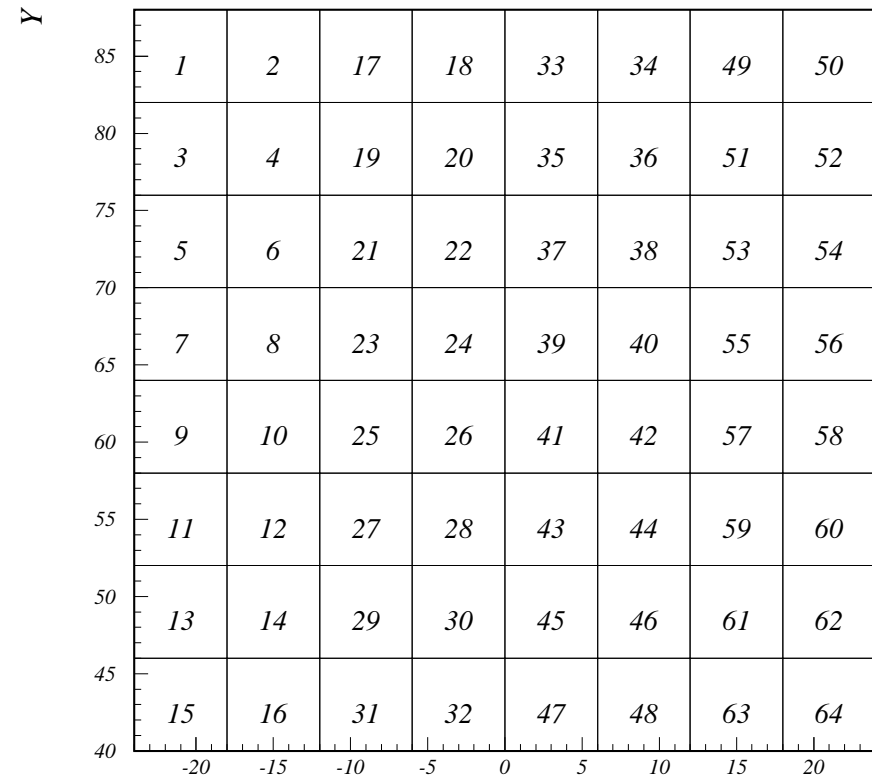





# MCP geometry

## ◆ mapping

- ◆ 64 channels
- ◆ 8x8 geometry
- ◆ active area size: 48 mm × 48 mm
- ◆ pad size: 6 mm × 6 mm

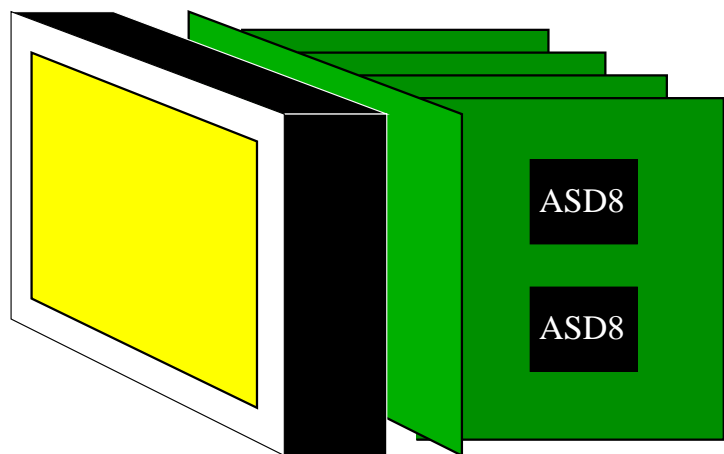


X



## MCP readout

- ❖ signals readout with ASD boards (HERA-B OTR)  
ASD8 chips - amplifier, shaper, discriminator  
digital output realized as a current source
- ❖ AMPDISSH boards used for ASD8 output signal to ECL conversion
- ❖ signals readout with ASD boards (HERA-B OTR)  
ASD8 chips - amplifier, shaper, discriminator  
digital output realized as a current source
- ❖ AMPDISSH boards used for ASD8 output signal to ECL conversion




**BURLE 85011**

**ASD8 boards**

**AMPDISSH**

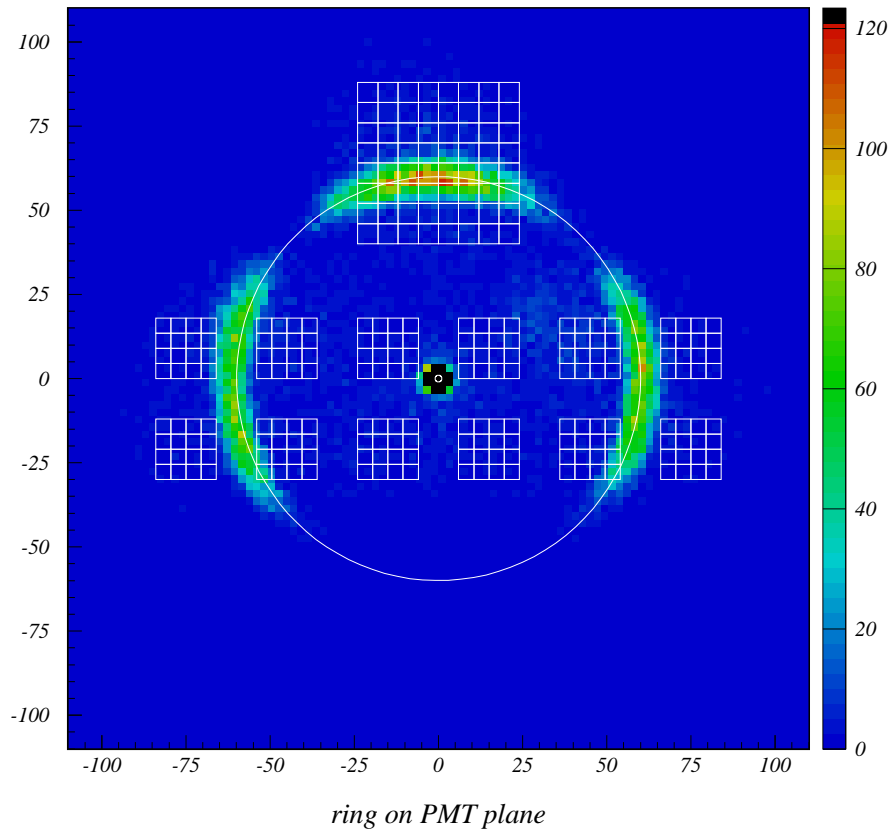
**LeCroy 2277 TDC**


**Sparc VME board**



# First combined rings MCP+RICH2

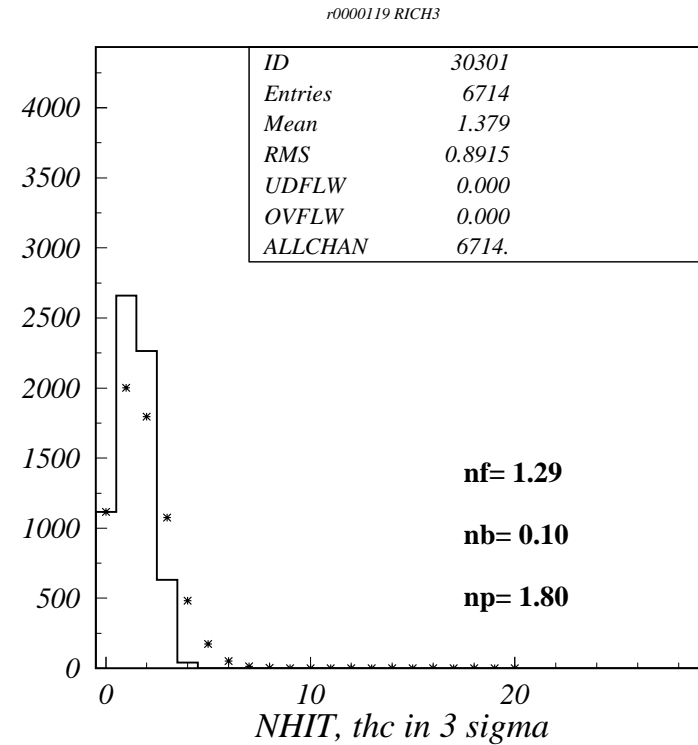
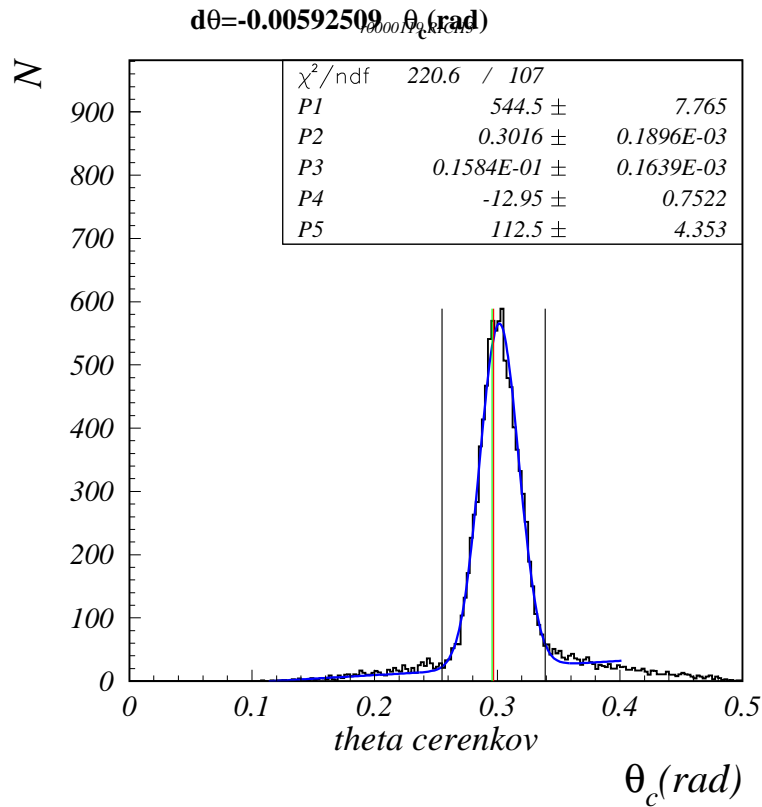
run 119





# Cherenkov angle, $N_{phot}$

run 119



- ◆ width  $\approx$  15.8 mrad (run 119, RICH2 14.3 mrad)
- ◆  $N_{phot} = 1.29$  (run 119, RICH2 2.19)