ZP7 Series

180° (SMT / TH) and 90° (TH) Dual Row Box Header

Specifications

Contact Resistance:	30mΩ max. at 6V DC
Insulation Resistance:	1,000MΩ min at 500V DC
Current Rating:	1A
Operating Temperature Range:	–40°Cto +105°C
Withstanding Voltage:	500V AC for 1 minute

Materials and Finish

Housing:	PBT and glass reinforced, UL 94V-0
Terminals:	Copper Alloy
Contact Plating:	Gold Flash or Tin



Features

- Pin count from 4 to 50
- Mates with ZS2, ZS3, ZS5 and ZS7 Series

Part Number (Details)

ZP7 - ** - * - *

Series No.

No. of Contact Pins

Terminal Style:
A = 90° (TH)
S = 180° (TH)
SS = 180° (SMT)

Mating Face Plating:
G = Gold Flash
G2T = Selective Gold

Outline Connector Dimensions

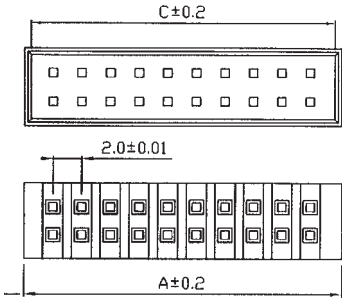

Terminal Style (TH)
90° (A)

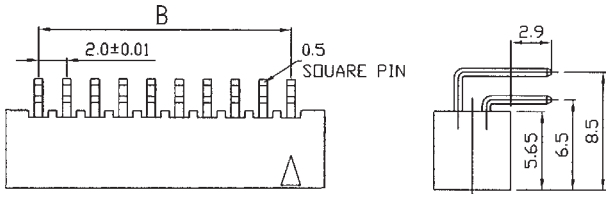

Terminal Style (TH)
180° (S)

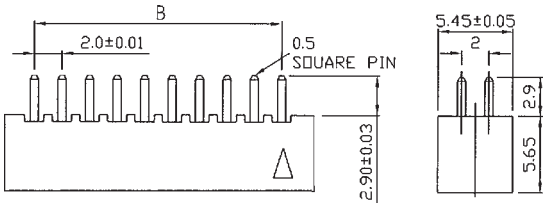

Terminal Style (SMT)
180° (SS)

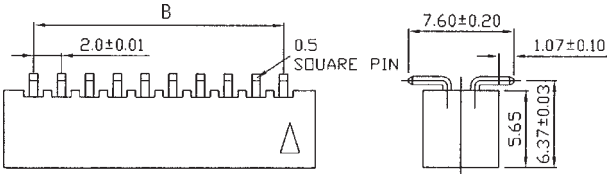

Recommended PCB Layouts

Top View

PCB for 90° and 180° TH

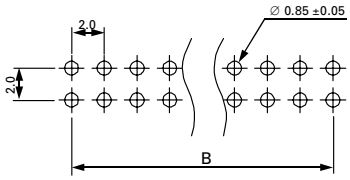

PCB for 180° SMT

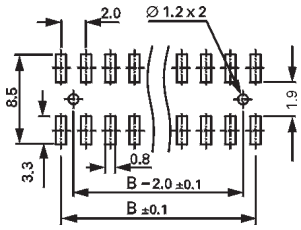

Dimensional Information

Part Number	Dim. A	Dim. B	Dim. C
ZP7-4-*-*	6.10	2.00	4.60
ZP7-6-*-*	8.10	4.00	6.60
ZP7-8-*-*	10.10	6.00	8.60
ZP7-10-*-*	12.10	8.00	10.60
ZP7-12-*-*	14.10	10.00	12.60
ZP7-14-*-*	16.10	12.00	14.60
ZP7-20-*-*	22.10	18.00	20.60
ZP7-24-*-*	26.10	22.00	24.60
ZP7-26-*-*	28.10	24.00	26.60

Part Number	Dim. A	Dim. B	Dim. C
ZP7-30-*-*	32.10	28.00	30.60
ZP7-32-*-*	34.10	30.00	32.60
ZP7-36-*-*	38.10	34.00	36.60
ZP7-40-*-*	42.10	38.00	40.60
ZP7-44-*-*	46.10	42.00	44.60
ZP7-50-*-*	52.10	48.00	50.60
ZP7-60-SS-*	62.10	58.00	60.60
ZP7-64-SS-*	66.10	62.00	64.60
ZP7-68-SS-*	70.10	66.00	68.60

SPECIFICATIONS ARE SUBJECT TO ALTERATION WITHOUT PRIOR NOTICE - DIMENSIONS IN MILLIMETER