

ZS3 Series

180° TH Socket for PCB Mount (Height 4.5mm)

Specifications


Voltage Rating: 150V AC
 Current Rating: 1.5A
 Operating Temperature Range: -40°C to +105°C
 Withstanding Voltage: 500V for 1 minute

Materials and Finish

Housing: UL 94V-0 listed
 Terminals: Phosphor Bronze
 Contact Plating: Selective Gold or Gold over Nickel

Features

○ Pin count from 8 to 80



Part Number (Details)

ZS3 - ** G *

Series No.

No. of Contact Pins
(8 to 80)

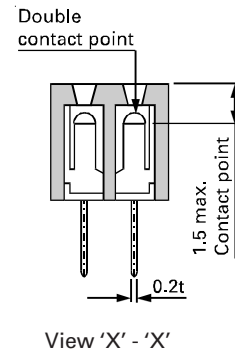
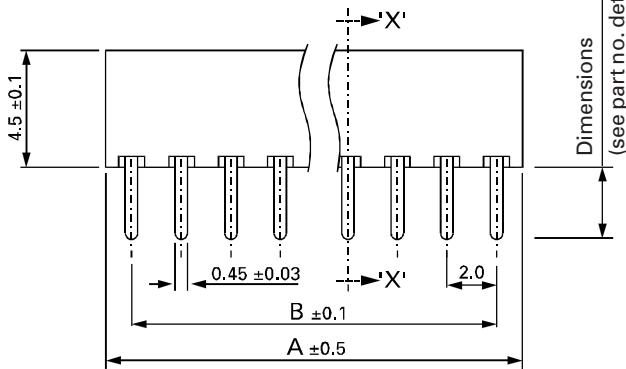
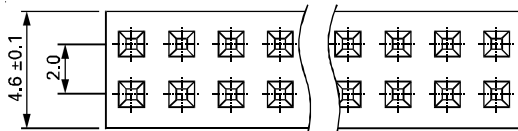
Contact Plating:

G2T = Selective Gold
 G3T = 10μ" Selective Gold
 G4T = 15μ" Selective Gold
 G5T = 30μ" Selective Gold
 G2 = Gold Flash
 G3 = 10μ" Gold over Nickel
 G4 = 15μ" Gold over Nickel
 G5 = 30μ" Gold over Nickel

Length of Solder Terminals:

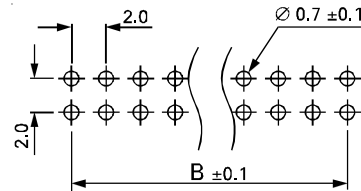
No Mark = 2.5mm
 3.2 = 3.2mm

Outline Connector Dimensions



Recommended PCB Layout

Top View



Part Number	Dim. A	Dim. B
ZS3-08-G*	8.0	6.0
ZS3-10-G*	10.0	8.0
ZS3-12-G*	12.0	10.0
ZS3-14-G*	14.0	12.0
ZS3-16-G*	16.0	14.0
ZS3-18-G*	18.0	16.0
ZS3-20-G*	20.0	18.0
ZS3-24-G*	24.0	22.0
ZS3-26-G*	26.0	24.0
ZS3-30-G*	30.0	28.0
ZS3-34-G*	34.0	32.0
ZS3-36-G*	36.0	34.0

Part Number	Dim. A	Dim. B
ZS3-40-G*	40.0	38.0
ZS3-44-G*	44.0	42.0
ZS3-46-G*	46.0	44.0
ZS3-50-G*	50.0	48.0
ZS3-52-G*	52.0	50.0
ZS3-56-G*	56.0	54.0
ZS3-60-G*	60.0	58.0
ZS3-62-G*	62.0	60.0
ZS3-64-G*	64.0	62.0
ZS3-68-G*	68.0	66.0
ZS3-70-G*	70.0	68.0
ZS3-80-G*	80.0	78.0