

## Specifications


Voltage Rating: 150 V AC  
 Current Rating: 1.5A  
 Operating Temperature Range: -40°C to +105°C  
 Withstanding Voltage: 500 V for 1 minute

## Materials and Finish

Housing: UL 94V-0 listed  
 Terminals: Phosphor Bronze  
 Contact Plating: Selective Gold or Gold over Nickel

## Features

Pin count from 8 to 80



## Part Number (Details)

ZS4 - \*\* G\*

Series No.

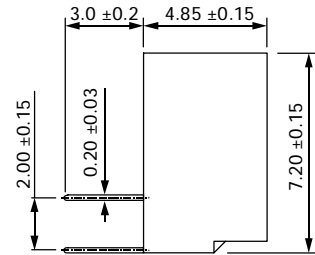
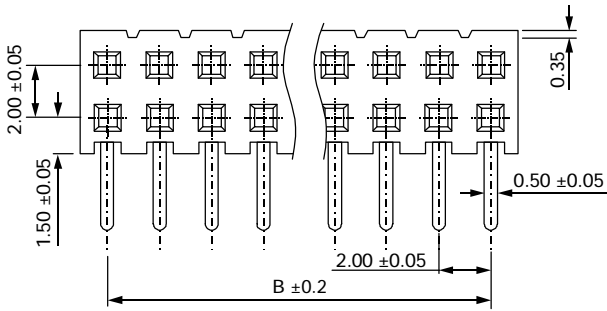
No. of Contact Pins  
(8 to 80)

contact Plating:

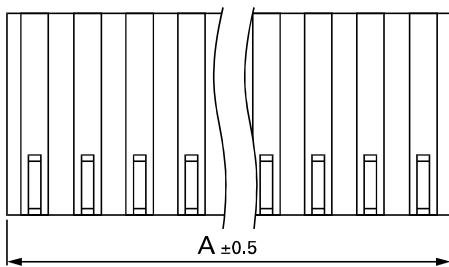
G2T = Selective Gold  
 G3T = 10µ" Selective Gold  
 G4T = 15µ" Selective Gold  
 G5T = 30µ" Selective Gold  
 G2 = Gold Flash  
 G3 = 10µ" Gold over Nickel  
 G4 = 15µ" Gold over Nickel  
 G5 = 30µ" Gold over Nickel

## Applicable Dimensions (Reference Only)

### Outline Connector Dimensions



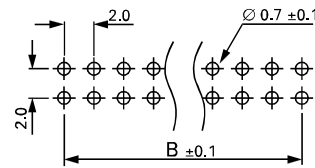
View 'A'



View 'A'

### Recommended PCB Layout

Top View



Part Number	Dim. A	Dim. B	Part Number	Dim. A	Dim. B
ZS4-08-G*	8.50	6.0	ZS4-40-G*	40.50	38.0
ZS4-10-G*	10.50	8.0	ZS4-44-G*	44.50	42.0
ZS4-12-G*	12.50	10.0	ZS4-46-G*	46.50	44.0
ZS4-14-G*	14.50	12.0	ZS4-50-G*	50.50	48.0
ZS4-16-G*	16.50	14.0	ZS4-52-G*	52.50	50.0
ZS4-18-G*	18.50	16.0	ZS4-56-G*	56.50	54.0
ZS4-20-G*	20.50	18.0	ZS4-60-G*	60.50	58.0
ZS4-24-G*	24.50	22.0	ZS4-62-G*	62.50	60.0
ZS4-26-G*	26.50	24.0	ZS4-64-G*	64.50	62.0
ZS4-30-G*	30.50	28.0	ZS4-68-G*	68.50	66.0
ZS4-34-G*	34.50	32.0	ZS4-70-G*	70.50	68.0
ZS4-36-G*	36.50	34.0	ZS4-80-G*	80.50	78.0