

Specifications

Voltage Rating: 150 V AC
 Current Rating: 1.5A
 Operating Temperature Range: -40°C to +105°C
 Withstanding Voltage: 500 V for 1 minute

Materials and Finish

Housing: UL 94V-0 listed
 Terminals: Phosphor Bronze
 Plating: Contacts - Gold Flash

Features

Pin count 8 and 60

Part Number (Details)

ZS7 - ** - G2

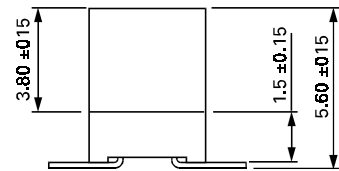
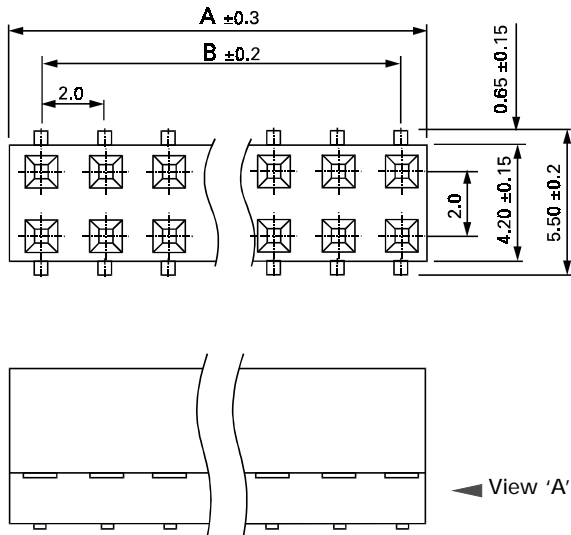
Series No.

No. of Contact Pins

G2 = Au Flash Plating

Applicable Dimensions (Reference Only)

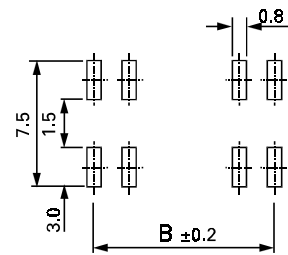
Outline Connector Dimensions



View 'A'

Recommended PCB Layout

Top View



Part Number	Dim. A	Dim. B
ZS7-08-G2	8.0	6.0
ZS7-10-G2	10.0	8.0
ZS7-12-G2	12.0	10.0
ZS7-14-G2	14.0	12.0
ZS7-16-G2	16.0	14.0
ZS7-20-G2	20.0	18.0
ZS7-22-G2	22.0	20.0
ZS7-24-G2	24.0	22.0
ZS7-26-G2	26.0	24.0

Part Number	Dim. A	Dim. B
ZS7-30-G2	30.0	28.0
ZS7-32-G2	32.0	30.0
ZS7-34-G2	34.0	32.0
ZS7-36-G2	36.0	34.0
ZS7-38-G2	40.0	38.0
ZS7-40-G2	44.0	42.0
ZS7-50-G2	50.0	48.0
ZS7-60-G2	60.0	58.0