


Specifications

Voltage Rating: 150V AC
 Current Rating: 1.0A
 Operating Temperature Range: -40°C to +105°C
 Withstanding Voltage: 500V for 1 minute

Materials and Finish

Housing: UL 94V-0 listed
 Terminals: Brass
 Contact Plating: Gold over Nickel



Features

Pin count from 20 to 68

Part Number (Details)

ZP8 - ** - G*

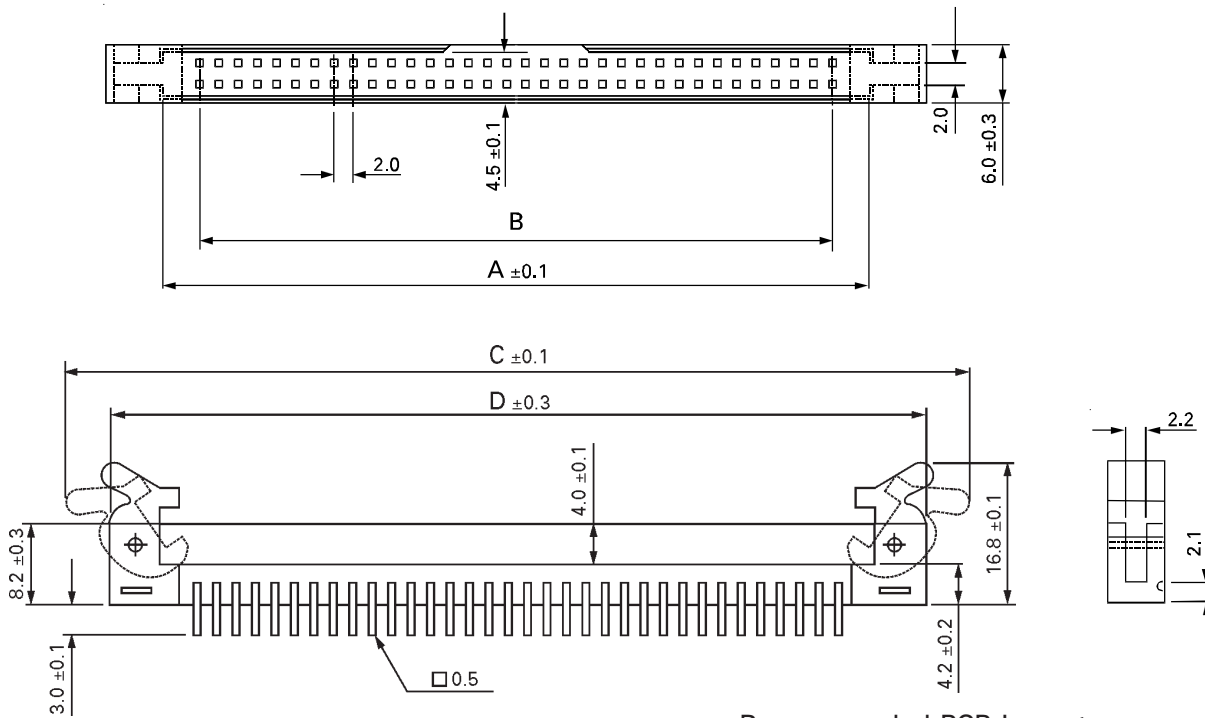
Series No.

No. of Contact Pins

Contact Plating:

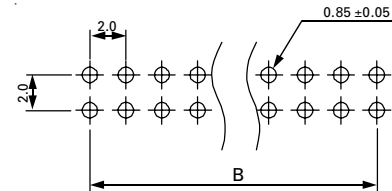
G2 = Gold Flash
 G3 = 10μ" Gold over Nickel
 G4 = 15μ" Gold over Nickel
 G5 = 30μ" Gold over Nickel

Outline Connector Dimensions



Recommended PCB Layout

Top View



Dimensional Information

Part Number	Dim. A	Dim. B	Dim. C	Dim. D
ZP8-20-G*	25.8	18.0	45.0	35.7
ZP8-26-G*	31.8	24.0	51.0	41.7
ZP8-34-G*	39.8	32.0	59.0	49.7
ZP8-40-G*	45.8	38.0	65.0	55.7
ZP8-44-G*	49.8	42.0	69.0	59.7
ZP8-50-G*	55.8	48.0	75.0	65.7
ZP8-68-G*	73.8	66.0	93.0	83.7